



US00D860918S

(12) **United States Design Patent** (10) **Patent No.:** **US D860,918 S**
Nagamoto et al. (45) **Date of Patent:** **** Sep. 24, 2019**

(54) **TIRE TREAD**

(71) Applicant: **BRIDGESTONE CORPORATION**,
Chuo-ku, Tokyo (JP)

(72) Inventors: **Shoko Nagamoto**, Tokyo (JP);
Shintaro Hayashi, Tokyo (JP)

(73) Assignee: **BRIDGESTONE CORPORATION**,
Chuo-ku, Tokyo (JP)

(**) Term: **15 Years**

(21) Appl. No.: **29/649,440**

(22) Filed: **May 30, 2018**

(30) **Foreign Application Priority Data**

Dec. 1, 2017 (JP) 2017-026935

(51) **LOC (12) Cl.** **12-15**

(52) **U.S. Cl.**
USPC **D12/518**

(58) **Field of Classification Search**
USPC D12/505-532, 533-567
CPC B60C 11/0302; B60C 2011/0358; B60C
2011/0374; B60C 2011/0386; B60C
2011/0388
See application file for complete search history.

(56) **References Cited**

U.S. PATENT DOCUMENTS

D675,150 S * 1/2013 Sato D12/531
D733,637 S 7/2015 Kato
D748,567 S * 2/2016 Kato D12/519
D780,669 S * 3/2017 Takahashi D12/518

(Continued)

FOREIGN PATENT DOCUMENTS

JP 1484216 S 6/2015
JP 1484217 S 6/2015

(Continued)

OTHER PUBLICATIONS

HJ2605953600, Website <URL: <http://www.bridgestone.co.jp/corporate/news/2015010801.html>>, (Bridgestone Corporation), Jul. 5, 2016, [database online], [retrieved on Jan. 20, 2015], Retrieved from the Known Design Database of the Japan Patent Office using Internet, <URL: https://www.j-platpat.inpit.go.jp/web/ishou/dpdj/dpdj_GM301_Detailed.action>.

Primary Examiner — George D. Kirschbaum

Assistant Examiner — Joseph J Kukella

(74) *Attorney, Agent, or Firm* — Kenja IP Law PC

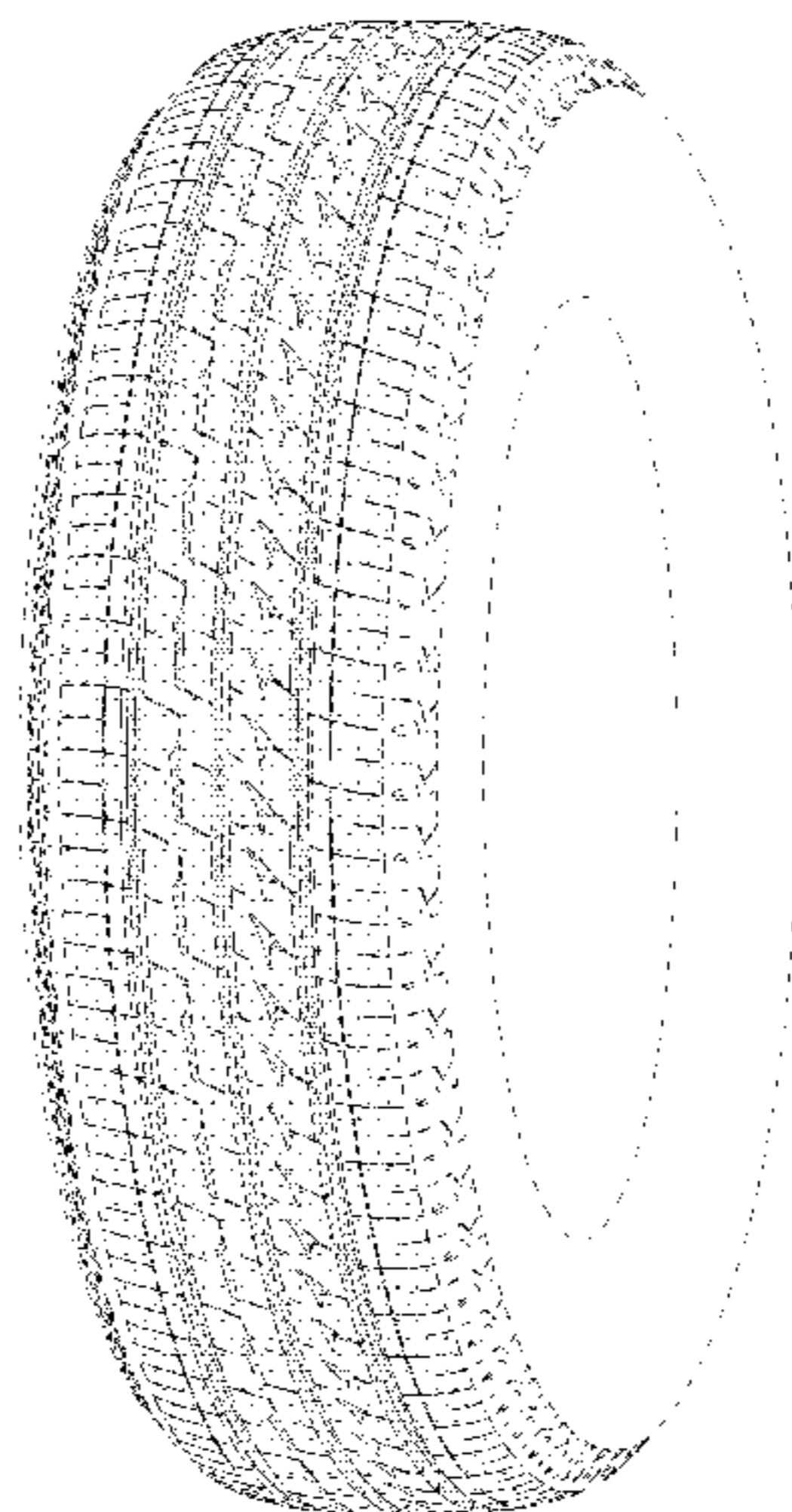
(57) **CLAIM**

The ornamental design for a tire tread, as shown and described.

DESCRIPTION

FIG. 1 is a perspective view of a tire tread showing our new design;
FIG. 2 is a front view thereof;
FIG. 3 is a top view thereof;
FIG. 4 is a right side view thereof;
FIG. 5 is a left side view thereof;
FIG. 6 is a fragmentary enlarged front view;
FIG. 7 is an end view taken along line 7-7 in FIG. 6; and,
FIG. 8 is an end view taken along line 8-8 in FIG. 6.
Broken lines shown in the drawings are intended to show portions of the tire tread that are not being claimed, and thus illustrative purpose only and form no part of the claimed design. The dash-dot-dash broken lines are used to show the boundary between unclaimed and claimed subject matter, and thus form no part of the claimed design. The light stippled surface shading represents the surface of the tire tread, and the dark stippled surface shading represents the recessed portion of the tread grooves, having the depth as shown in FIGS. 7 and 8.

1 Claim, 8 Drawing Sheets



(56)

References Cited

U.S. PATENT DOCUMENTS

D782,393	S	3/2017	Hayashi	
D786,772	S	* 5/2017	Kato	D12/517
D797,651	S	* 9/2017	Kidesaki	D12/517
D826,841	S	* 8/2018	Kujime	D12/505
D833,960	S	* 11/2018	Wang	D12/517

FOREIGN PATENT DOCUMENTS

JP	1516408	S	6/2015
JP	1500617	S	3/2016

* cited by examiner

FIG. 1

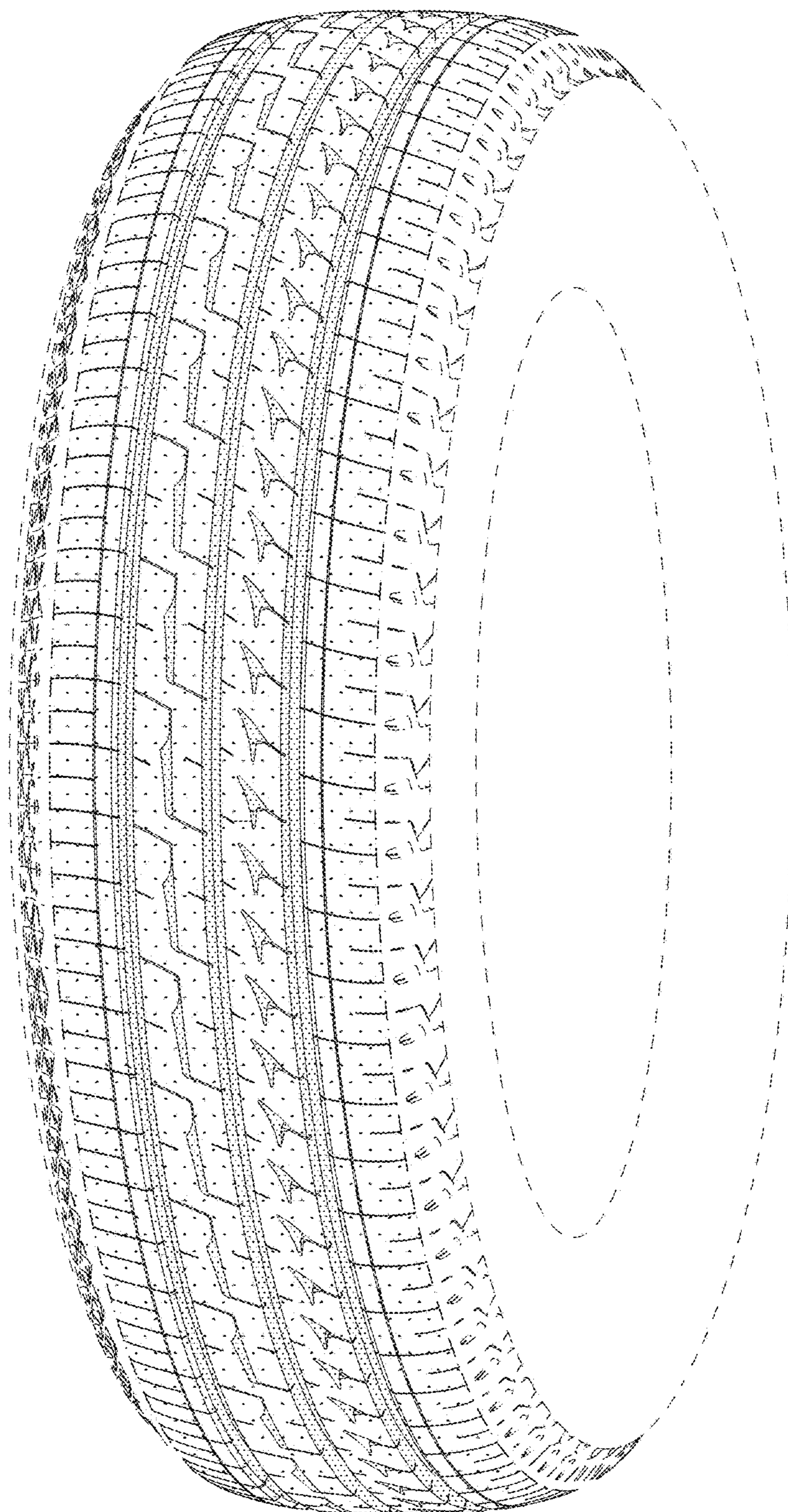


FIG. 2

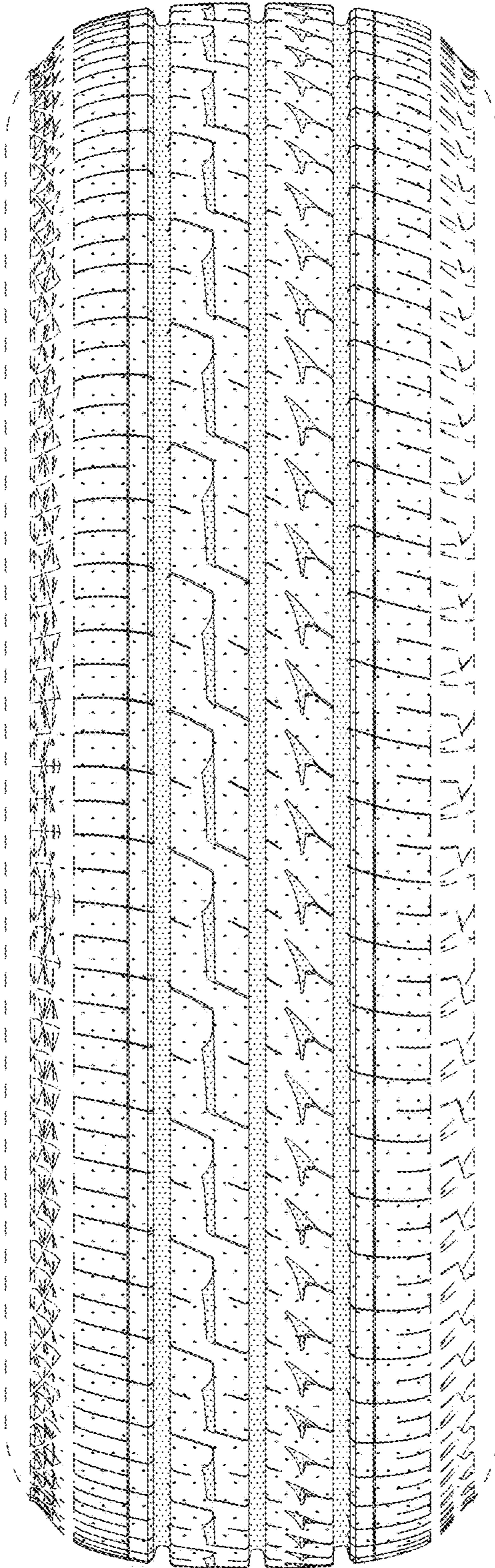


FIG. 3

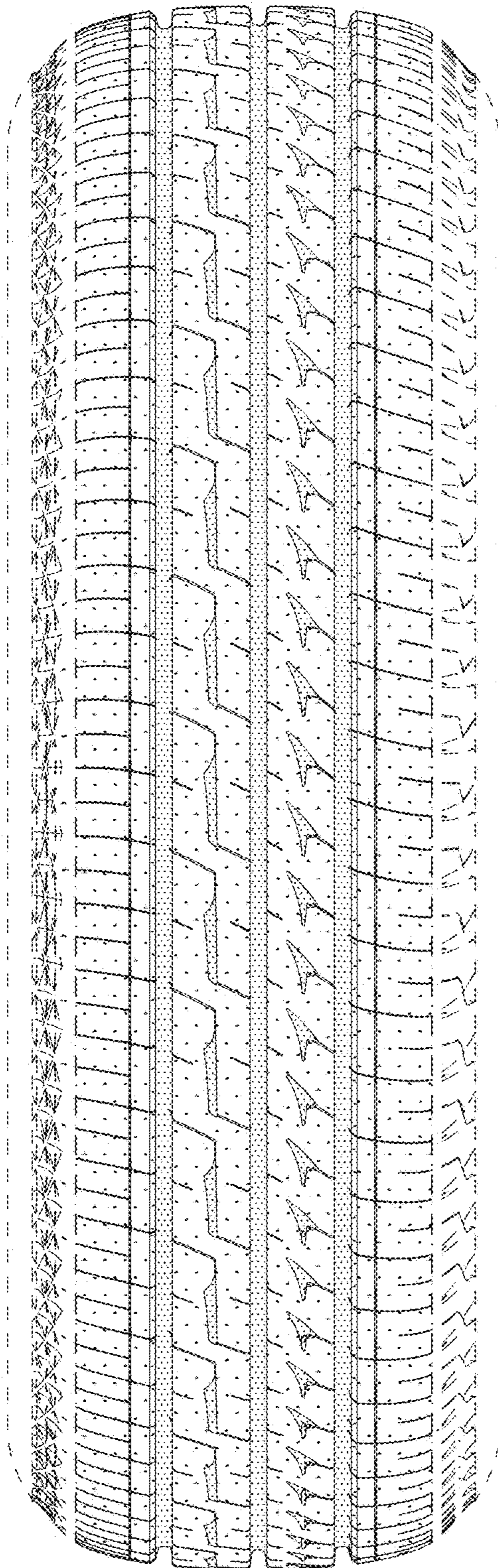


FIG. 4

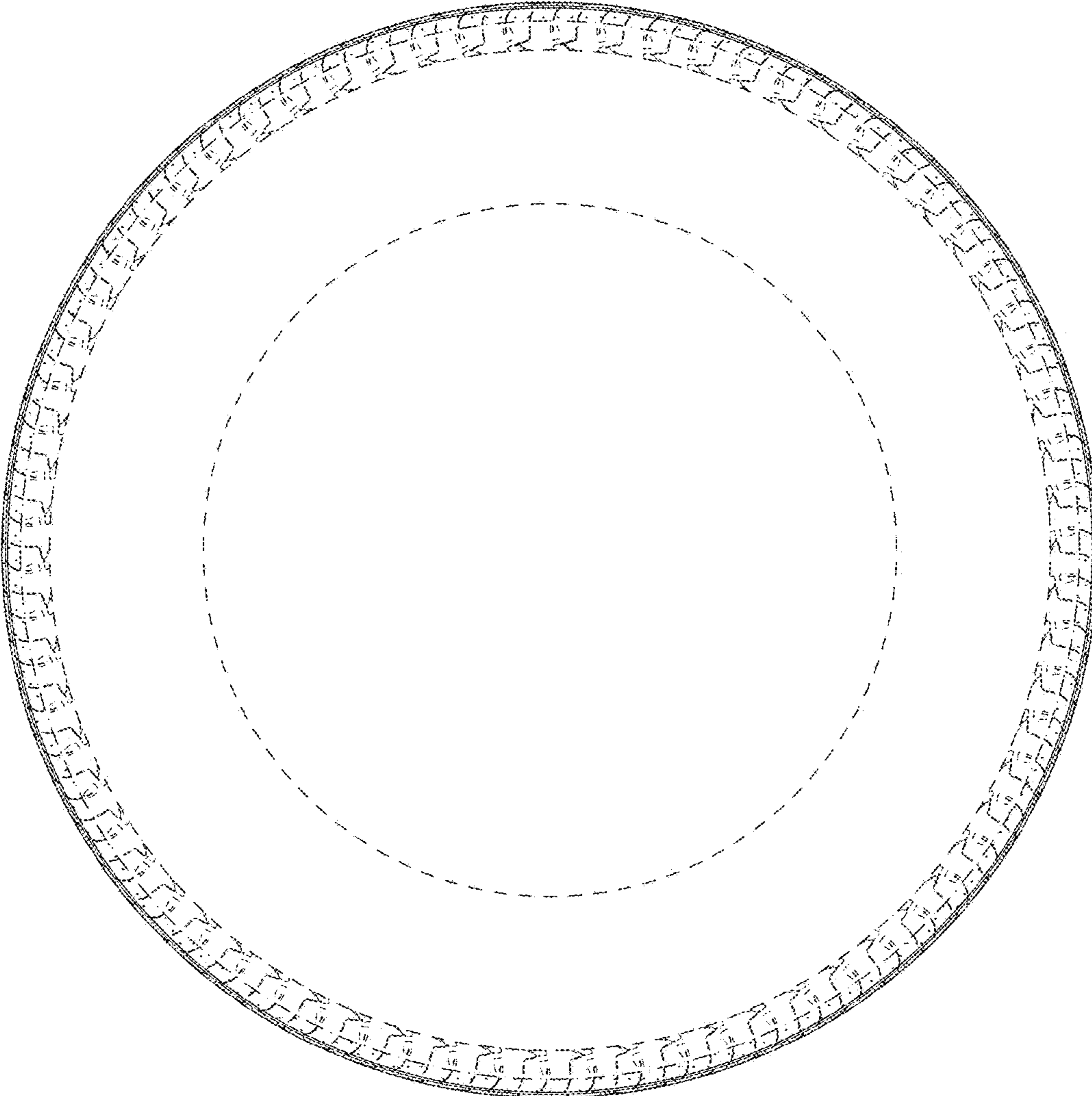


FIG. 5

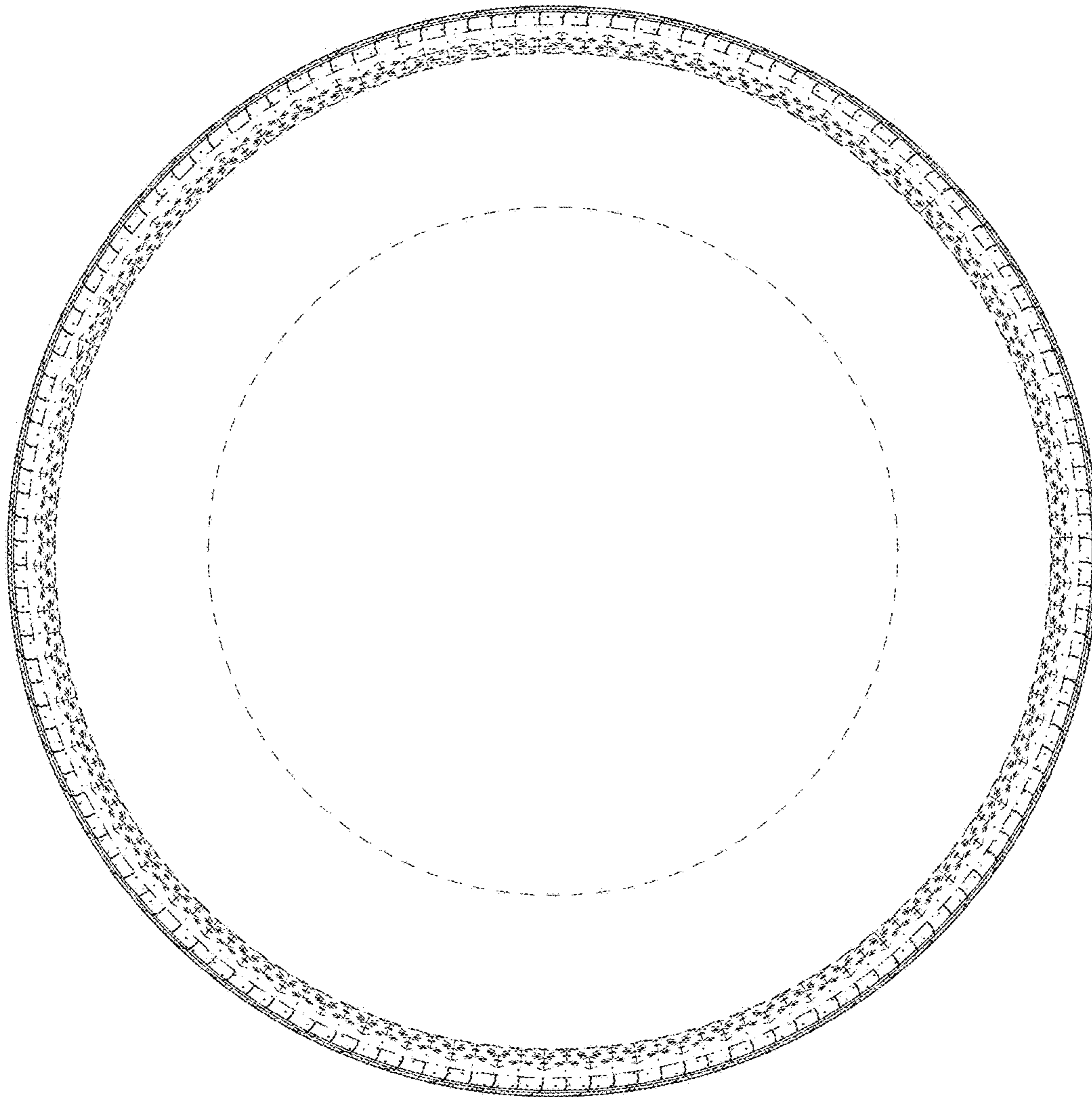


FIG. 6

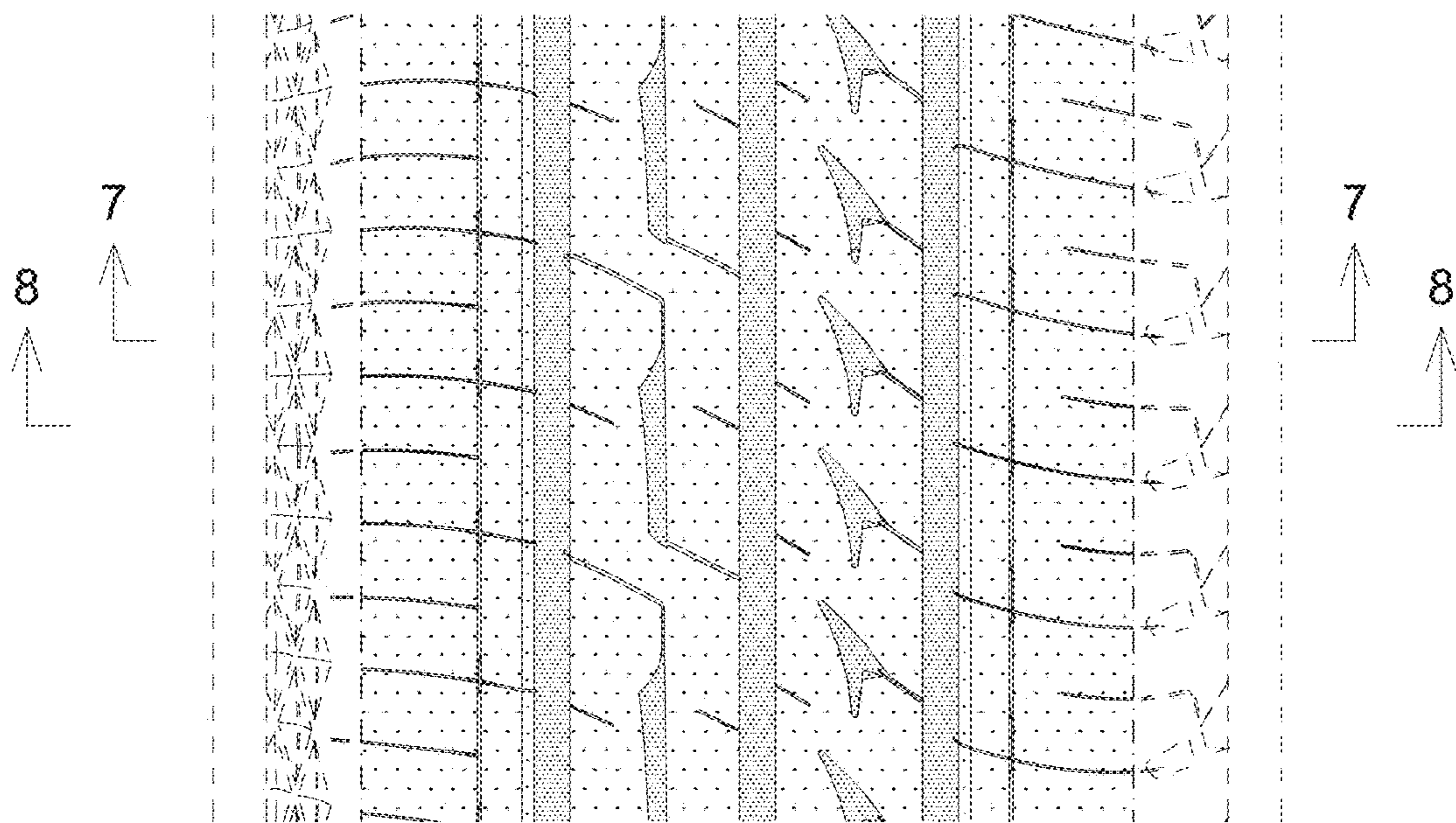


FIG. 7




FIG. 8

