

US00D860913S

(12) **United States Design Patent**
Groth

(10) **Patent No.:** **US D860,913 S**

(45) **Date of Patent:** **** Sep. 24, 2019**

(54) **VEHICLE WHEEL, TOY VEHICLE WHEEL,
AND/OR REPLICAS THEREOF**

(71) Applicant: **Bayerische Motoren Werke
Aktiengesellschaft, Munich (DE)**

(72) Inventor: **Kristian Groth, Munich (DE)**

(73) Assignee: **Bayerische Motoren Werke
Aktiengesellschaft, Munich (DE)**

(**) Term: **15 Years**

(21) Appl. No.: **29/635,614**

(22) Filed: **Feb. 1, 2018**

(30) **Foreign Application Priority Data**

Aug. 10, 2017 (DE) 40 2017 100 899

(51) **LOC (12) Cl.** **12-16**

(52) **U.S. Cl.**
USPC **D12/211**

(58) **Field of Classification Search**
USPC D12/204–213; D21/533, 561, 563
CPC B60B 7/00; B60B 7/02; B60B 7/04; B60B
7/06; B60B 3/02; B60B 3/04; B60B 3/06;
B60B 3/10; B60B 1/00; B60B 1/08;
B60B 1/10; B60B 1/12

See application file for complete search history.

(56) **References Cited**

U.S. PATENT DOCUMENTS

D492,235 S * 6/2004 Nordmann D12/211
D537,026 S 2/2007 Nordmann
D567,167 S 4/2008 Forster
D623,115 S * 9/2010 Juergens D12/211
D669,833 S 10/2012 Pollmann
D672,700 S * 12/2012 Kuninari D12/209
D749,029 S * 2/2016 Wheel D12/211

D753,574 S * 4/2016 Mielke D12/211
D777,074 S * 1/2017 Valencia Pollex D12/211
D778,801 S * 2/2017 Bucher D12/211
D784,892 S 4/2017 Groth
D784,898 S * 4/2017 Setter D12/211
D786,161 S * 5/2017 Vartola D12/211
D791,039 S 7/2017 Rueckheim
D795,152 S * 8/2017 Peat D12/211
D797,023 S 9/2017 Rueckheim
D801,902 S * 11/2017 Pena D12/211
D820,186 S * 6/2018 Badstuebner D12/211
D823,771 S * 7/2018 Mueller D12/209
D835,559 S * 12/2018 Langhals D12/209

FOREIGN PATENT DOCUMENTS

EM 000440813-0005 1/2006
EM 000735758-0006 7/2007
EM 000997572-0006 10/2008
EM 002016113-0001 9/2013

* cited by examiner

Primary Examiner — Sheryl Lane

Assistant Examiner — Calvin E Vansant

(74) *Attorney, Agent, or Firm* — Crowell & Moring LLP



(57) **CLAIM**

The ornamental design for a vehicle wheel, toy vehicle wheel, and/or replicas thereof, as shown and described.

DESCRIPTION

FIG. 1 is a perspective view of a vehicle wheel, toy vehicle wheel, and/or replicas thereof according to the design; FIG. 2 is an additional perspective view thereof; FIG. 3 is an additional perspective view thereof; FIG. 4 is a front view thereof; FIG. 5 is a rear view thereof; and, FIG. 6 is a side view thereof. FIG. 5 is shown in low-contrast rendering to depict environmental subject matter and forms no part of the claim.

1 Claim, 6 Drawing Sheets






Fig. 1



Fig. 2



Fig. 3

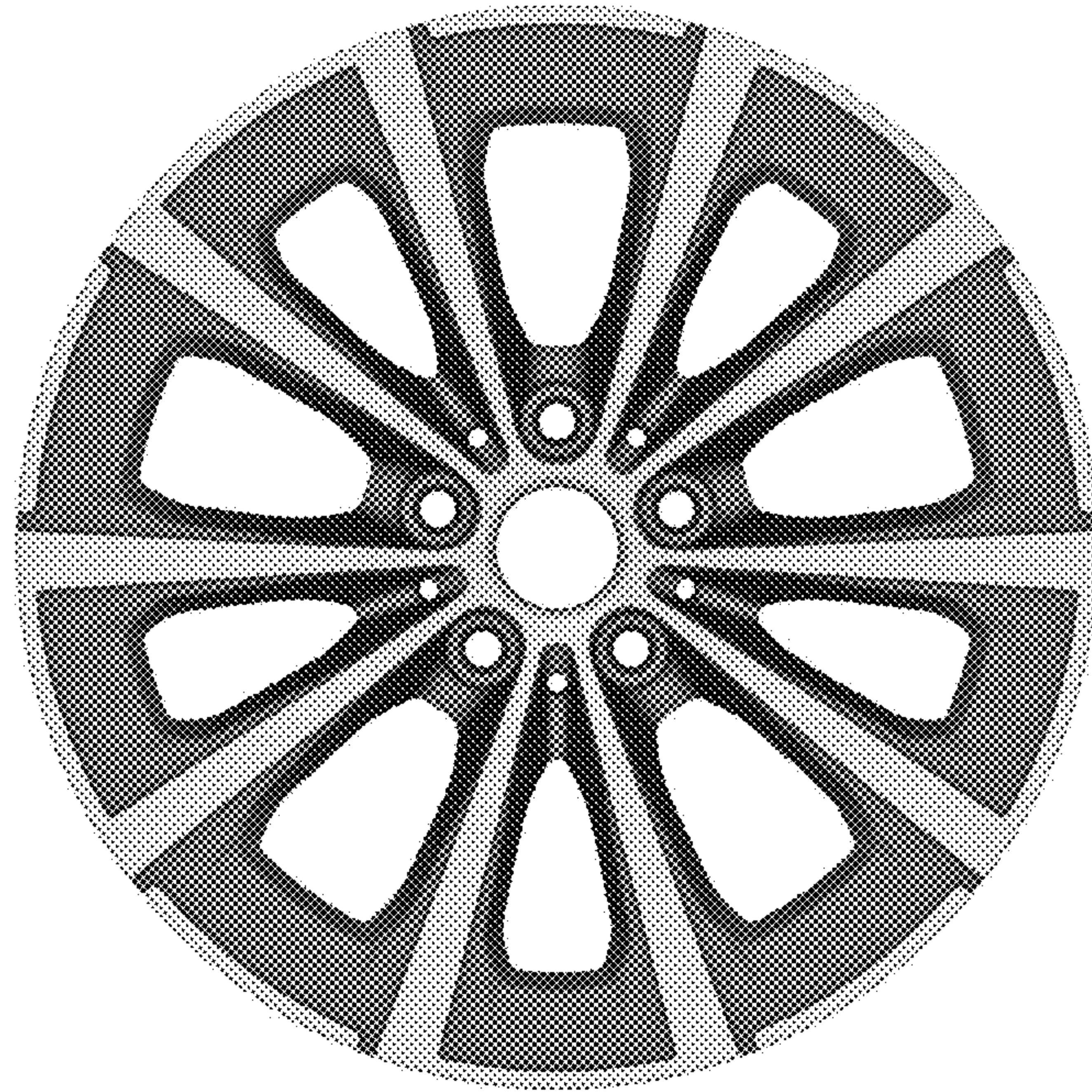


Fig. 4




Fig. 5




Fig. 6