



US00D860901S

(12) **United States Design Patent**
Lickliter

(10) **Patent No.:** **US D860,901 S**

(45) **Date of Patent:** **** *Sep. 24, 2019**

(54) **WHEEL**

(71) Applicant: **Wheel Pros, LLC**, Greenwood Village, CO (US)

(72) Inventor: **Hans Lickliter**, Canyon Country, CA (US)

(*) Notice: This patent is subject to a terminal disclaimer.

(**) Term: **15 Years**

(21) Appl. No.: **29/616,906**

(22) Filed: **Sep. 10, 2017**

(51) **LOC (12) Cl.** **12-16**

(52) **U.S. Cl.**
USPC **D12/209**

(58) **Field of Classification Search**
USPC D12/204–213
CPC B60B 7/00; B60B 7/02; B60B 7/04; B60B 7/01; B60B 7/06; B60B 3/04; B60B 1/00; B60B 3/10; B60B 1/10; B60B 1/08; B60B 3/06; B60B 1/12; B60B 3/02
See application file for complete search history.

(56) **References Cited**

U.S. PATENT DOCUMENTS

D363,911 S	*	11/1995	Chung	D12/209
D389,113 S	*	1/1998	Chung	D12/209
D412,879 S	*	8/1999	Hussaini	D12/209
D440,933 S	*	4/2001	Vian	D12/209
D444,438 S	*	7/2001	Brintouch	D12/209
D444,755 S	*	7/2001	Azuma	D12/209
D451,874 S	*	12/2001	Donikoglu	D12/209
D455,698 S	*	4/2002	Chung	D12/209

D497,584 S	*	10/2004	Smith	D12/209
D498,449 S	*	11/2004	Smith	D12/209
D508,884 S	*	8/2005	Fridie	D12/209
D678,157 S	*	3/2013	Perini	D12/209
D712,814 S	*	9/2014	Starr, Jr.	D12/209
D766,152 S	*	9/2016	Lickliter	D12/209
D791,052 S	*	7/2017	Hodges	D12/211
D791,056 S	*	7/2017	Valencia Pollex	D12/211
D798,786 S	*	10/2017	Chung	D12/209
D811,305 S	*	2/2018	Hodges	D12/211
D826,788 S	*	8/2018	Hu	D12/111
D828,266 S	*	9/2018	Garcia	D12/209
D838,651 S	*	1/2019	Kato	D12/209
D840,901 S	*	2/2019	Lickliter	D12/211
D840,902 S	*	2/2019	Lickliter	D12/211
D842,186 S	*	3/2019	Kong	D12/209
D843,296 S	*	3/2019	Ash	D12/209
D843,299 S	*	3/2019	Hodges	D12/209

* cited by examiner

Primary Examiner — Stacia A Cadmus

(74) *Attorney, Agent, or Firm* — Eric Hanscom

(57) **CLAIM**

The ornamental design for a wheel, as shown and described.

DESCRIPTION

FIG. 1 is a front, perspective view of a wheel showing my new design;

FIG. 2 is a front view thereof;

FIG. 3 is a back view thereof;

FIG. 4 is a right-side view thereof;

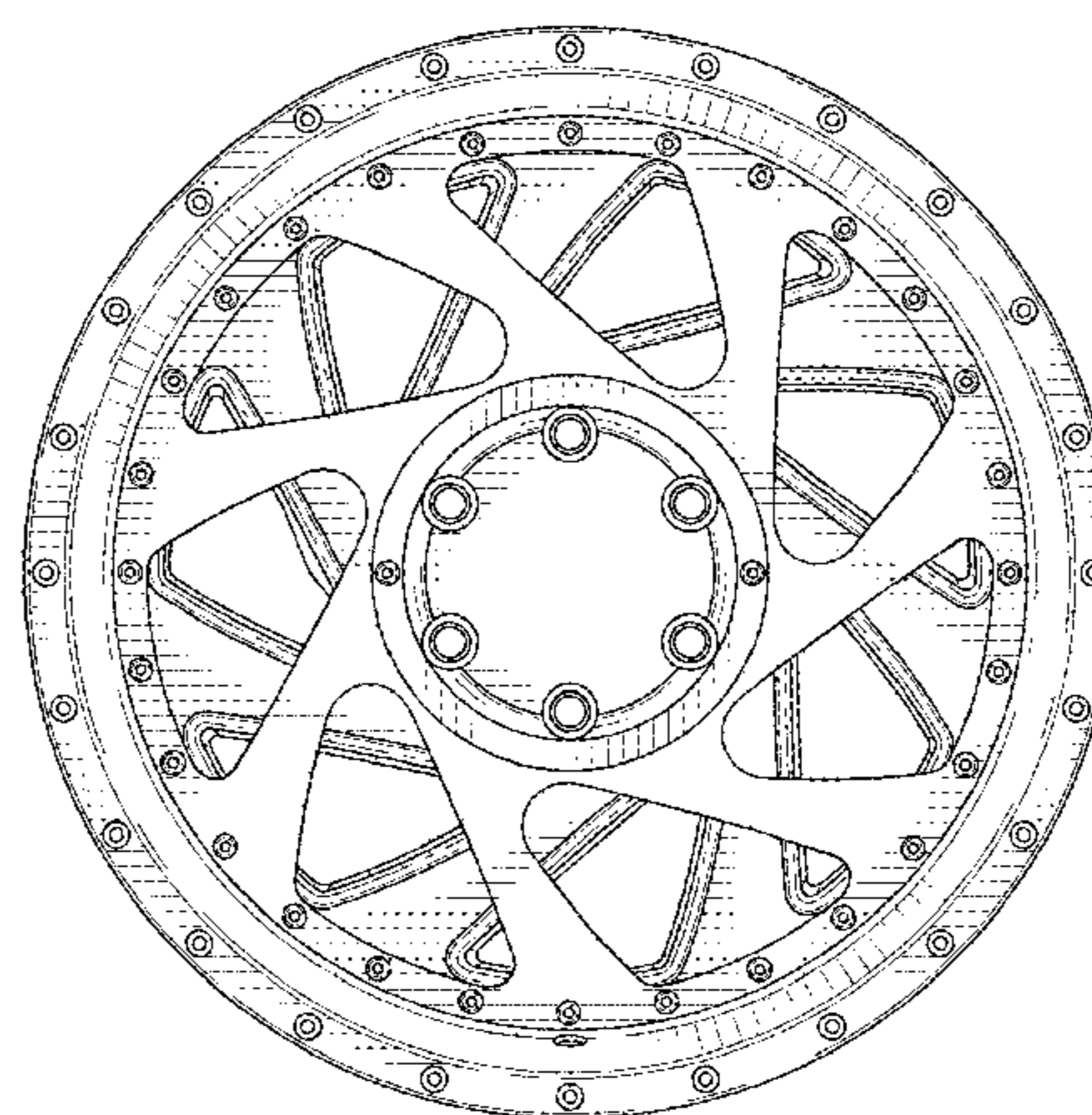
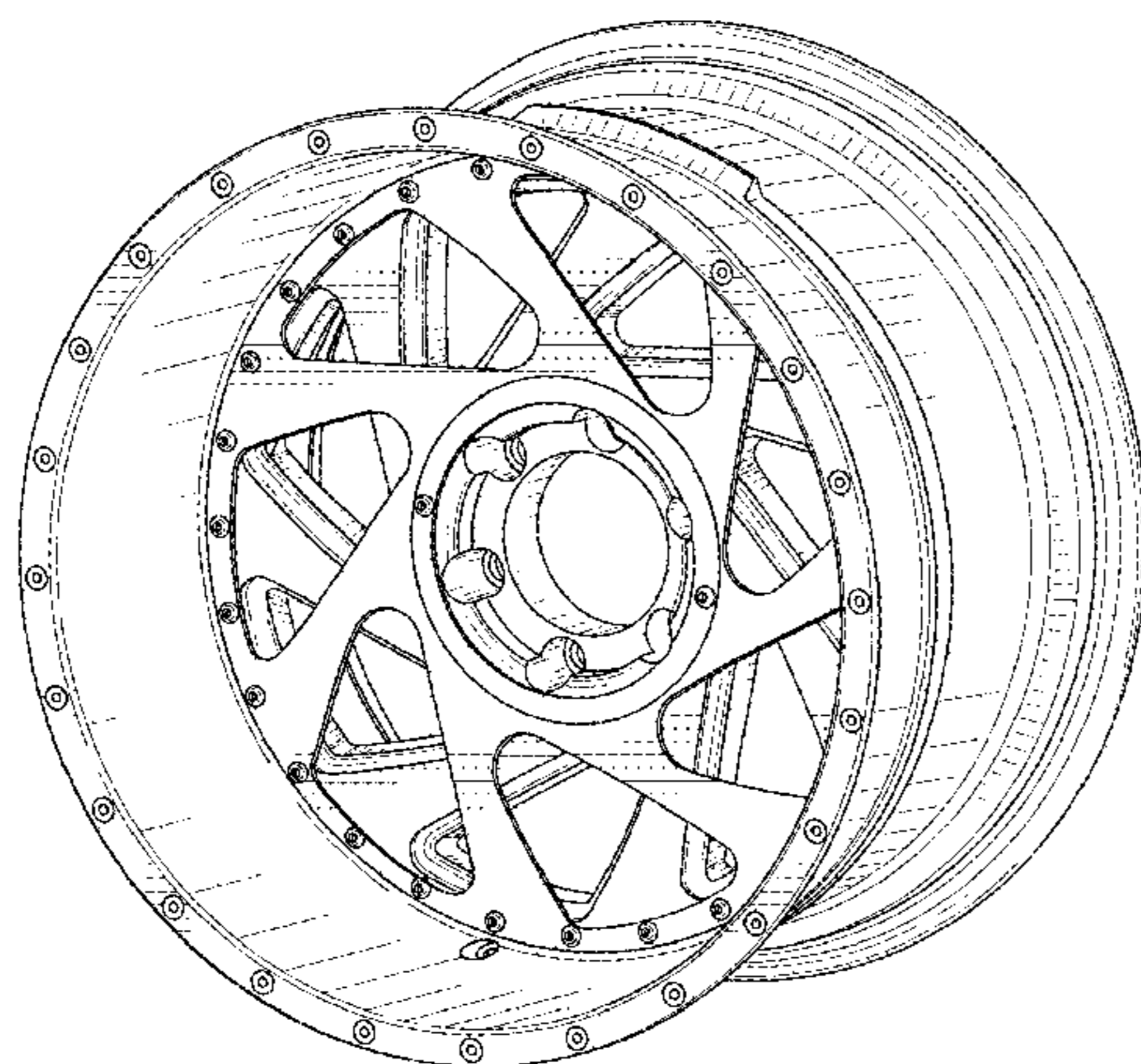
FIG. 5 is a left-side view thereof;

FIG. 6 is a top view thereof;

FIG. 7 is a bottom view thereof; and,

FIG. 8 is a back, perspective view thereof.

1 Claim, 7 Drawing Sheets



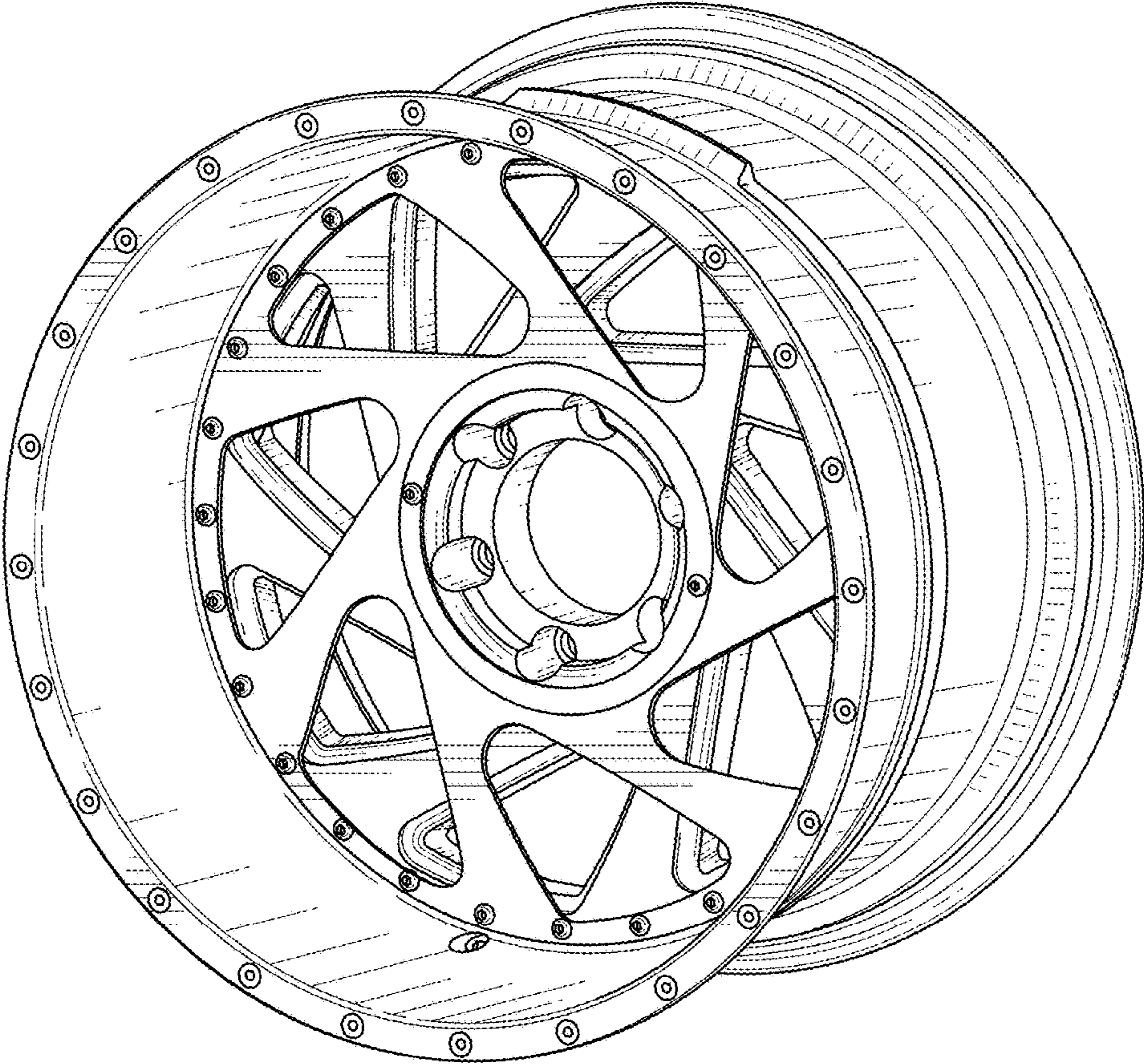


FIG. 1




FIG. 2




FIG. 3

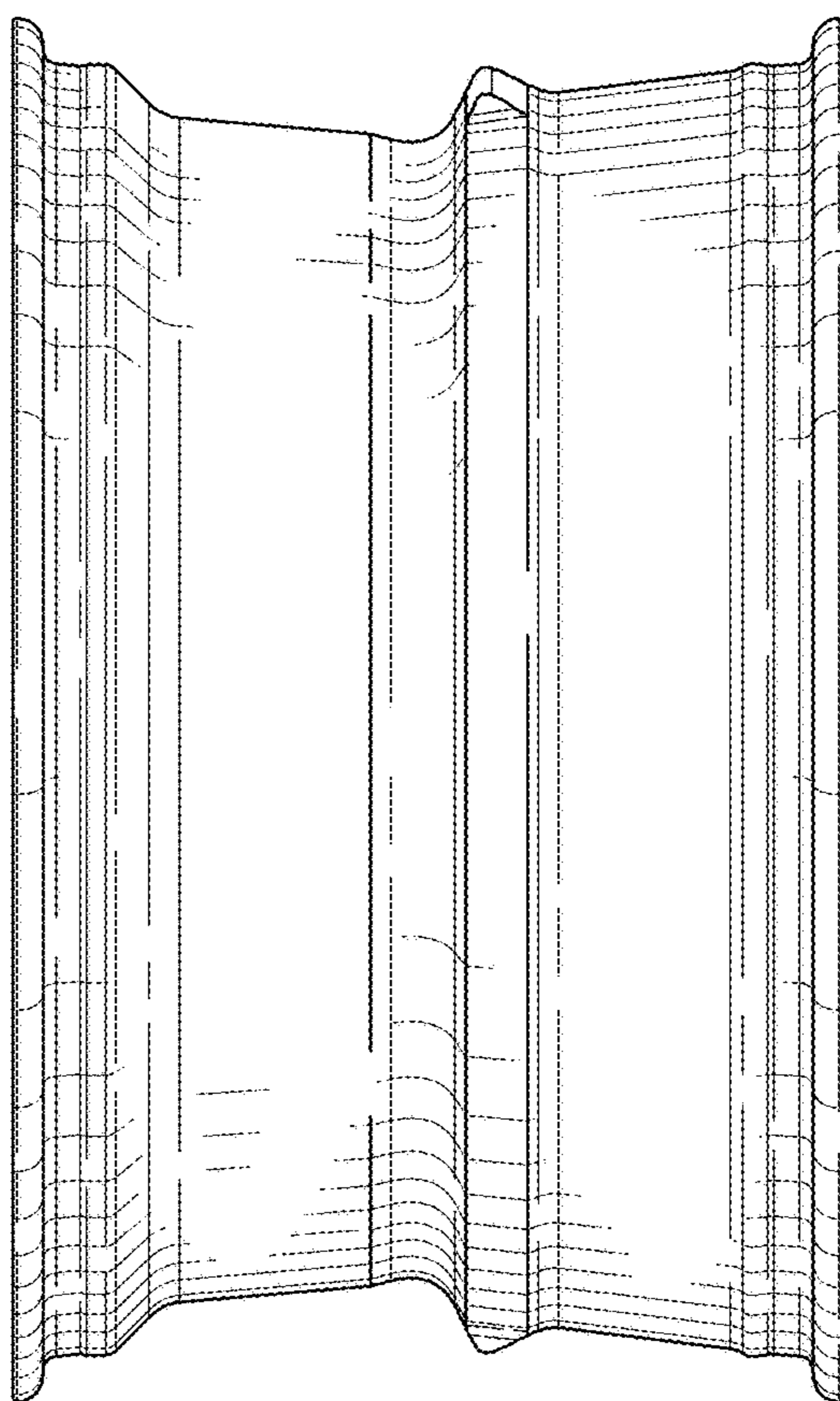


FIG. 4

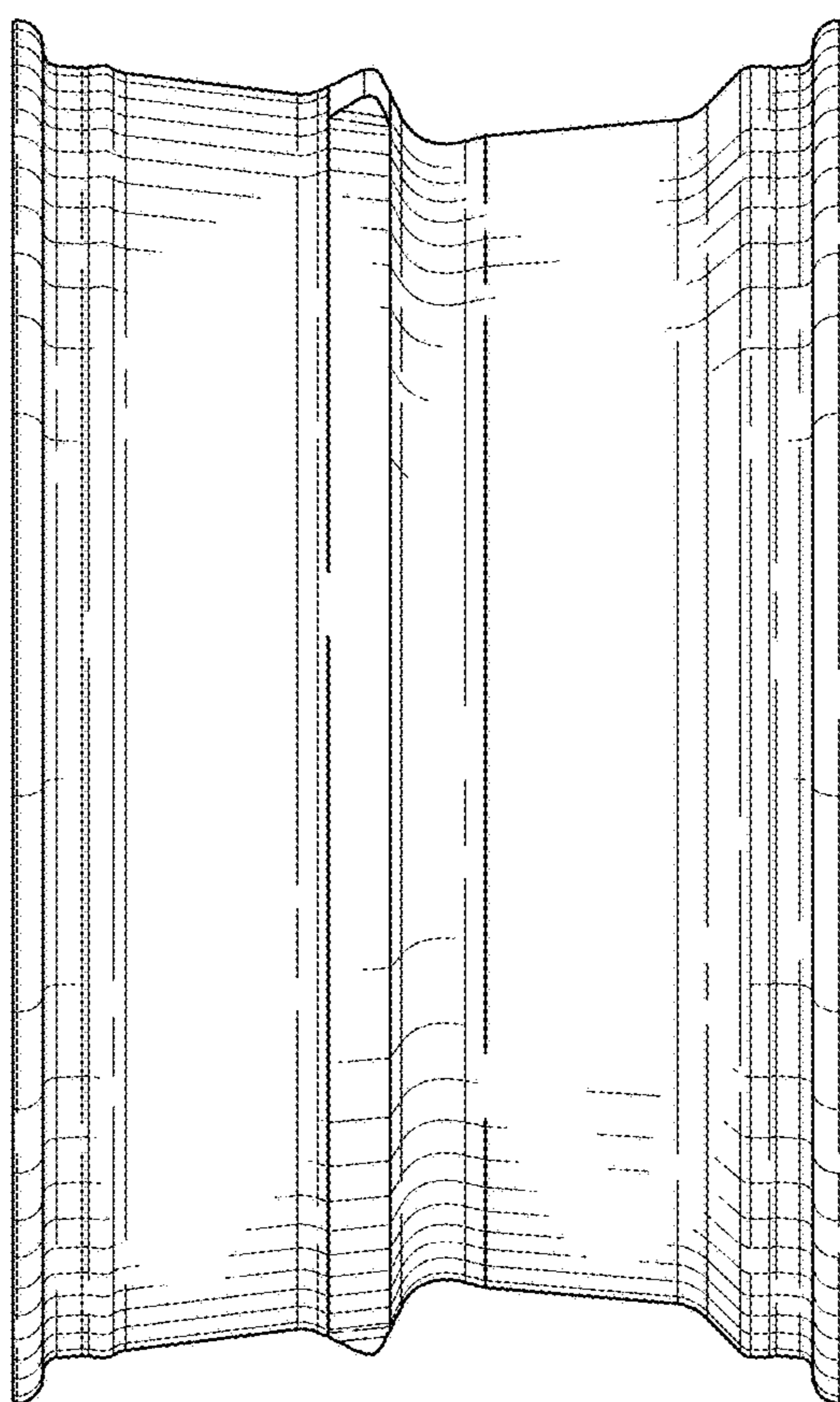


FIG. 5

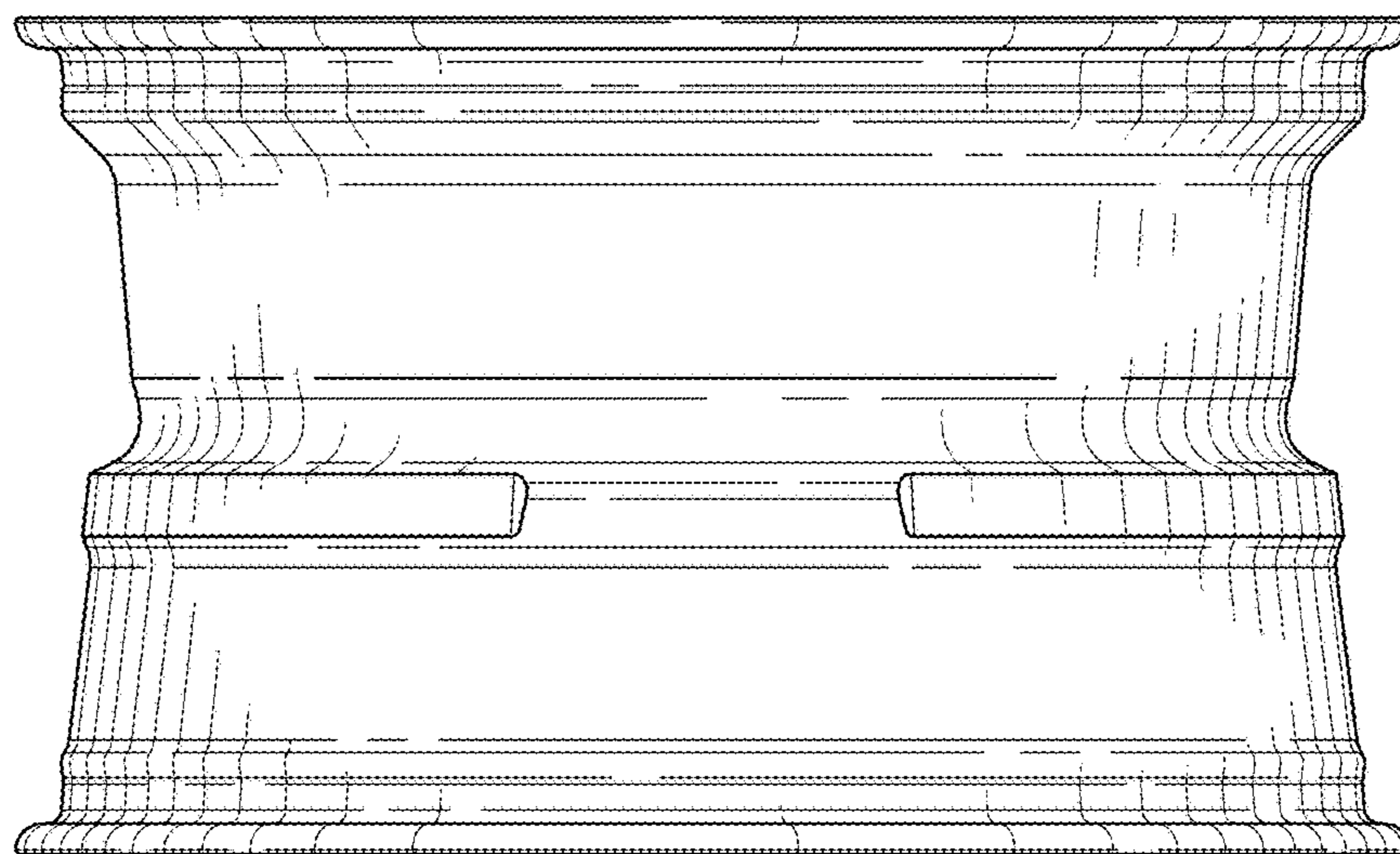


FIG. 6

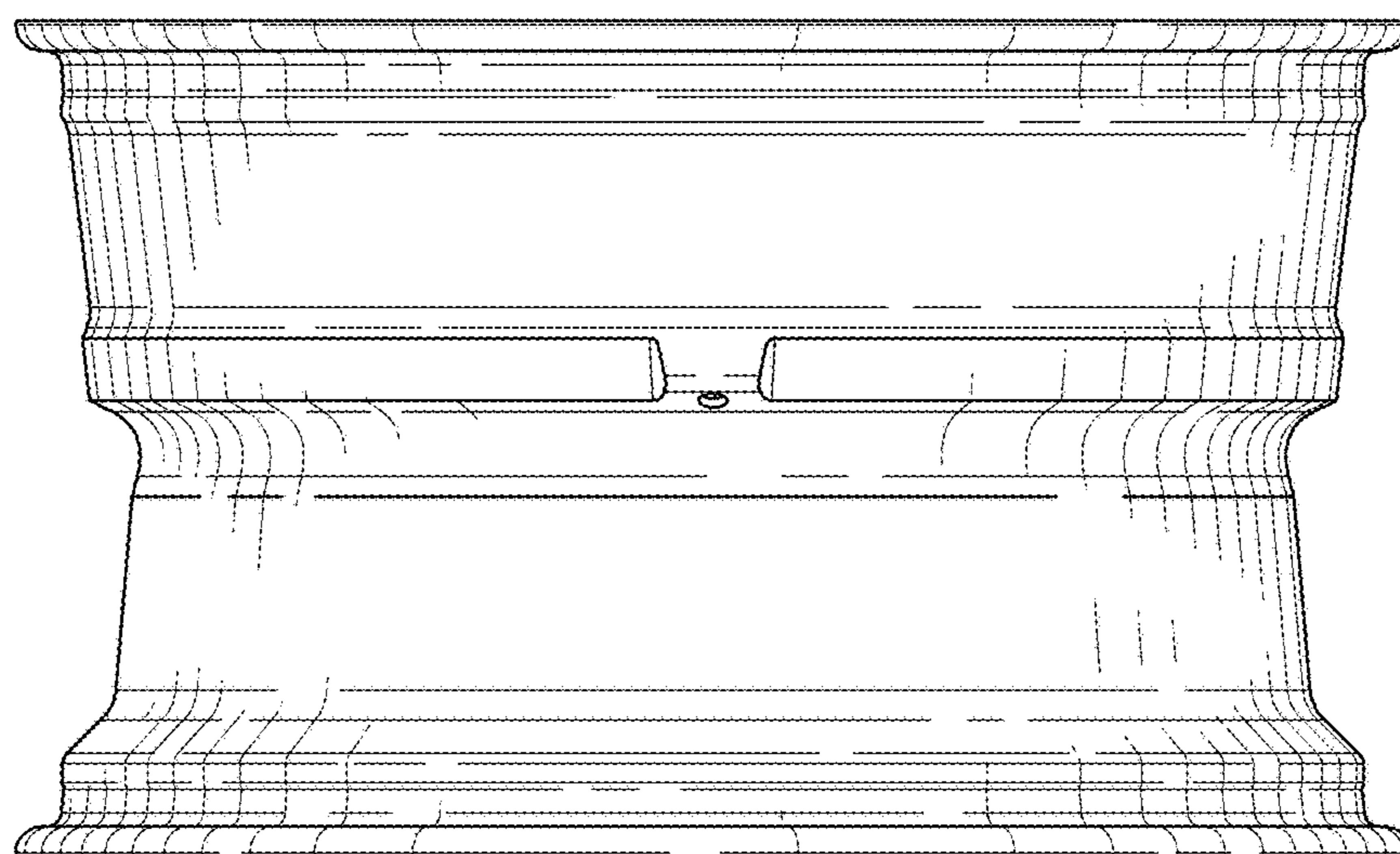


FIG. 7



FIG. 8