



US00D860893S

(12) **United States Design Patent**
Manzoni

(10) **Patent No.:** **US D860,893 S**

(45) **Date of Patent:** **** Sep. 24, 2019**

(54) **VEHICLE SIDE PANEL**

(71) Applicant: **Ferrari S.p.A.**, Modena (IT)

(72) Inventor: **Flavio Manzoni**, Maranello (IT)

(73) Assignee: **Ferrari S.p.A.**, Modena (IT)

(**) Term: **15 Years**

(21) Appl. No.: **29/606,207**

(22) Filed: **Jun. 2, 2017**

(30) **Foreign Application Priority Data**

Dec. 2, 2016 (EM) 003497106

(51) **LOC (12) Cl.** **12-16**

(52) **U.S. Cl.**
USPC **D12/196**

(58) **Field of Classification Search**
USPC D12/86, 88, 90, 91, 92, 93, 96, 97, 167,
D12/171, 172, 173, 181, 196, 400;
D21/424, 433, 434; 296/181.1, 181.5
CPC B62D 25/00; B62D 25/06; B62D 25/08;
B62D 33/00; B62D 35/00
See application file for complete search history.

(56) **References Cited**

U.S. PATENT DOCUMENTS

D550,125 S *	9/2007	Nagasato	D12/92
D576,523 S *	9/2008	Battams	D12/88
D687,740 S *	8/2013	Yamanaka	D12/92
D692,348 S *	10/2013	Whelan	D12/92
D710,257 S *	8/2014	Giovannini	D12/92
D715,690 S *	10/2014	Perini	D12/88
D717,211 S *	11/2014	Stephenson	D12/92
D734,212 S *	7/2015	Stephenson	D12/92
D734,213 S *	7/2015	Stephenson	D12/92

D745,439 S *	12/2015	Manzoni	D12/92
D753,548 S *	4/2016	Gilles	D12/88
D755,674 S *	5/2016	Perini	D12/88
D756,847 S *	5/2016	Nicoghosian	D12/88
D758,247 S *	6/2016	Nurnberger	D12/92
D766,776 S *	9/2016	Rezvani	D12/88
D767,446 S *	9/2016	Stephenson	D12/88
D780,063 S *	2/2017	Stephenson	D12/88
D780,635 S *	3/2017	O'Connell	D12/92
D781,747 S *	3/2017	Stephenson	D12/88
D790,402 S *	6/2017	Perini	D12/88
D793,910 S *	8/2017	Liese	D12/92
D801,227 S *	10/2017	Stephenson	D12/88
D804,355 S *	12/2017	Stephenson	D12/88
D813,095 S *	3/2018	Manzoni	D12/88

* cited by examiner

Primary Examiner — Ian Simmons

Assistant Examiner — Yolanda Robinson

(74) *Attorney, Agent, or Firm* — Cowan, Liebowitz & Latman, P.C.

(57) **CLAIM**

The ornamental design for a vehicle side panel, as shown and described.

DESCRIPTION

FIG. 1 is a front perspective view of the vehicle side panel showing my design thereof;

FIG. 2 is a rear perspective view thereof;

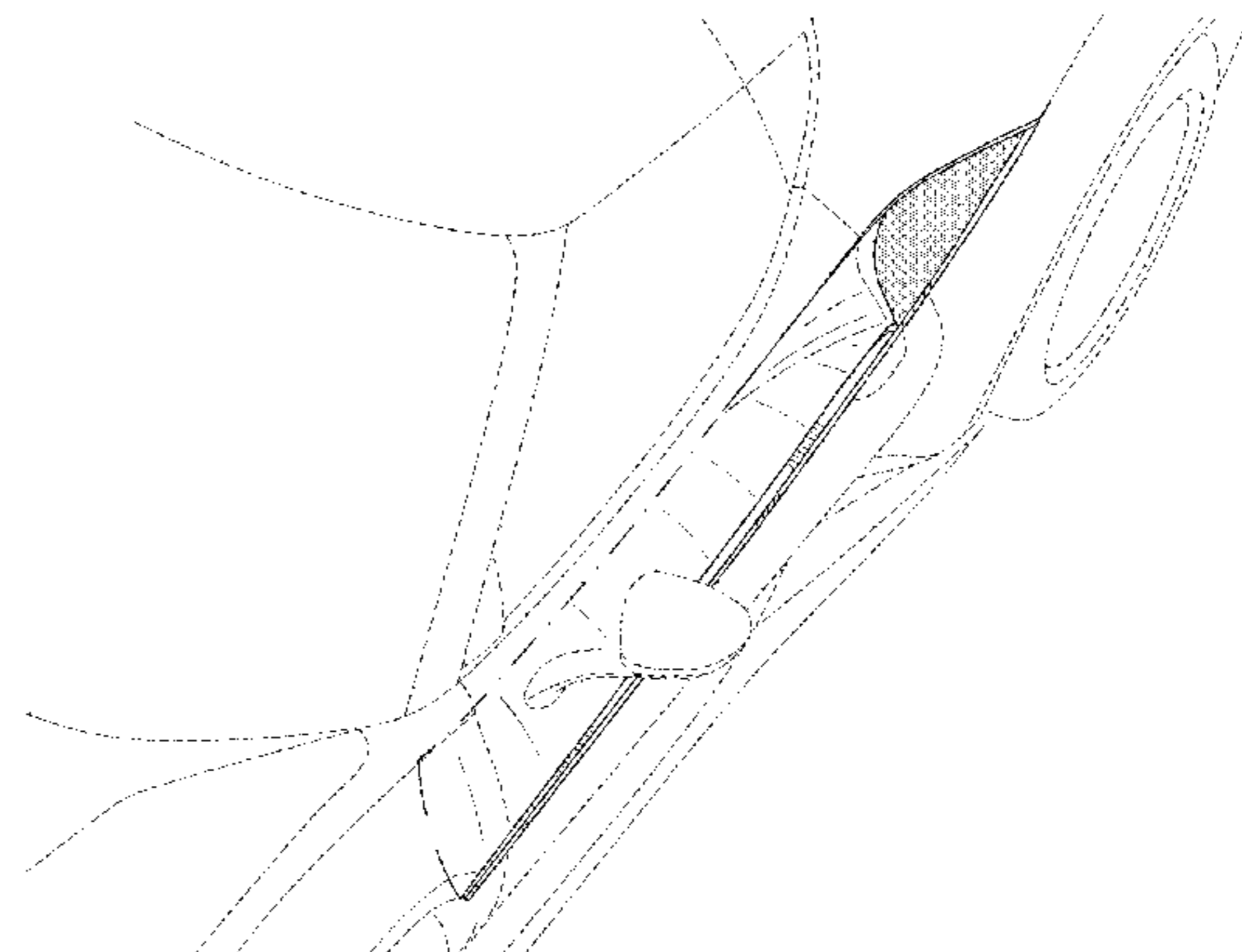
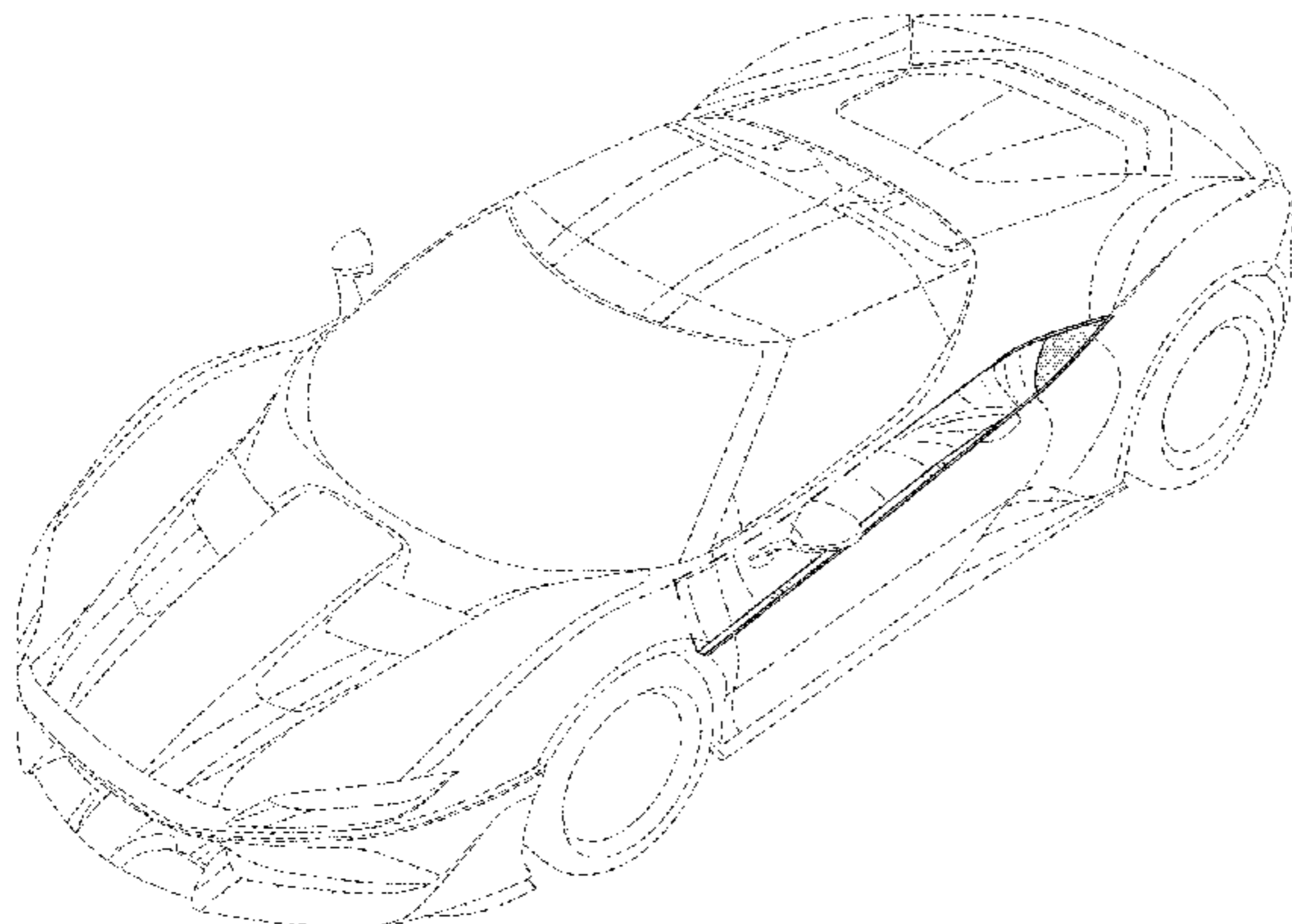
FIG. 3 is a left side view thereof, the right side view being the opposite is identical thereto;

FIG. 4 is an enlarged perspective view of a portion of the design shown FIG. 1; and,

FIG. 5 is a top plan view thereof.

The broken line showing of the vehicle is included for purpose of illustrating environment and forms no part of the claimed design.

1 Claim, 5 Drawing Sheets



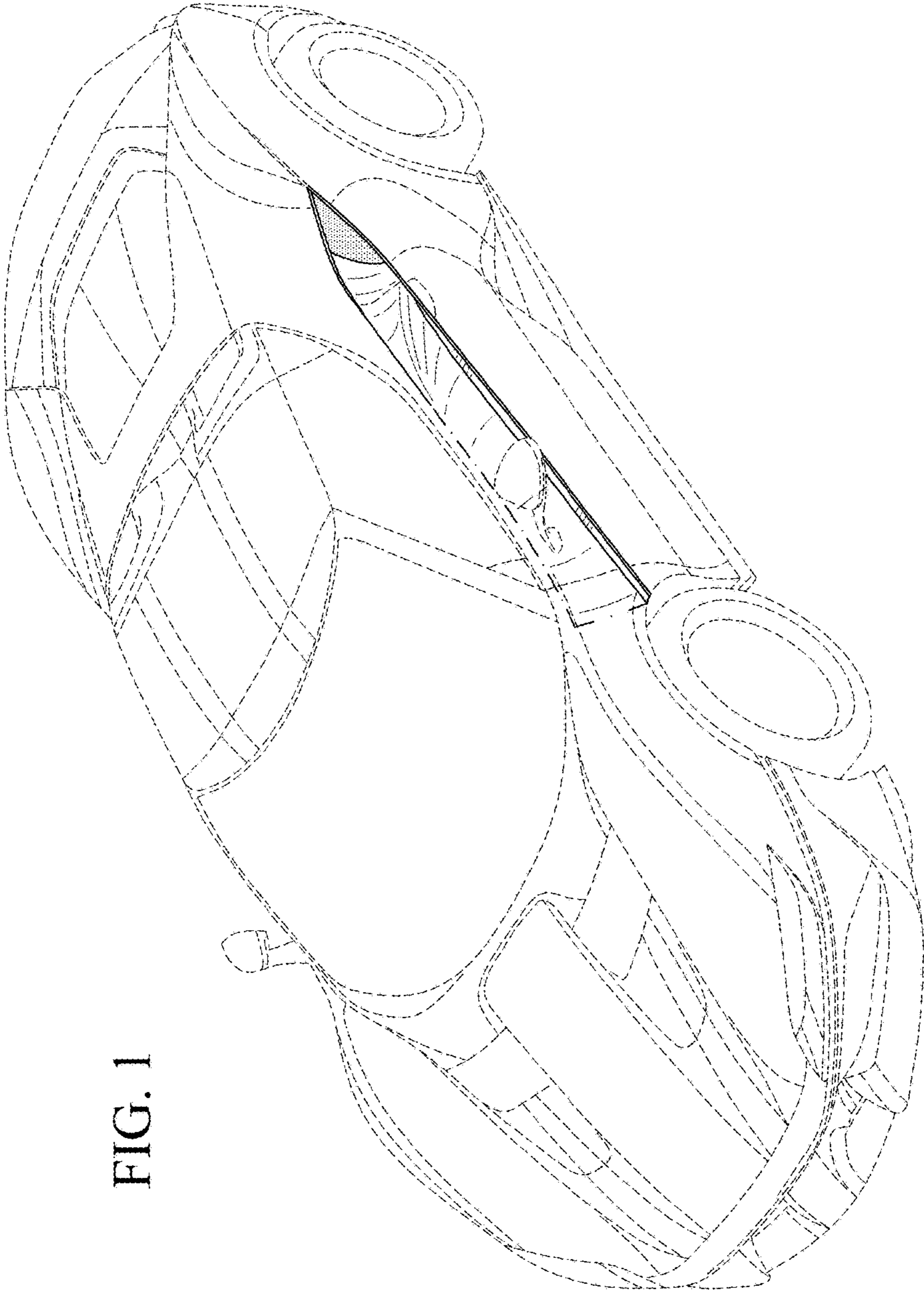


FIG. 1

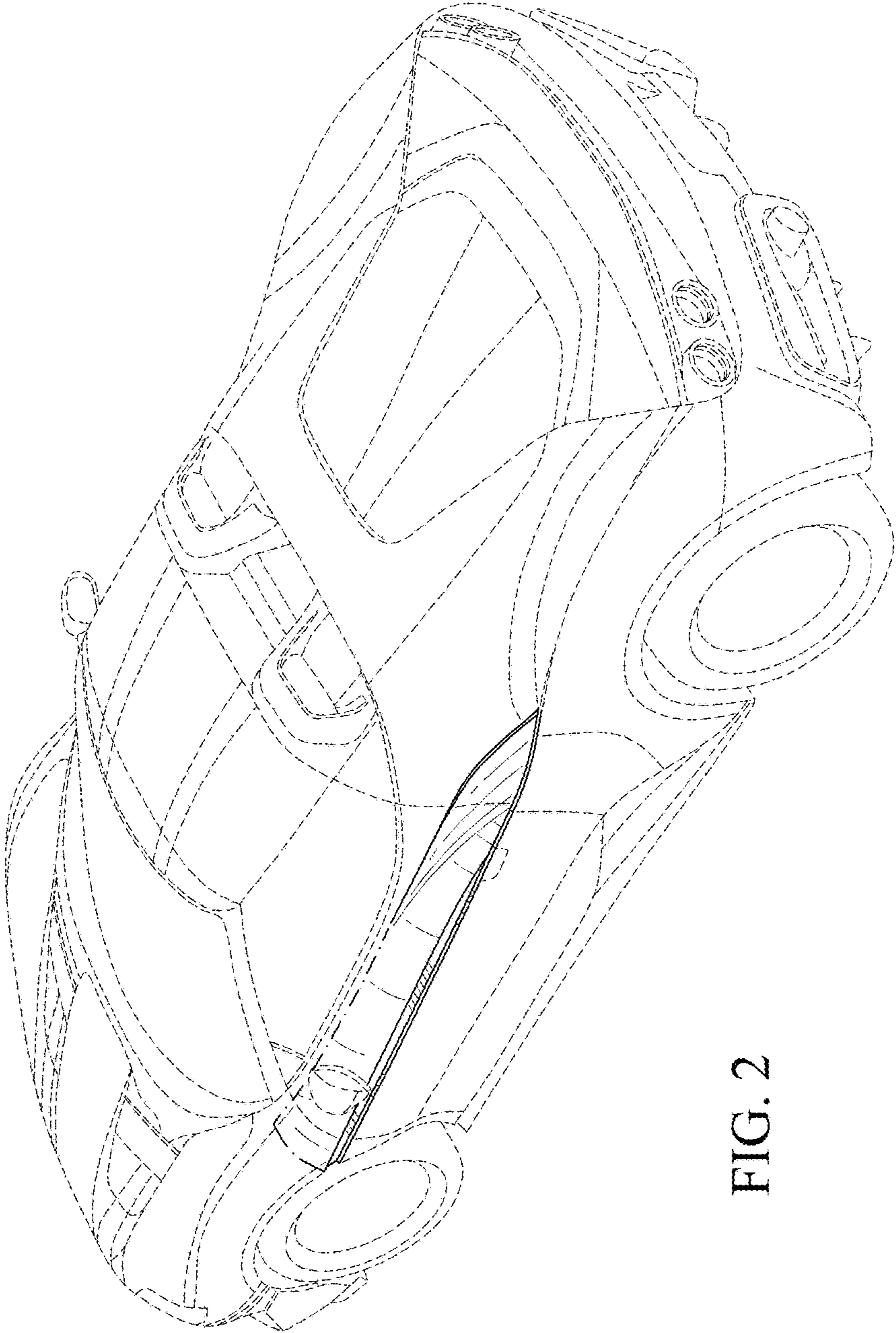


FIG. 2

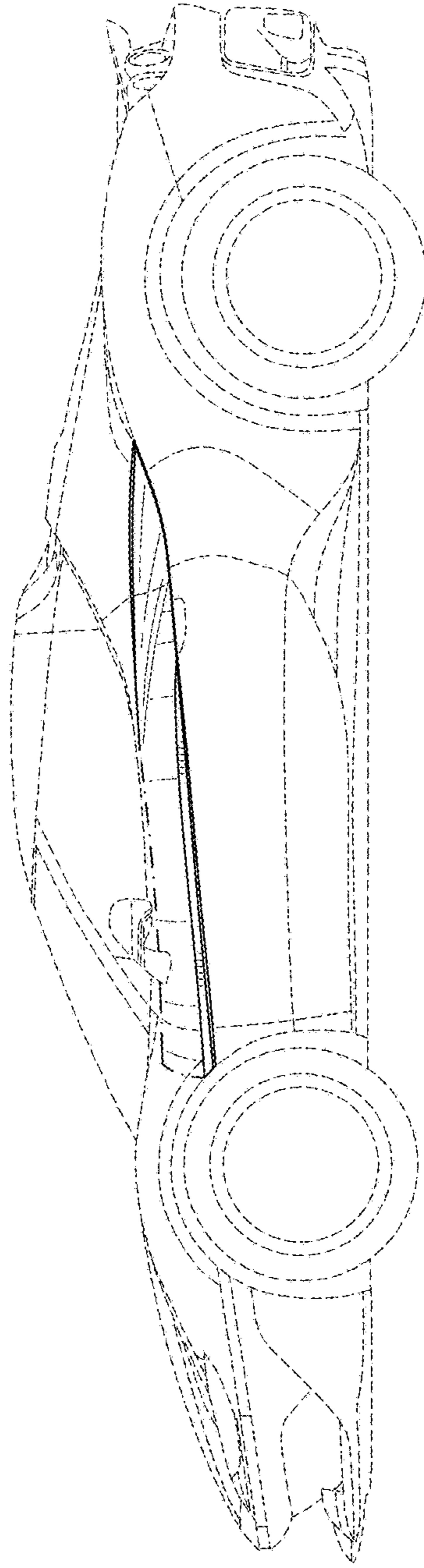


FIG. 3

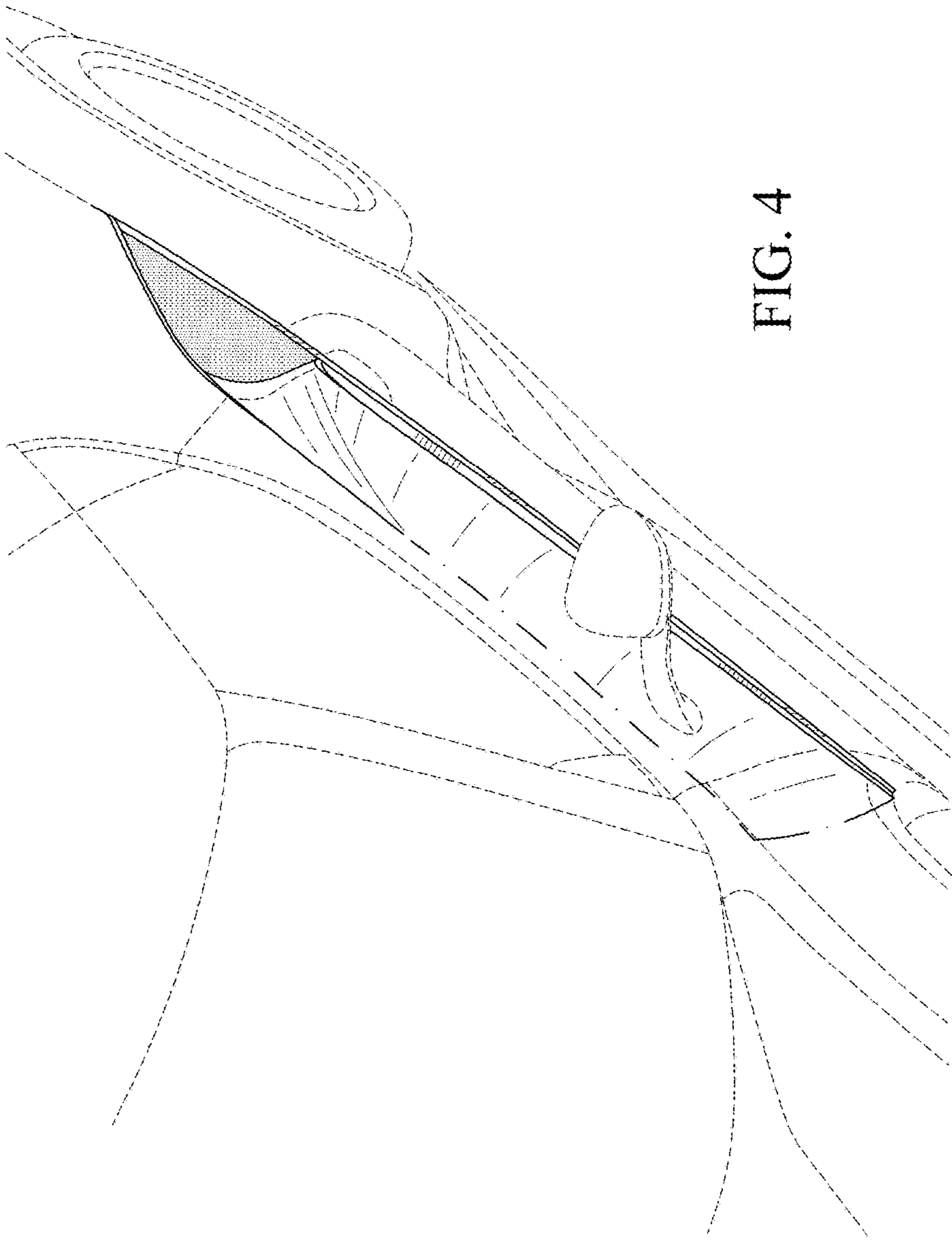


FIG. 4

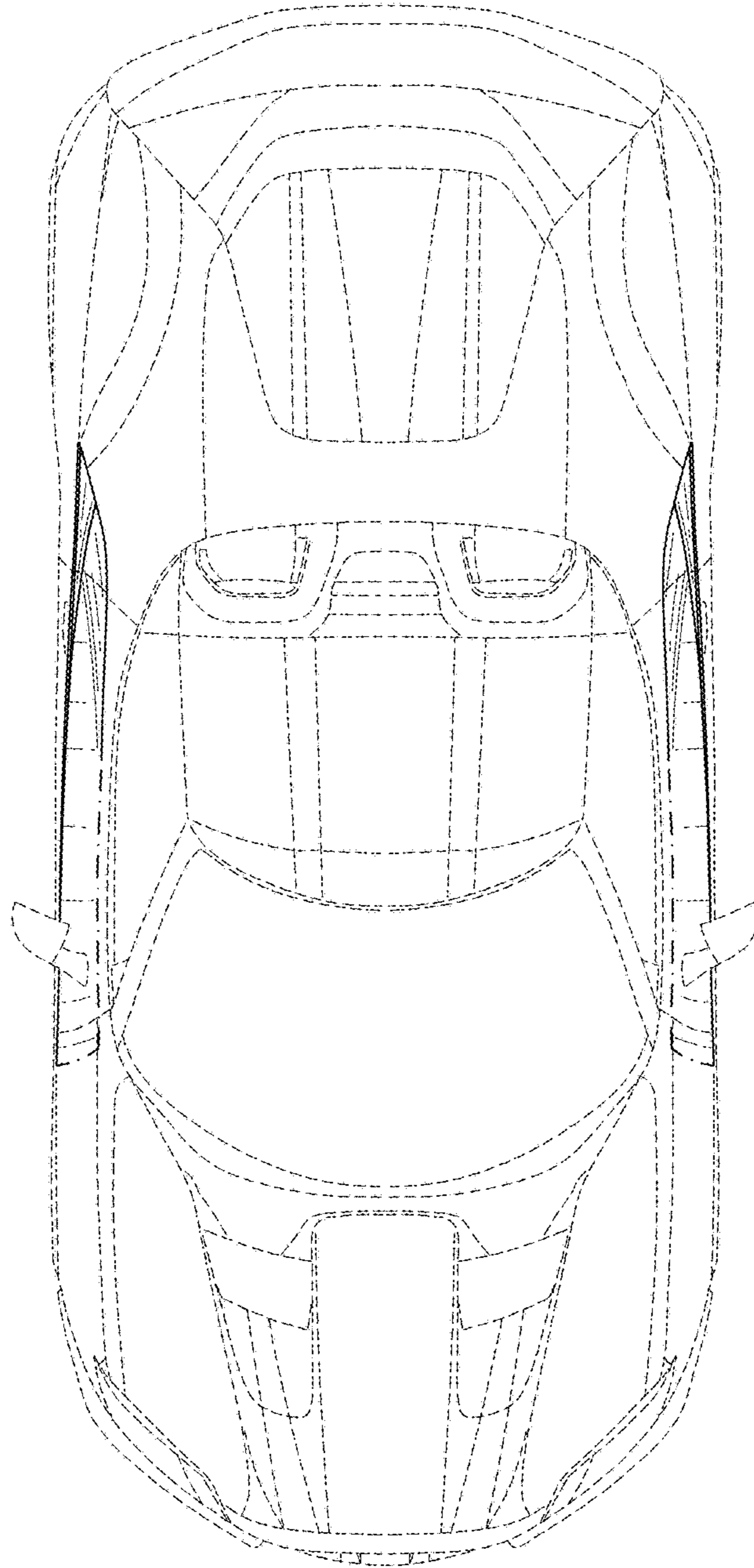


FIG. 5