



US00D860892S

(12) **United States Design Patent**
Ohmori et al.

(10) **Patent No.:** **US D860,892 S**

(45) **Date of Patent:** **** Sep. 24, 2019**

(54) **INSTRUMENT PANEL FOR AN
AUTOMOBILE**

(71) Applicants: **Shinsuke Ohmori**, Toyota (JP); **Yoshito
Watanabe**, Nisshin (JP)

(72) Inventors: **Shinsuke Ohmori**, Toyota (JP); **Yoshito
Watanabe**, Nisshin (JP)

(73) Assignee: **TOYOTA JIDOSHA KABUSHIKI
KAISHA** (JP)

(**) Term: **15 Years**

(21) Appl. No.: **29/642,169**

(22) Filed: **Mar. 28, 2018**

(51) **LOC (12) Cl.** **12-16**

(52) **U.S. Cl.**
USPC **D12/192**

(58) **Field of Classification Search**
USPC D12/192, 415, 114, 345; D15/17, 28;
D10/46, 98, 102-103, 122-127; D23/324
CPC B60H 1/34; B60H 1/3407; B60H 1/3414;
B60H 1/3421; B60H 1/3428; B60H
1/3435; B60H 1/3442; B60H 1/345;
B60H 1/3457; B60H 2001/3464; B60H
2001/3471; B60H 2001/3478; B60H
2001/3485

See application file for complete search history.

(56) **References Cited**

U.S. PATENT DOCUMENTS

D791,664 S	*	7/2017	Igarashi	D12/192
D793,931 S	*	8/2017	Lee	D12/192
D803,743 S	*	11/2017	Igarashi	D12/192
D804,380 S	*	12/2017	Nakai	D12/192
D807,266 S	*	1/2018	Hasegawa	D12/192
D810,643 S	*	2/2018	Takamura	D12/192
D812,536 S	*	3/2018	Matsuda	D12/192
D813,769 S	*	3/2018	Yaguchi	D12/192

D819,533 S	*	6/2018	Choi	D12/192
D826,122 S	*	8/2018	Yamamoto	D12/192
D828,260 S	*	9/2018	Takagi	D12/192
D830,927 S	*	10/2018	Tanaka	D12/192

OTHER PUBLICATIONS

Netcarshow, Toyota FT-1 Concept (2014), <https://www.netcarshow.com/toyota/2014-ft-1_concept/>, available as early as Mar. 29, 2016.

Netcarshow, Audi R8 V10 Plus (2016), <https://www.netcarshow.com/audi/2016-r8_v10_plus/>, available as early as Mar. 29, 2016.

Netcarshow, Acura NSX (2016), <<https://www.netcarshow.com/acura/2016-nsx/>>, available as early as Mar. 29, 2016.

* cited by examiner

Primary Examiner — Katrina A Betton

(74) *Attorney, Agent, or Firm* — Saidman DesignLaw Group, LLC

(57) **CLAIM**

The ornamental design for an instrument panel for an automobile, as shown and described.

DESCRIPTION

FIG. 1 is a perspective view of an instrument panel for an automobile showing our new design;

FIG. 2 is a front view thereof;

FIG. 3 is a rear view thereof;

FIG. 4 is a left side view thereof;


FIG. 5 is a right side view thereof;

FIG. 6 is a top view thereof; and,

FIG. 7 is a bottom view thereof.

The claimed design is indicated by the relatively dark portions in the figures. The relatively light portions form no part of the claimed design.

1 Claim, 7 Drawing Sheets






FIG. 1




FIG. 2




FIG. 3




FIG. 4




FIG. 5



FIG. 6

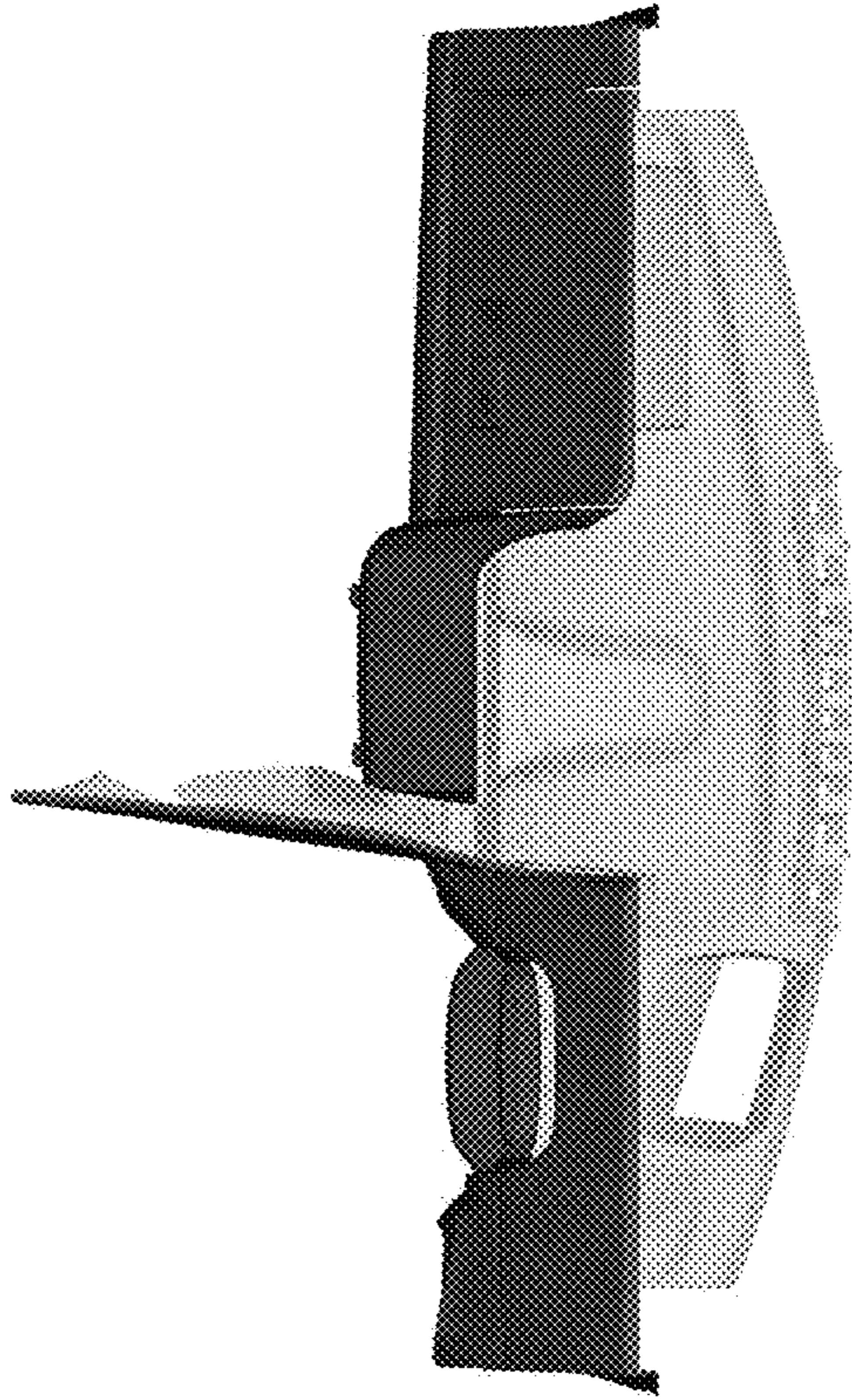


FIG. 7