



US00D860885S

(12) **United States Design Patent** (10) **Patent No.:** **US D860,885 S**  
**Pollard** (45) **Date of Patent:** **\*\* Sep. 24, 2019**

(54) **REAR BUMPER**

(71) Applicant: **Jaguar Land Rover Limited**, Whitley, Coventry (GB)

(72) Inventor: **Christopher Pollard**, Coventry (GB)

(73) Assignee: **Jaguar Land Rover Limited**, Whitley, Coventry (GB)

(\*\*) Term: **15 Years**

(21) Appl. No.: **29/622,898**

(22) Filed: **Oct. 20, 2017**

(30) **Foreign Application Priority Data**

Apr. 21, 2017 (IO) ..... 003866979

(51) **LOC (12) Cl.** ..... **12-16**

(52) **U.S. Cl.**  
USPC ..... **D12/169**

(58) **Field of Classification Search**  
USPC .... D12/86, 90-92, 163, 164, 169, 171, 196, D12/216  
CPC ..... B60R 19/02; B60R 19/04; B62D 25/00; B62D 25/06; B62D 25/08; B62D 35/00; B62D 33/00

See application file for complete search history.

(56) **References Cited**

**U.S. PATENT DOCUMENTS**

D749,468 S \* 2/2016 Frascella ..... D12/169  
D794,518 S \* 8/2017 Henstridge ..... D12/169  
D810,637 S \* 2/2018 Wheel ..... D12/169  
D822,553 S \* 7/2018 Austin ..... D12/169  
D823,193 S \* 7/2018 Kamiura ..... D12/169  
D842,772 S \* 3/2019 Battams ..... D12/169  
D842,777 S \* 3/2019 Austin ..... D12/169

**OTHER PUBLICATIONS**

Land Rover USA Range Rover <https://www.landroverusa.com/vehicles/range-rover-sport/index.html> Oct. 4, 2018 (Year: 2018).\*

\* cited by examiner

*Primary Examiner* — Leanne Was-Englehart

(74) *Attorney, Agent, or Firm* — Wood Herron & Evans LLP

(57) **CLAIM**

The ornamental design for a rear bumper, as shown and described.

**DESCRIPTION**

FIG. 1 is a front right perspective view of a rear bumper according to the present invention.

FIG. 2 is a front left perspective view of the rear bumper shown in FIG. 1.

FIG. 3 is a rear right perspective view thereof.

FIG. 4 is a rear left perspective view thereof.

FIG. 5 is a front view thereof.

FIG. 6 is a rear view thereof.

FIG. 7 is a right side view thereof.

FIG. 8 is a left side view thereof.


FIG. 9 is a top view thereof.

FIG. 10 is a bottom view thereof; and,

FIG. 11 is a front right perspective view of the rear bumper shown in FIG. 1-10, but mounted on a vehicle, with the rest of the vehicle shown in de-emphasized and half-tone portions so as to illustrate environmental structure.

More particularly, in FIG. 11, the inventive rear bumper is shown within the broken line, and the elements shown outside the broken line form no part of the claimed invention, but are instead included to show environmental aspects thereof.

**1 Claim, 11 Drawing Sheets**






FIG. 1




FIG. 2




FIG. 3




FIG. 4




FIG. 5

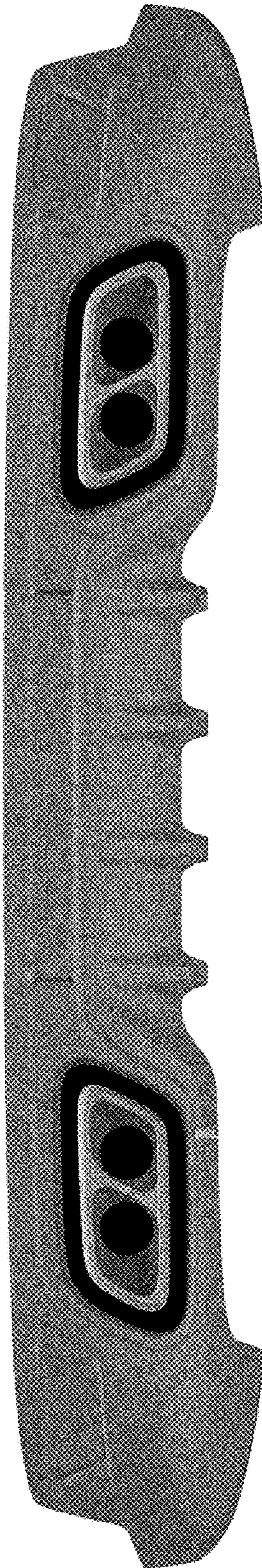


FIG. 6




FIG. 7






FIG. 8




FIG. 9




FIG. 10




FIG. 11

UNITED STATES PATENT AND TRADEMARK OFFICE  
**CERTIFICATE OF CORRECTION**

PATENT NO. : D860,885 S  
APPLICATION NO. : 29/622898  
DATED : September 24, 2019  
INVENTOR(S) : Christopher Pollard

Page 1 of 1

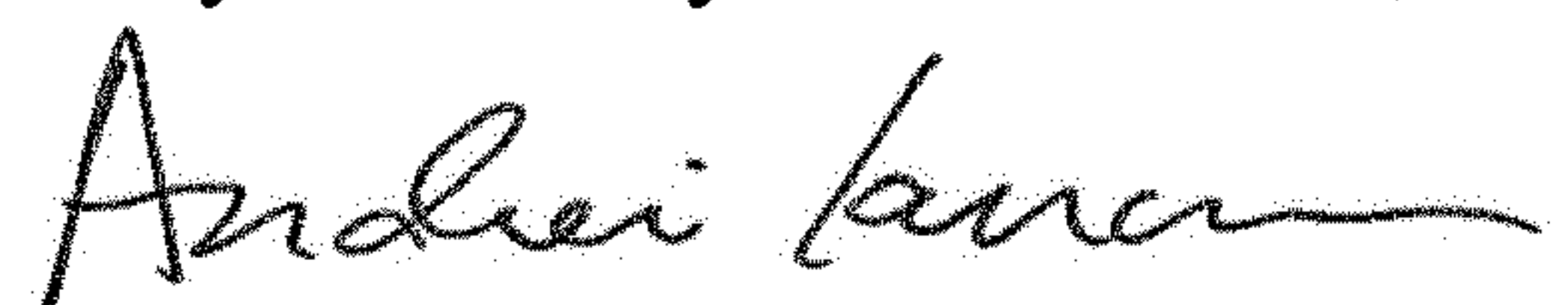
It is certified that error appears in the above-identified patent and that said Letters Patent is hereby corrected as shown below:

On the Title Page

Column 2, Under "Description"

Line 14, the word "FIG." should be ---FIGS.---.

Signed and Sealed this  
Twenty-sixth Day of November, 2019



Andrei Iancu  
*Director of the United States Patent and Trademark Office*