



US00D860881S

(12) **United States Design Patent**  
**Ninov et al.**

(10) **Patent No.:** **US D860,881 S**

(45) **Date of Patent:** **\*\* Sep. 24, 2019**

(54) **VEHICLE FRONT END**

(71) Applicants: **Deyan Ninov**, Royal Oak, MI (US);  
**Michael Gillam**, Oxford, MI (US);  
**Gregory A. Howell**, Farmington, MI (US)

(72) Inventors: **Deyan Ninov**, Royal Oak, MI (US);  
**Michael Gillam**, Oxford, MI (US);  
**Gregory A. Howell**, Farmington, MI (US)

(73) Assignee: **FCA US LLC**, Auburn Hills, MI (US)

(\*\*) Term: **15 Years**

(21) Appl. No.: **29/673,662**

(22) Filed: **Dec. 17, 2018**

**Related U.S. Application Data**

(63) Continuation-in-part of application No. 29/626,566,  
filed on Nov. 17, 2017, now Pat. No. Des. 836,036.

(51) **LOC (12) Cl.** ..... **12-16**

(52) **U.S. Cl.**  
USPC ..... **D12/164; D12/91**

(58) **Field of Classification Search**  
USPC ..... D12/90-92, 86, 196, 163, 164, 169;  
293/102, 113, 115, 117, 120; 296/180.1,  
296/180.2; 280/181.1, 181.5  
CPC ..... B62D 35/00; B62D 25/00; B62D 25/06;  
B62D 33/00  
See application file for complete search history.

(56) **References Cited**

**U.S. PATENT DOCUMENTS**

D755,082 S 5/2016 Gillam et al.  
D761,163 S \* 7/2016 Sato ..... D12/164

D790,413 S \* 6/2017 Doyle ..... D12/164  
D798,201 S \* 9/2017 Zavatski ..... D12/169  
D805,438 S 12/2017 Scott et al.  
D805,442 S 12/2017 Gillam et al.  
D808,308 S 1/2018 Gillam et al.  
D828,227 S \* 9/2018 Ninov ..... D12/98  
D836,032 S \* 12/2018 Ninov ..... D12/98  
D836,033 S \* 12/2018 Ninov ..... D12/98  
D836,034 S \* 12/2018 Scott ..... D12/98  
D836,035 S \* 12/2018 Scott ..... D12/98  
D836,036 S \* 12/2018 Ninov ..... D12/98  
D837,099 S \* 1/2019 Ninov ..... D12/98  
D837,694 S \* 1/2019 Ninov ..... D12/98  
D842,776 S \* 3/2019 Basmanov ..... D12/169  
D847,029 S \* 4/2019 Ninov ..... D12/98  
D847,030 S \* 4/2019 Ninov ..... D12/98

\* cited by examiner

*Primary Examiner* — Melody N Brown

(74) *Attorney, Agent, or Firm* — Ralph E. Smith

(57) **CLAIM**

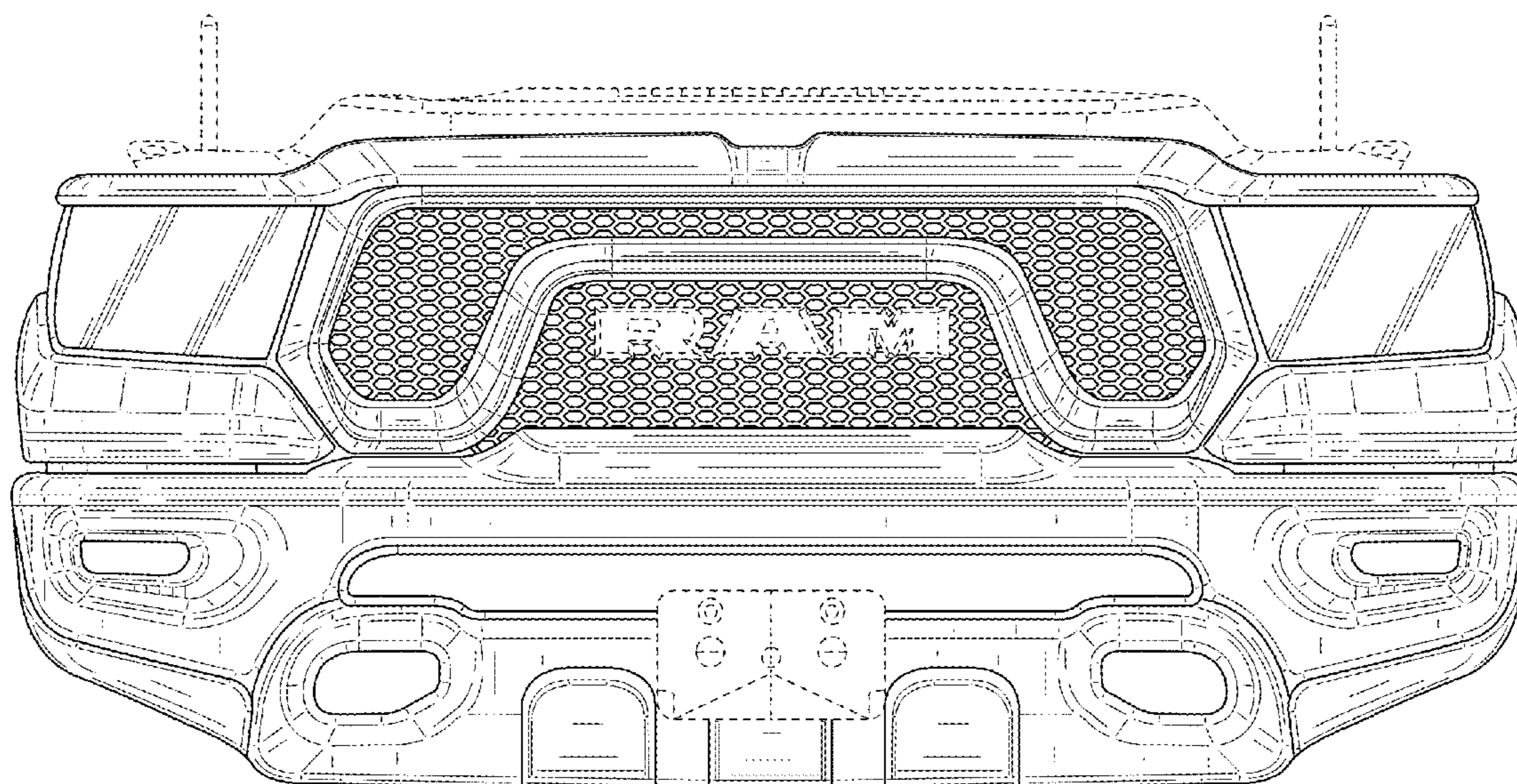
The ornamental design for a vehicle front end, as shown and described.

**DESCRIPTION**

FIG. 1 is a front perspective view of a vehicle front end showing our new design;  
FIG. 2 is a front view thereof;  
FIG. 3 is a rear view thereof;  
FIG. 4 is a right side view thereof;  
FIG. 5 is a left side view thereof;  
FIG. 6 is a top view thereof; and,  
FIG. 7 is a bottom view thereof.

It will be understood that the broken lines shown in the drawings illustrate portions of the vehicle front end that form no part of the claimed design.

**1 Claim, 6 Drawing Sheets**



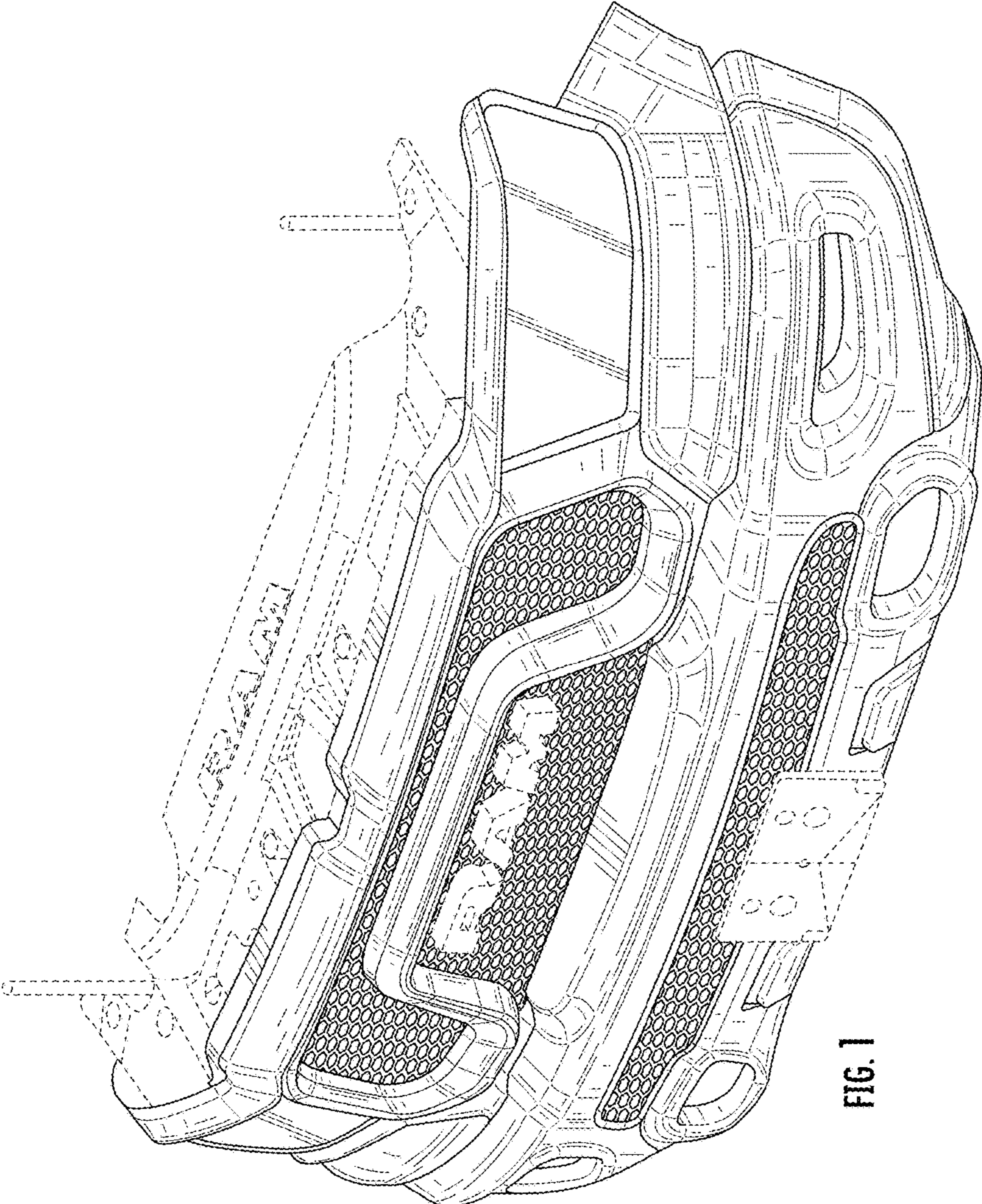


FIG. 1



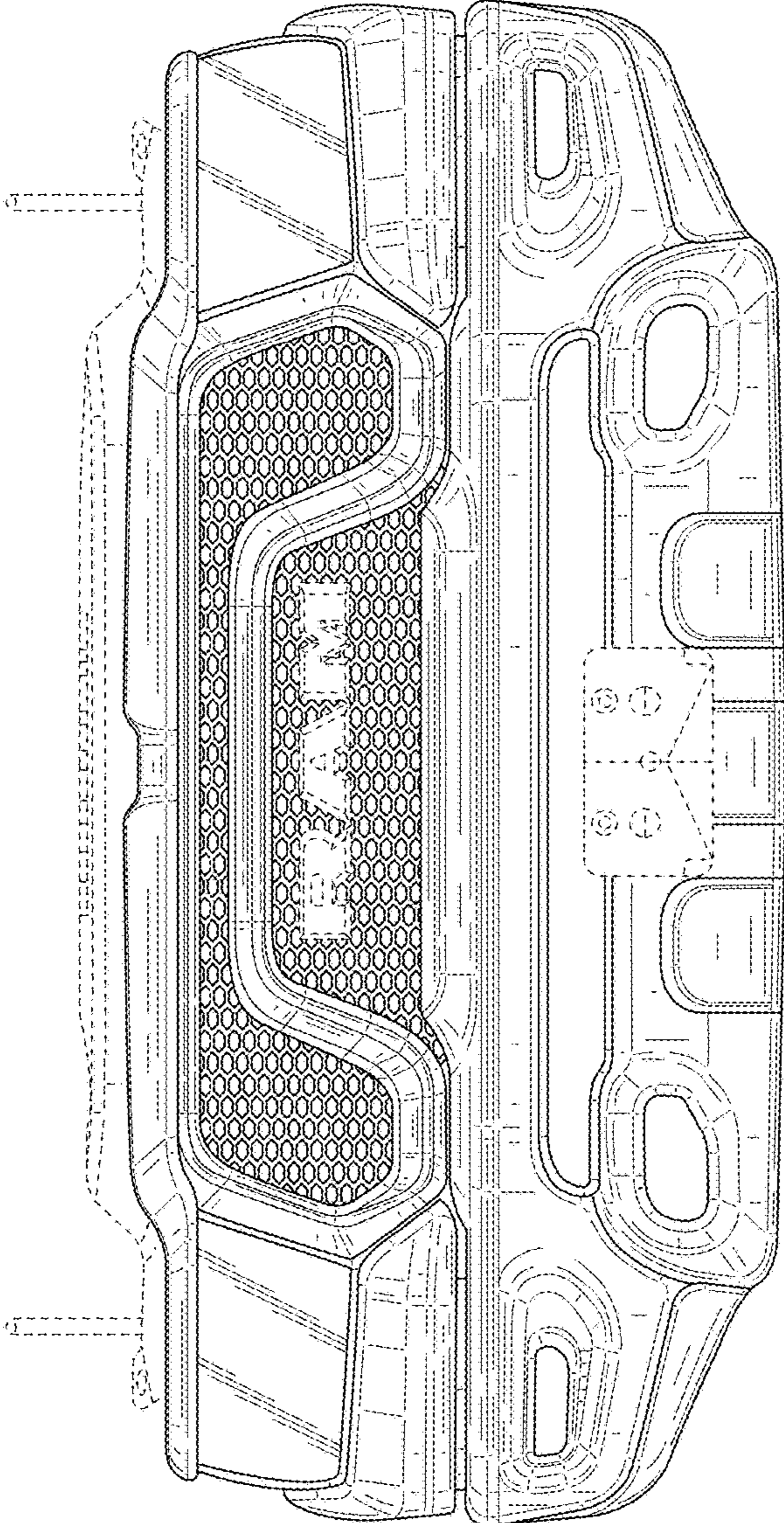


FIG. 2

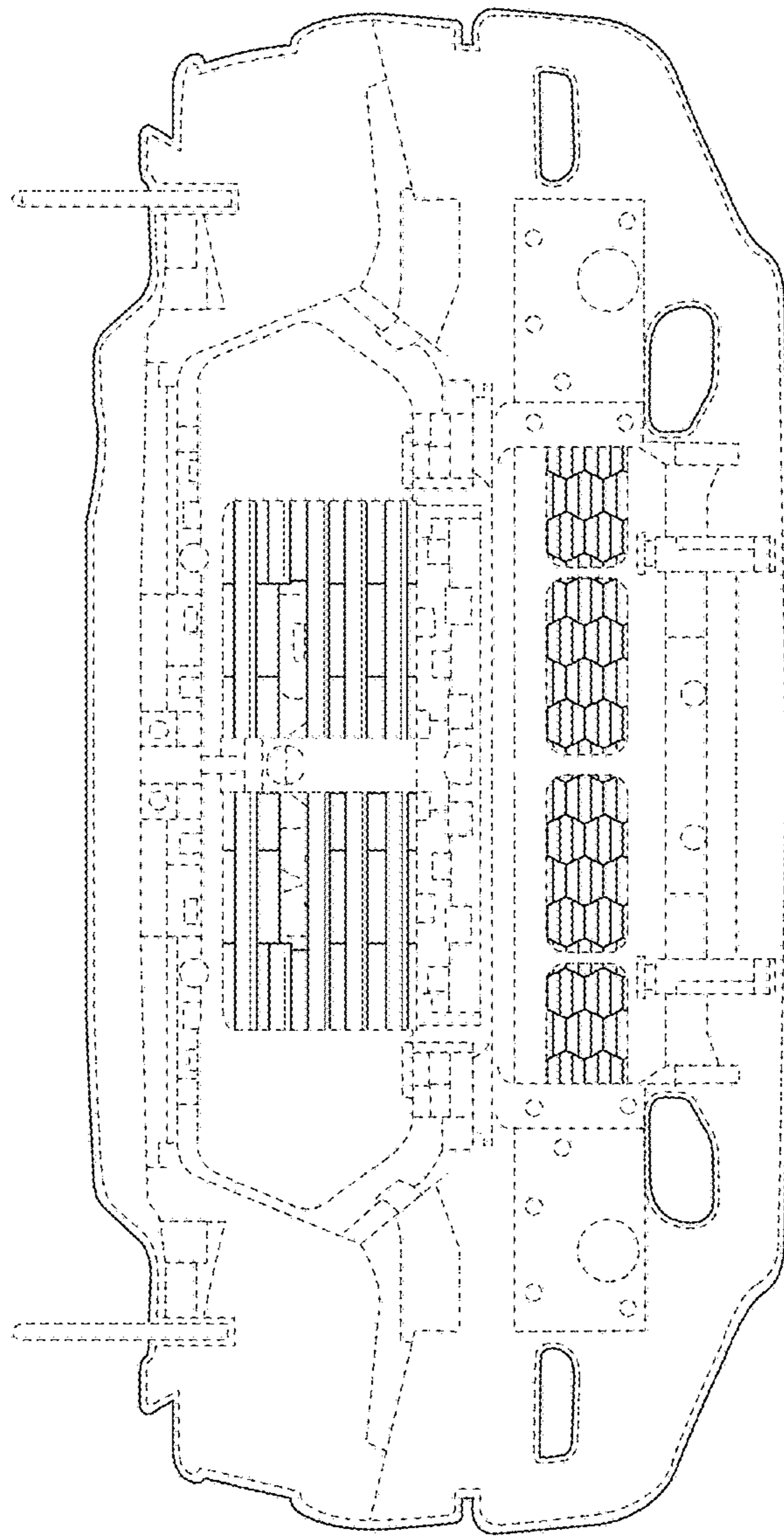


FIG. 3

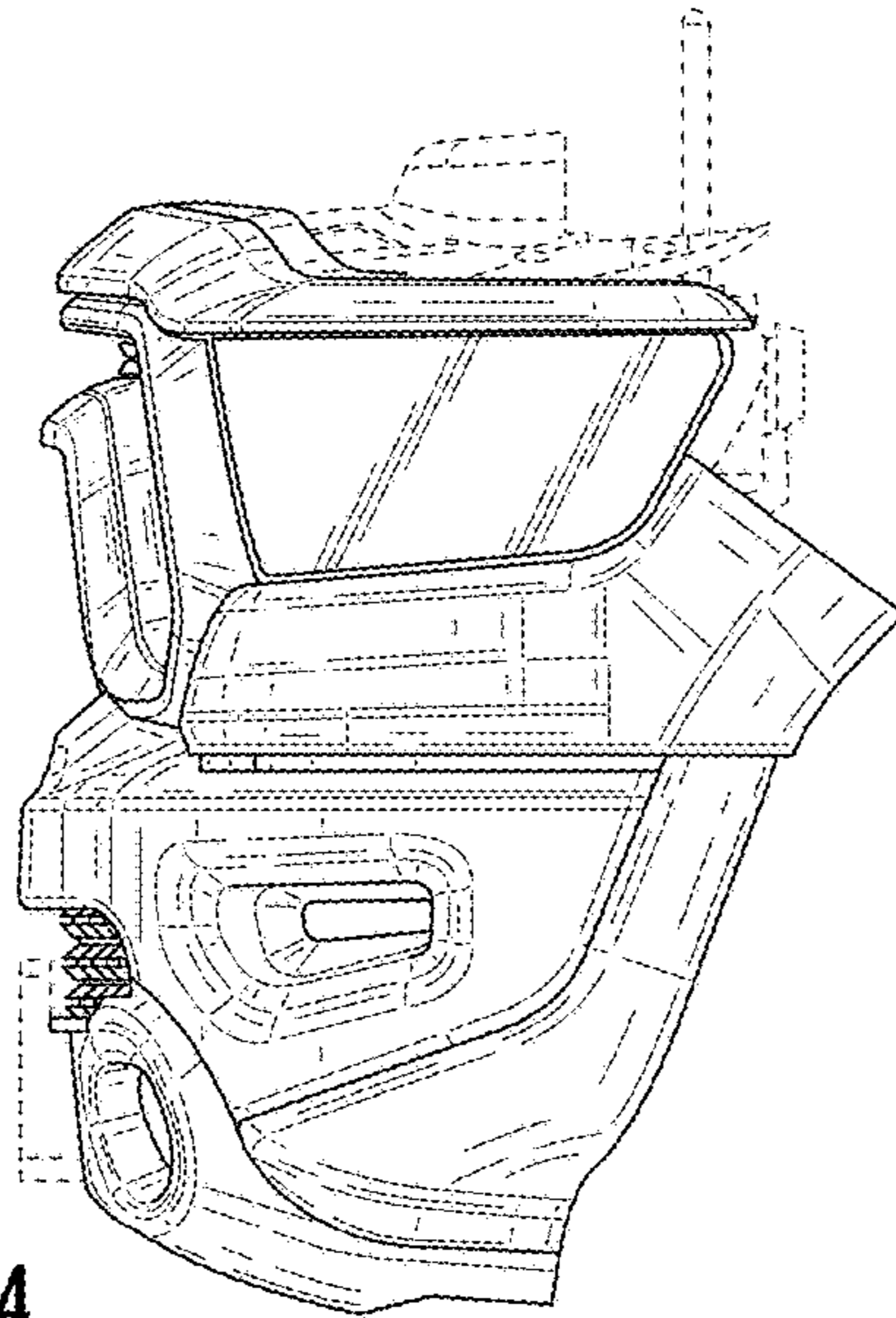


FIG. 4

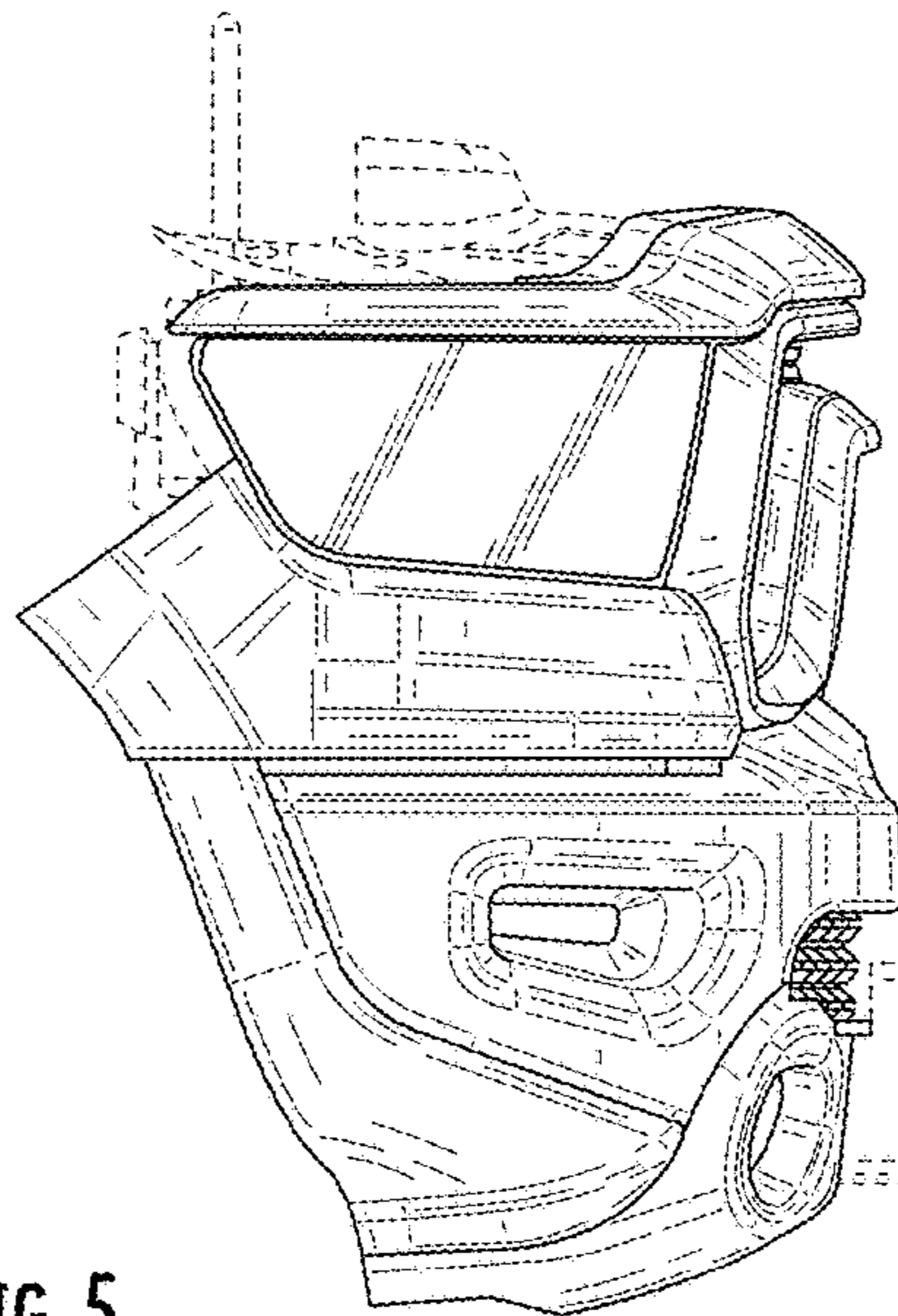


FIG. 5

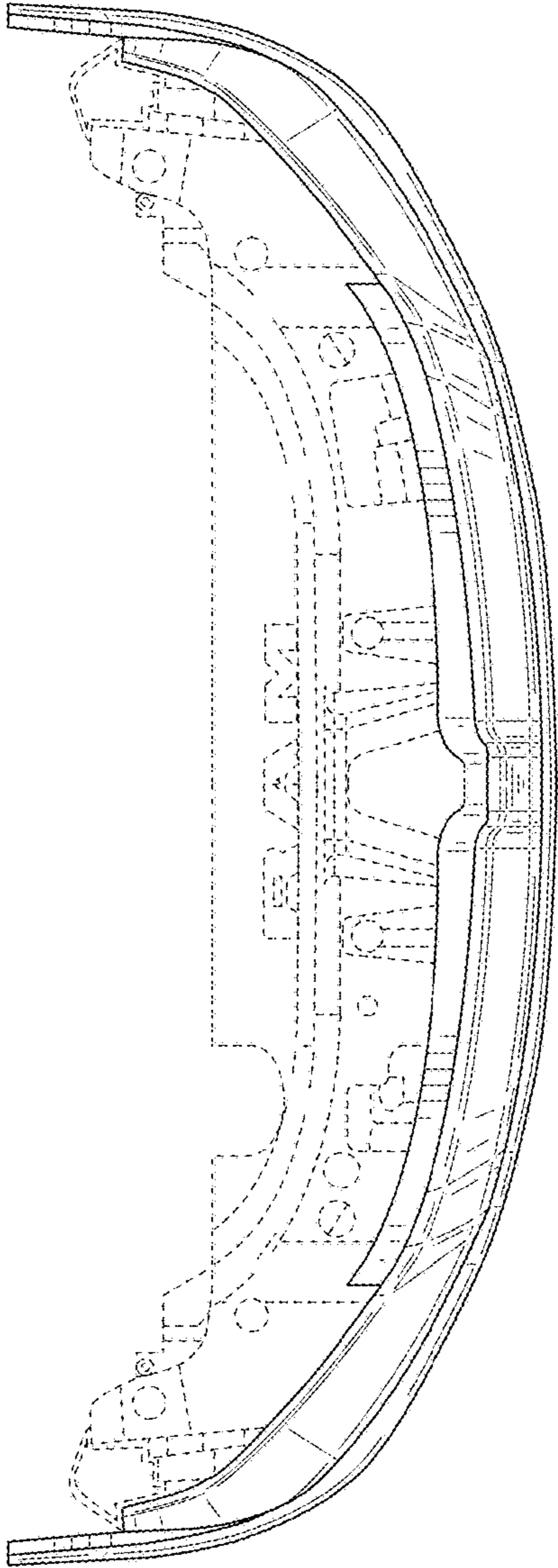


FIG. 6



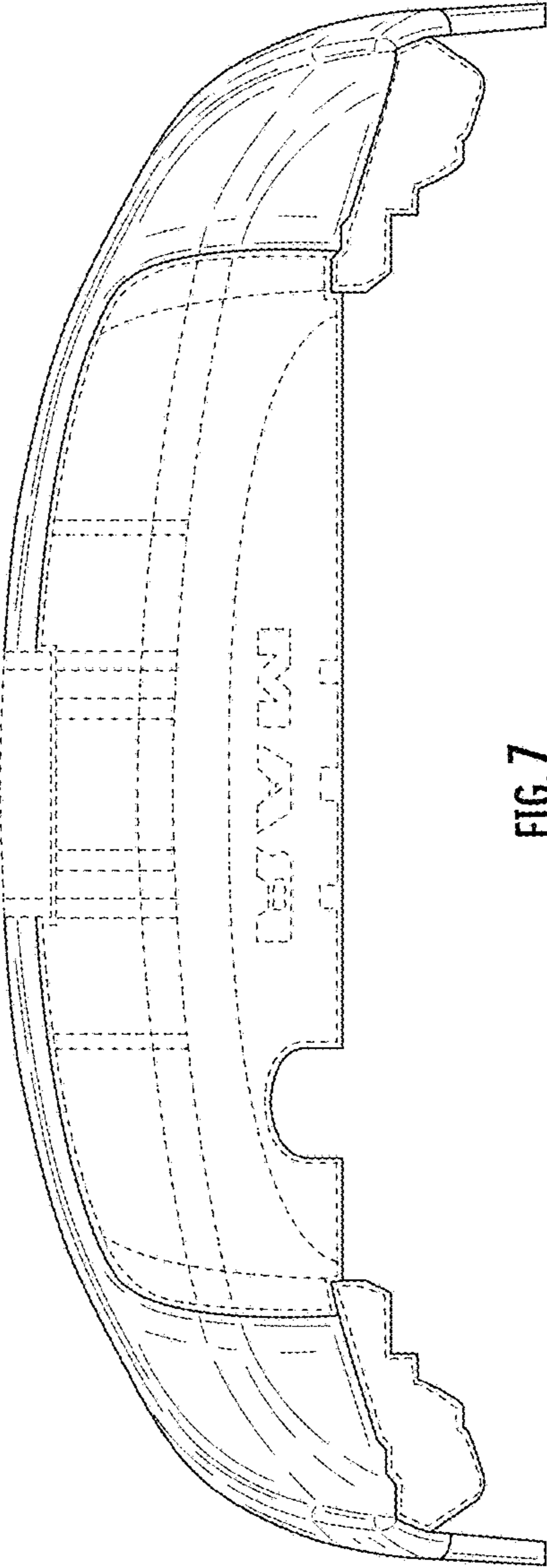


FIG. 7