



US00D860877S

(12) **United States Design Patent**  
**Tang et al.**

(10) **Patent No.:** **US D860,877 S**

(45) **Date of Patent:** **\*\* Sep. 24, 2019**

(54) **GRILLE AND DECORATIVE BAR**

(71) Applicant: **BYD COMPANY LIMITED**,  
Shenzhen, Guangdong (CN)

(72) Inventors: **Wenquan Tang**, Shenzhen (CN); **Jihan Fan**, Shenzhen (CN); **Xiaoming Zhong**, Shenzhen (CN)

(73) Assignee: **BYD COMPANY LIMITED**,  
Guangdong (CN)

(\*\*) Term: **15 Years**

(21) Appl. No.: **29/641,880**

(22) Filed: **Mar. 26, 2018**

(30) **Foreign Application Priority Data**

Sep. 26, 2017 (CN) ..... 2017 3 0457844

(51) **LOC (12) Cl.** ..... **12-16**

(52) **U.S. Cl.**  
USPC ..... **D12/163**

(58) **Field of Classification Search**  
USPC ..... D12/163, 164, 165, 166, 167, 168, 169,  
D12/170, 171, 172, 173, 181  
CPC ..... B60K 11/08; B62L 39/16; B60R 19/50;  
B62D 25/08  
See application file for complete search history.

(56) **References Cited**

**U.S. PATENT DOCUMENTS**

7,153,092 B1 \* 12/2006 Randolph ..... F03D 3/00  
416/55  
D592,562 S \* 5/2009 Kouzai ..... D12/163  
D598,334 S \* 8/2009 Giachin ..... D12/163

D689,414 S \* 9/2013 Endo ..... D12/163  
D729,705 S \* 5/2015 Gunnarson ..... D12/163  
D739,796 S \* 9/2015 Gunnarson ..... D12/163  
D773,347 S \* 12/2016 Whang ..... D12/163  
D774,998 S \* 12/2016 Munakata ..... D12/163  
2004/0190985 A1 \* 9/2004 Aigner ..... B60R 19/52  
403/329  
2006/0119115 A1 \* 6/2006 Filip ..... B60R 19/52  
293/115  
2016/0137053 A1 \* 5/2016 Dubey ..... B60K 11/08  
180/68.1  
2017/0137954 A1 \* 5/2017 Hashimoto ..... B60K 11/08

\* cited by examiner

*Primary Examiner* — Susan Bennett Hattan

*Assistant Examiner* — Suzanne E Tisdell

(74) *Attorney, Agent, or Firm* — Calfee, Halter &  
Griswold LLP; Joshua Friedman; Yizhou Liu

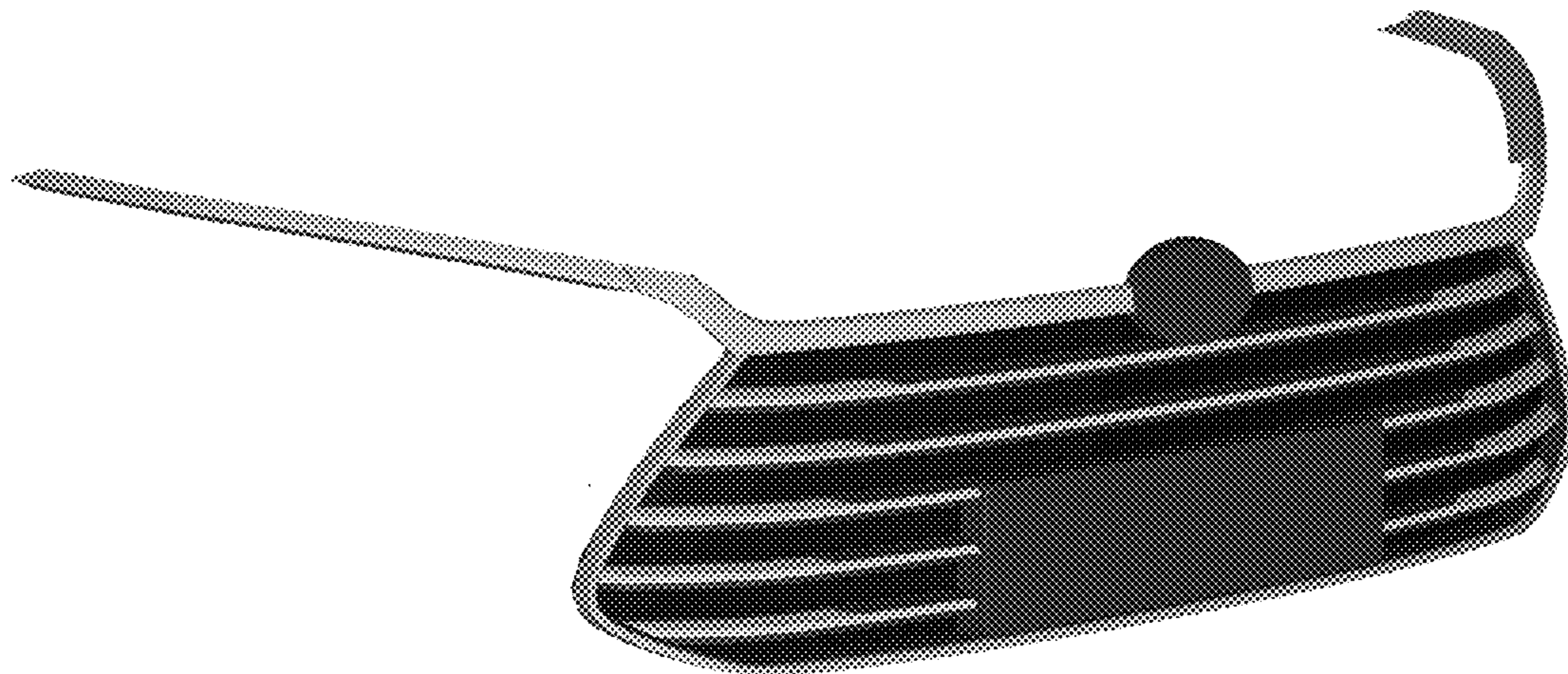
(57) **CLAIM**

We claim the ornamental design for a grille and decorative bar, as shown and described.

**DESCRIPTION**

FIG. 1 is a front elevational view of a grille and decorative bar of the present design;  
FIG. 2 is a rear elevational view thereof;  
FIG. 3 is a right side elevational view thereof;  
FIG. 4 is a left side elevational view thereof;  
FIG. 5 is a top plan view thereof;  
FIG. 6 is a top plan view thereof;  
FIG. 7 is a top/front/left perspective view thereof; and,  
FIG. 8 is a top/front/left perspective view thereof.  
The broken lines in the drawings illustrate portions of the grille and decorative bar that do not form part of the claimed design.

**1 Claim, 4 Drawing Sheets**



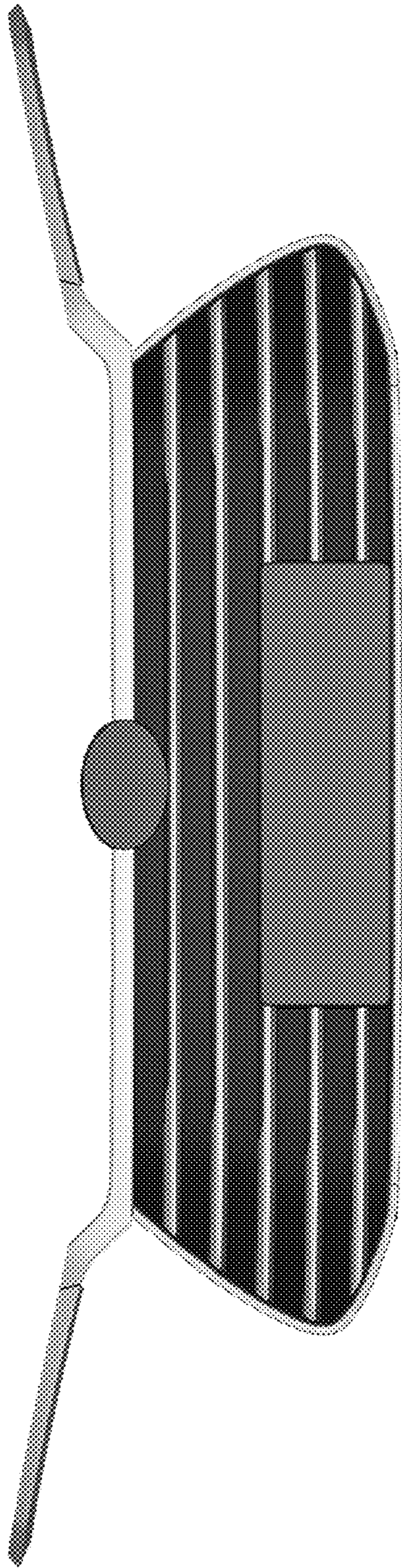


FIG. 1

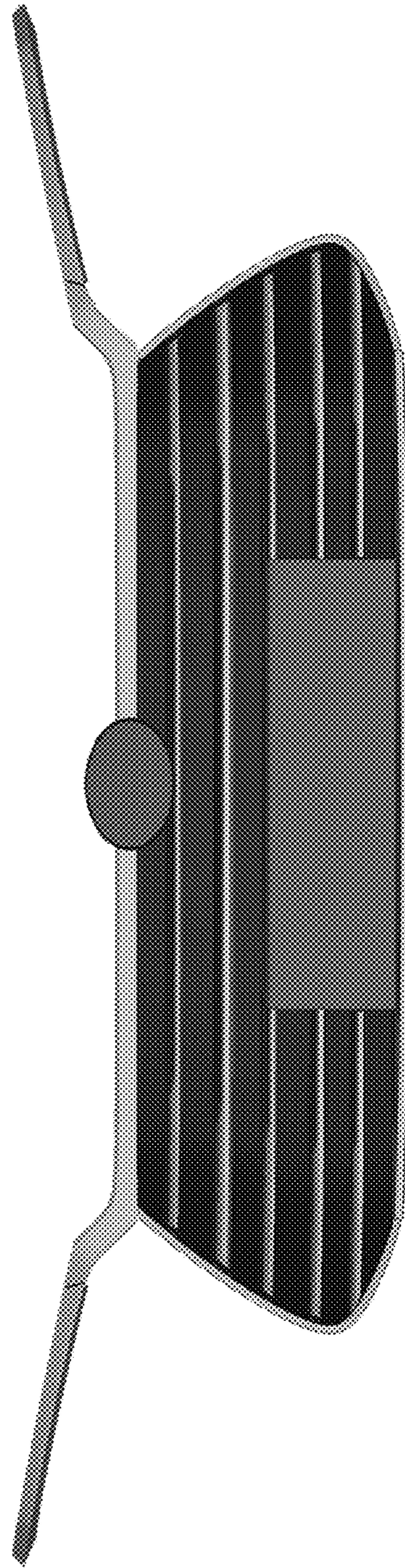


FIG. 2

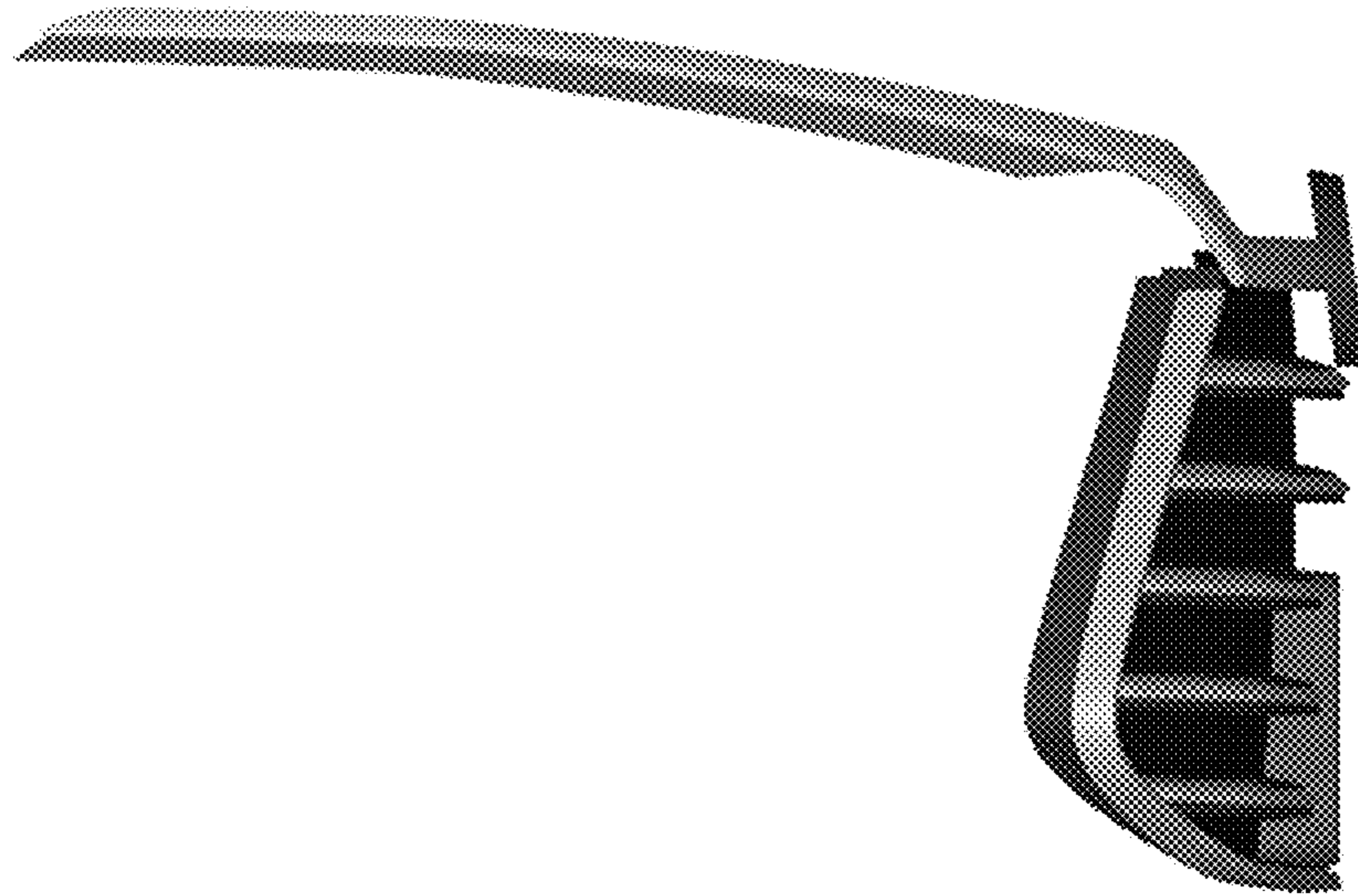


FIG. 3

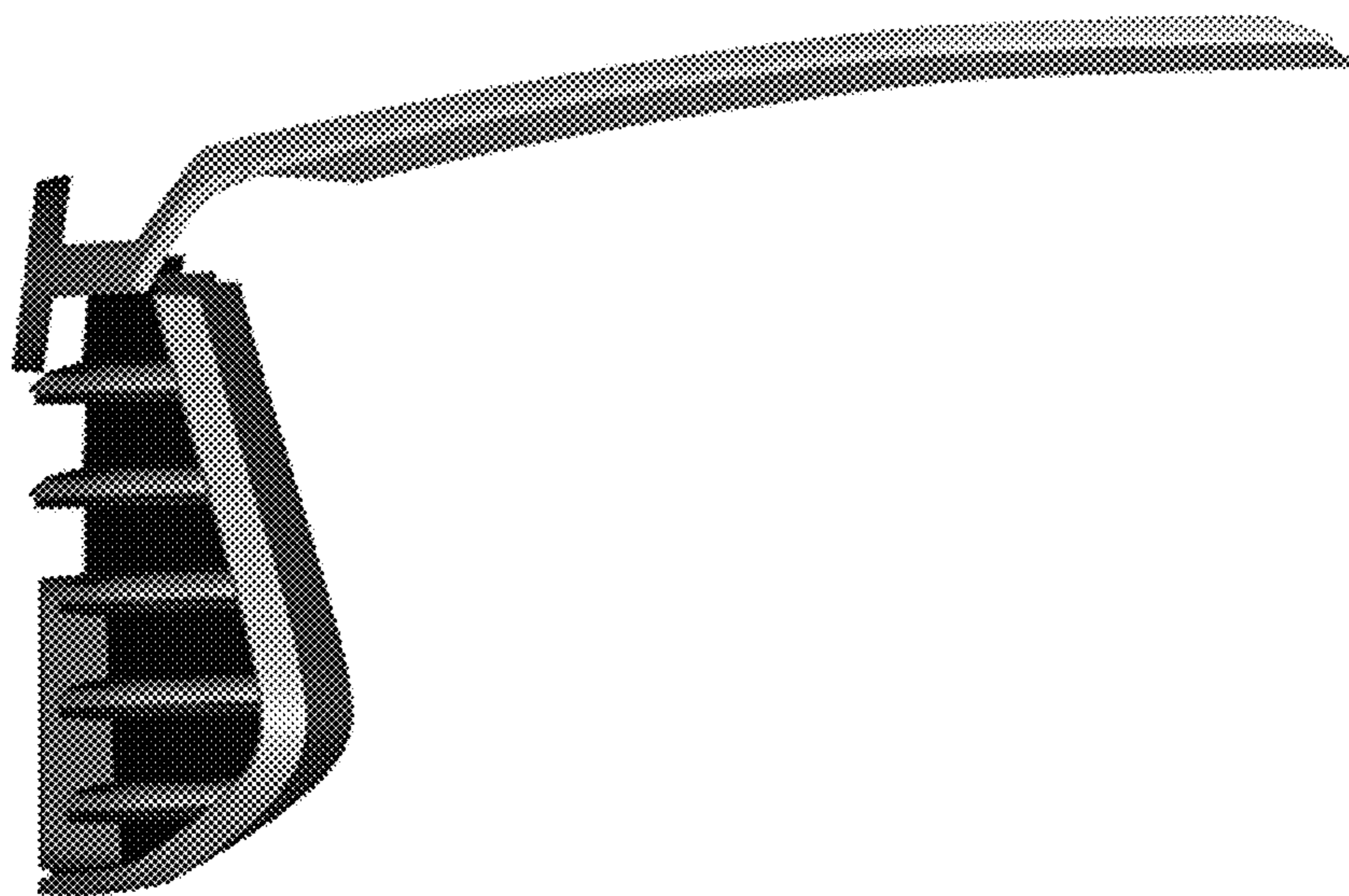


FIG. 4




FIG. 5

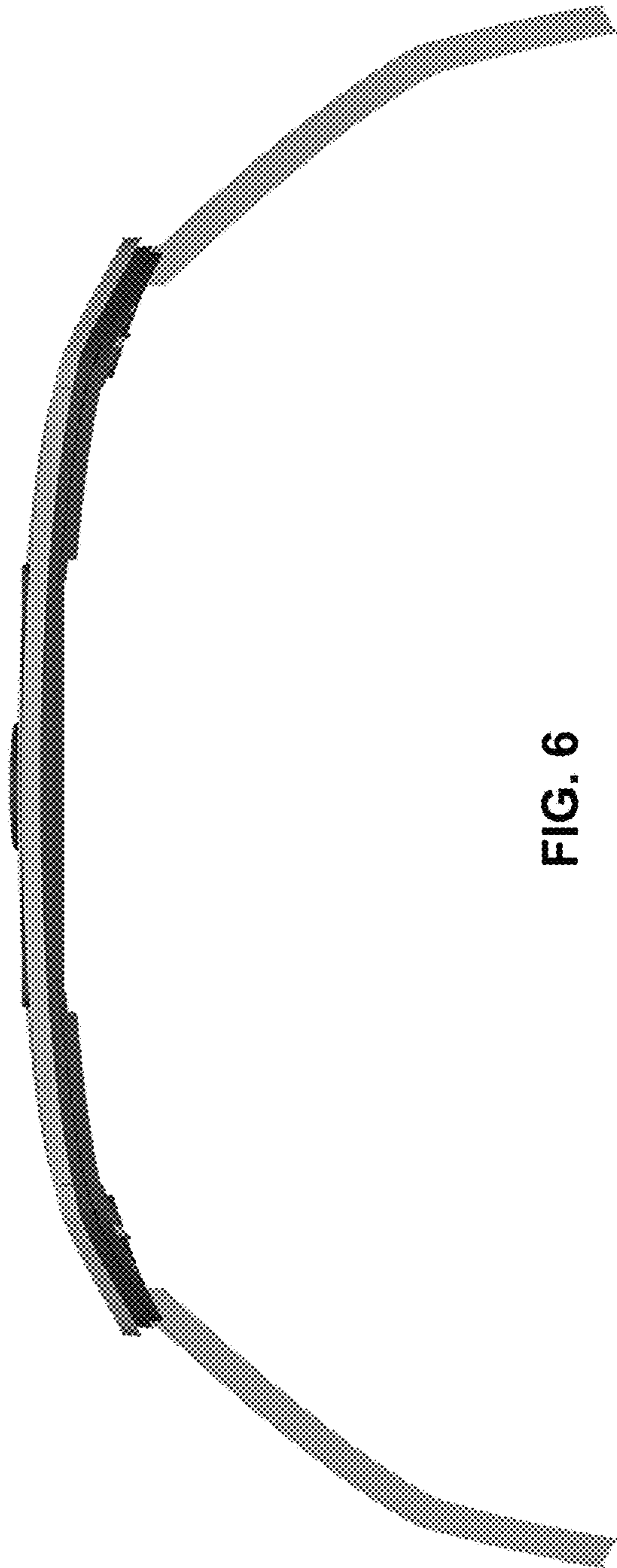


FIG. 6

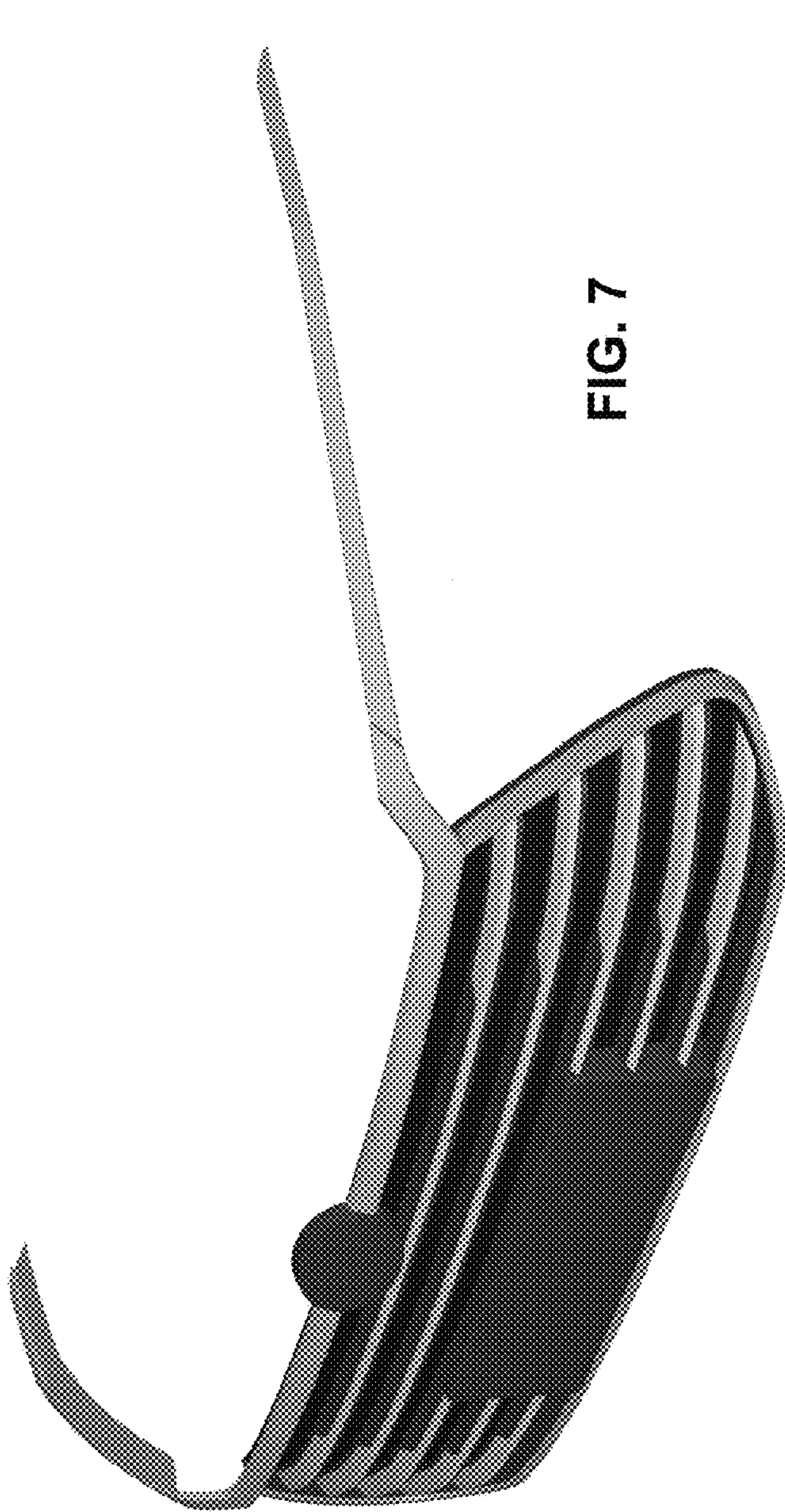


FIG. 7

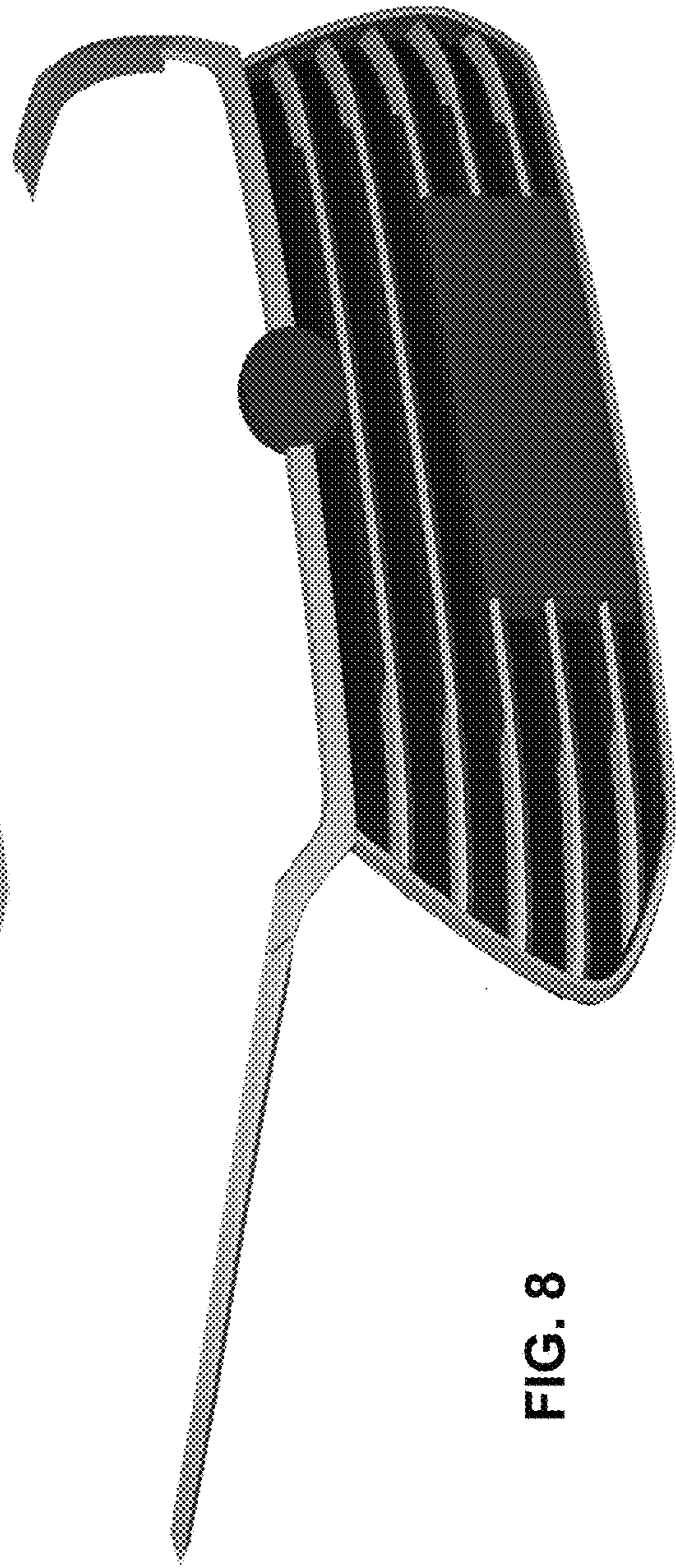


FIG. 8