



US00D860872S

(12) **United States Design Patent**  
**Furlan**

(10) **Patent No.:** **US D860,872 S**

(45) **Date of Patent:** **\*\* \*Sep. 24, 2019**

(54) **LEG LIFTING DEVICE**

(71) Applicant: **Karen Furlan**, Valparaiso, IN (US)

(72) Inventor: **Karen Furlan**, Valparaiso, IN (US)

(\* ) Notice: This patent is subject to a terminal disclaimer.

(\*\*) Term: **15 Years**

(21) Appl. No.: **29/567,976**

(22) Filed: **Jun. 14, 2016**

(51) **LOC (12) Cl.** ..... **12-12**

(52) **U.S. Cl.**  
USPC ..... **D12/133**

(58) **Field of Classification Search**  
USPC ..... D24/188, 190, 192, 200; D12/133;  
D21/662, 694  
CPC .... A61F 5/0111; A61F 5/0127; A61F 5/0118;  
A61F 5/0585; A61F 5/3738; A61F 13/066  
See application file for complete search history.

(56) **References Cited**

U.S. PATENT DOCUMENTS

- 4,090,706 A \* 5/1978 Reda ..... A63B 21/0004  
482/122
- 4,909,505 A \* 3/1990 Tee ..... A63B 21/00043  
482/121
- D337,975 S \* 8/1993 Keller ..... D12/128
- D383,810 S \* 9/1997 Wilkinson ..... D21/662

- 5,807,214 A \* 9/1998 Riazzi ..... A63B 21/0552  
24/196
- D439,942 S \* 4/2001 Ray ..... D21/662
- 9,011,304 B2 \* 4/2015 Gilman ..... A63B 21/00  
482/139
- 2008/0227609 A1 \* 9/2008 Barniak ..... A63B 3/00  
482/142

\* cited by examiner

*Primary Examiner* — Charles D Hanson

(74) *Attorney, Agent, or Firm* — Hartman Global IP Law;  
Gary M. Hartman

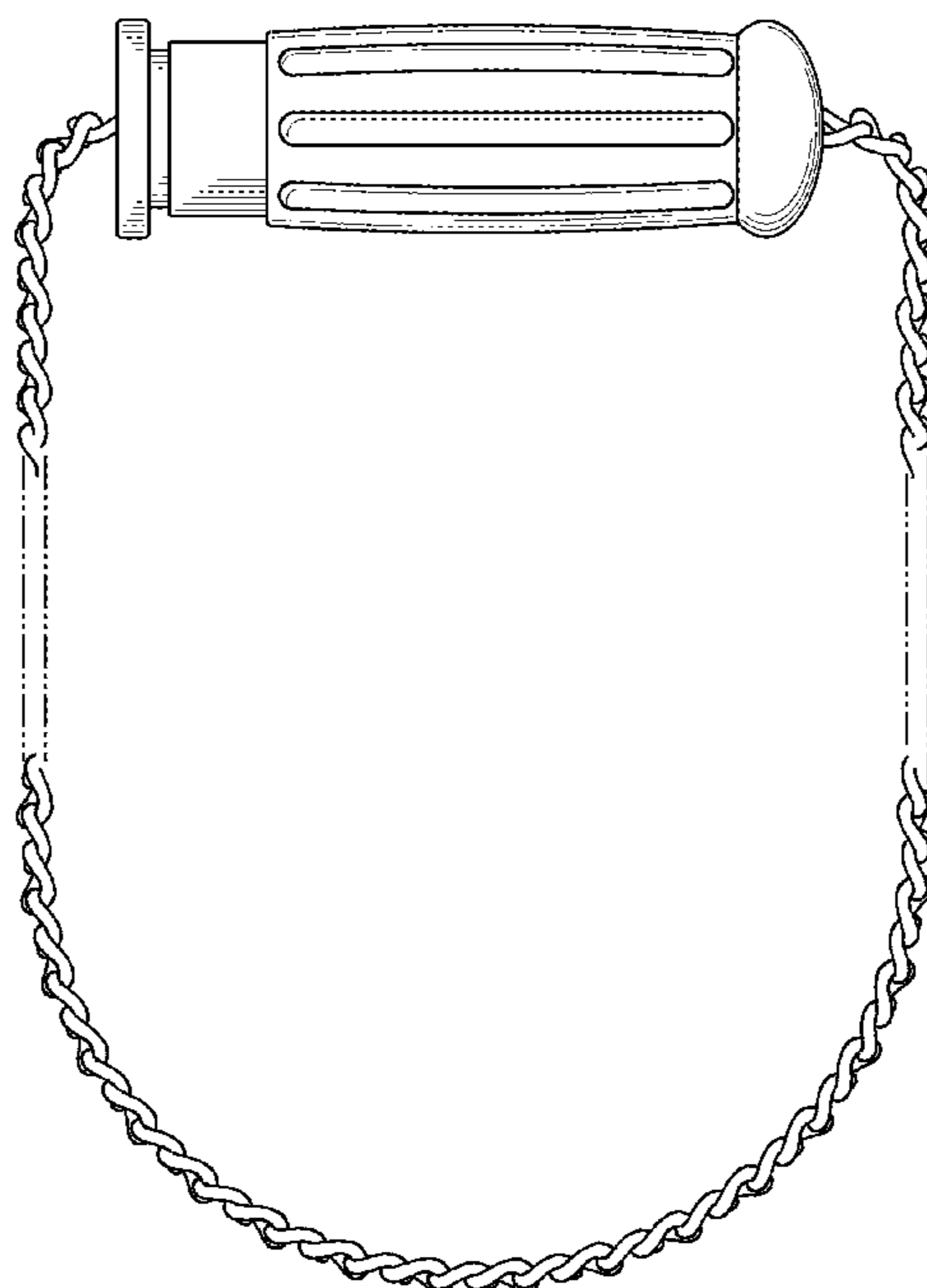
(57) **CLAIM**

The ornamental design for a leg lifting device, as shown and described.

**DESCRIPTION**

FIG. 1 is a front elevational view of a leg lifting device in accordance with this invention.  
 FIG. 2 is a left side view of the leg lifting device of FIG. 1.  
 FIG. 3 is a right side view of the leg lifting device of FIG. 1.  
 FIG. 4 is a top view of the leg lifting device of FIG. 1; and,  
 FIG. 5 is a bottom view of the leg lifting device of FIG. 1.  
 In the drawings, the chain of the leg lifting device is shown passing through the handle and with symbolic broken lines in its length to indicate indeterminate length. The broken lines and the appearance of any portion of the leg lifting device between the break lines form no part of the claimed design.

**1 Claim, 3 Drawing Sheets**






Fig. 1

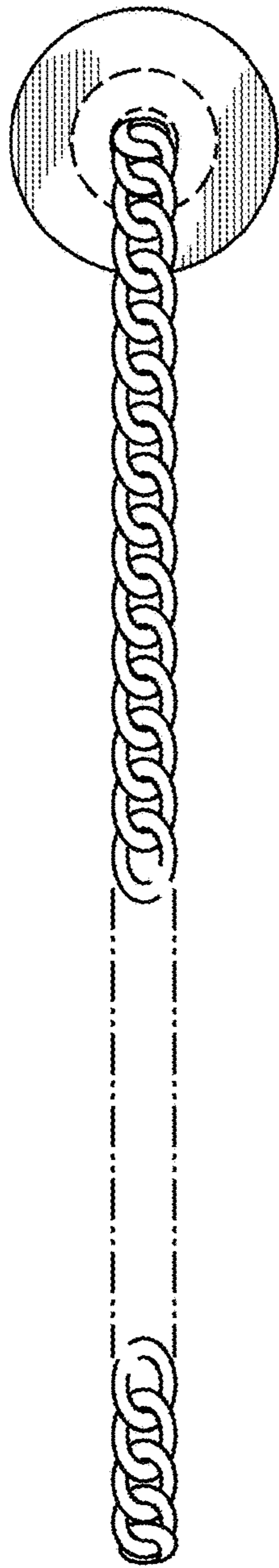


Fig. 2

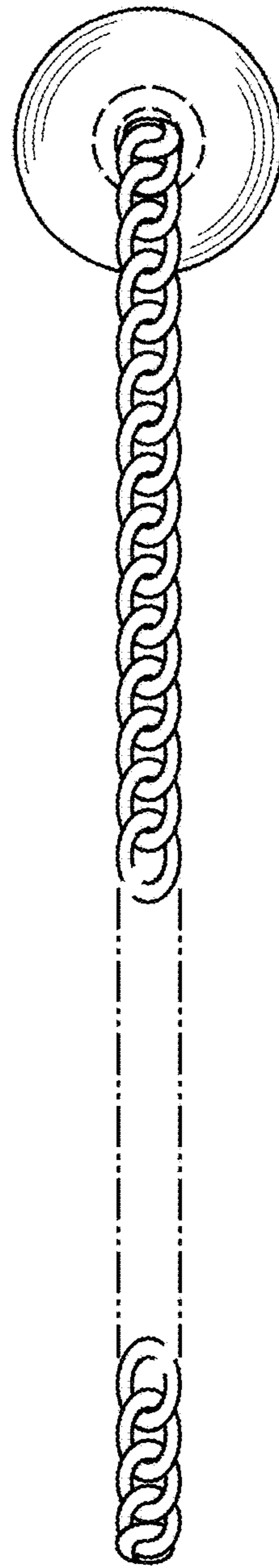


Fig. 3

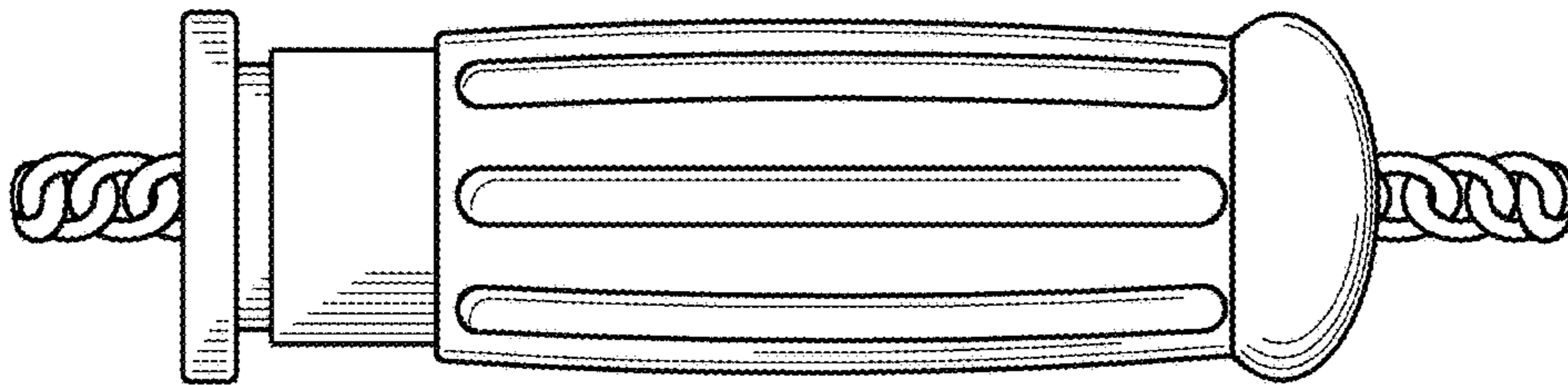


Fig. 4




Fig. 5