



US00D860868S

(12) **United States Design Patent** (10) **Patent No.:** **US D860,868 S**
Bischoff et al. (45) **Date of Patent:** **** Sep. 24, 2019**

(54) **MOTOR VEHICLE**

(71) Applicant: **VOLKSWAGEN AKTIENGESELLSCHAFT**,
Wolfsburg (DE)

(72) Inventors: **Klaus Bischoff**, Wolfsburg (DE); **Cihan Akcay**, Wolfsburg (DE)

(73) Assignee: **VOLKSWAGEN AKTIENGESELLSCHAFT**,
Wolfsburg (DE)

(**) Term: **15 Years**

D671,035 S *	11/2012	Bischoff	D12/91
D683,656 S *	6/2013	Bischoff	D12/91
D690,231 S *	9/2013	Bischoff	D12/91
D691,067 S *	10/2013	Bischoff	D12/91
D691,068 S *	10/2013	Bischoff	D12/92
D699,157 S *	2/2014	Bischoff	D12/92
D701,145 S *	3/2014	Bischoff	D12/92
D712,788 S *	9/2014	Bischoff	D12/92
D714,689 S *	10/2014	Bischoff	D12/92
D740,178 S *	10/2015	Bischoff	D12/92
D748,534 S *	2/2016	Bischoff	D12/92
D761,697 S *	7/2016	Bischoff	D12/92
D791,020 S *	7/2017	Bischoff	D12/91
D804,363 S *	12/2017	Bischoff	D12/92
D814,355 S *	4/2018	Bischoff	D12/91
D826,094 S *	8/2018	Bischoff	D12/92

* cited by examiner

(21) Appl. No.: **29/656,454**

(22) Filed: **Jul. 12, 2018**

(30) **Foreign Application Priority Data**

Feb. 23, 2018 (DE) 40 2018 100 207

(51) **LOC (12) Cl.** **12-08**

(52) **U.S. Cl.**
USPC **D12/92**

(58) **Field of Classification Search**
USPC D12/86, 90-92, 88; D21/424, 433, 434,
D21/533; 296/181.1-181.5, 183.1
CPC B62D 25/00; B62D 25/06; B62D 33/00;
B62D 35/00
See application file for complete search history.

(56) **References Cited**

U.S. PATENT DOCUMENTS

D620,840 S *	8/2010	Bischoff	D12/91
D626,885 S *	11/2010	Bischoff	D12/91
D637,943 S *	5/2011	Bischoff	D12/92
D671,034 S *	11/2012	Bischoff	D12/91

Primary Examiner — Melody N Brown

(74) *Attorney, Agent, or Firm* — Lucas & Mercanti, LLP;
Klaus P. Stoffel


(57) **CLAIM**

The ornamental design for a motor vehicle, as shown and described.

DESCRIPTION

FIG. 1 is a front and right side perspective view of a motor vehicle showing our new design;
 FIG. 2 is a rear and right side perspective view thereof;
 FIG. 3 is a front and left side perspective view thereof;
 FIG. 4 is a rear and left side perspective view thereof;
 FIG. 5 is a front view thereof;
 FIG. 6 is a rear view thereof;
 FIG. 7 is a right side view thereof;
 FIG. 8 is a left side view thereof; and,
 FIG. 9 is a top view thereof.
 The wheels do not form part of the claimed design.

1 Claim, 5 Drawing Sheets






Fig. 1




Fig. 2




Fig. 3




Fig. 4



Fig. 5




Fig. 6




Fig. 7

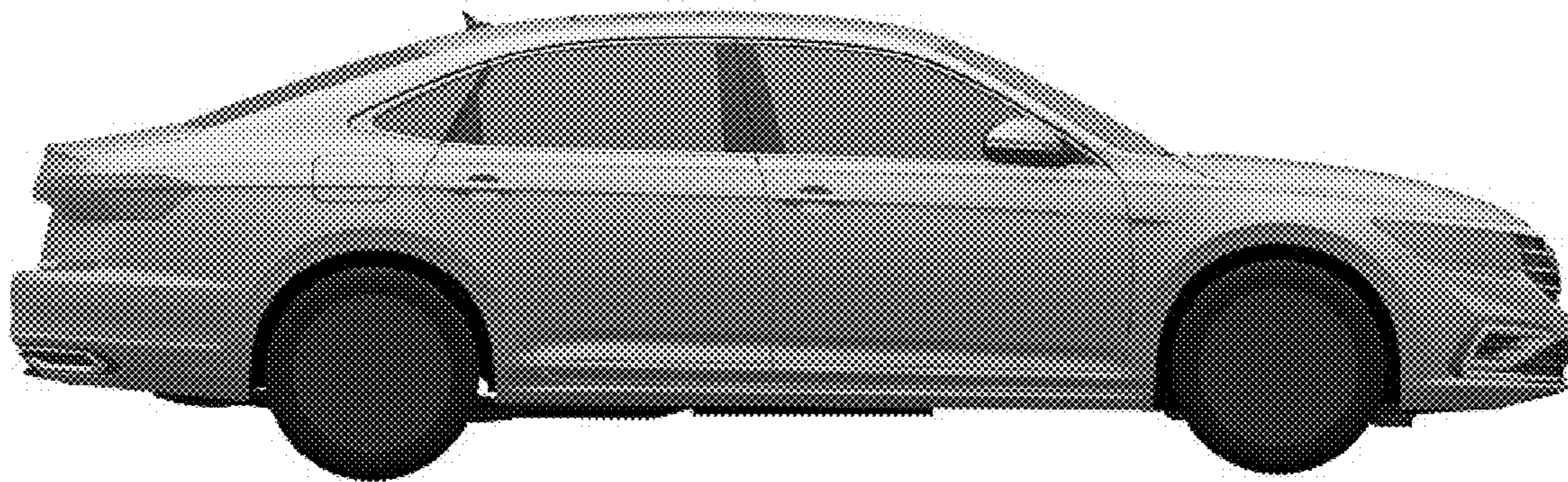


Fig. 8

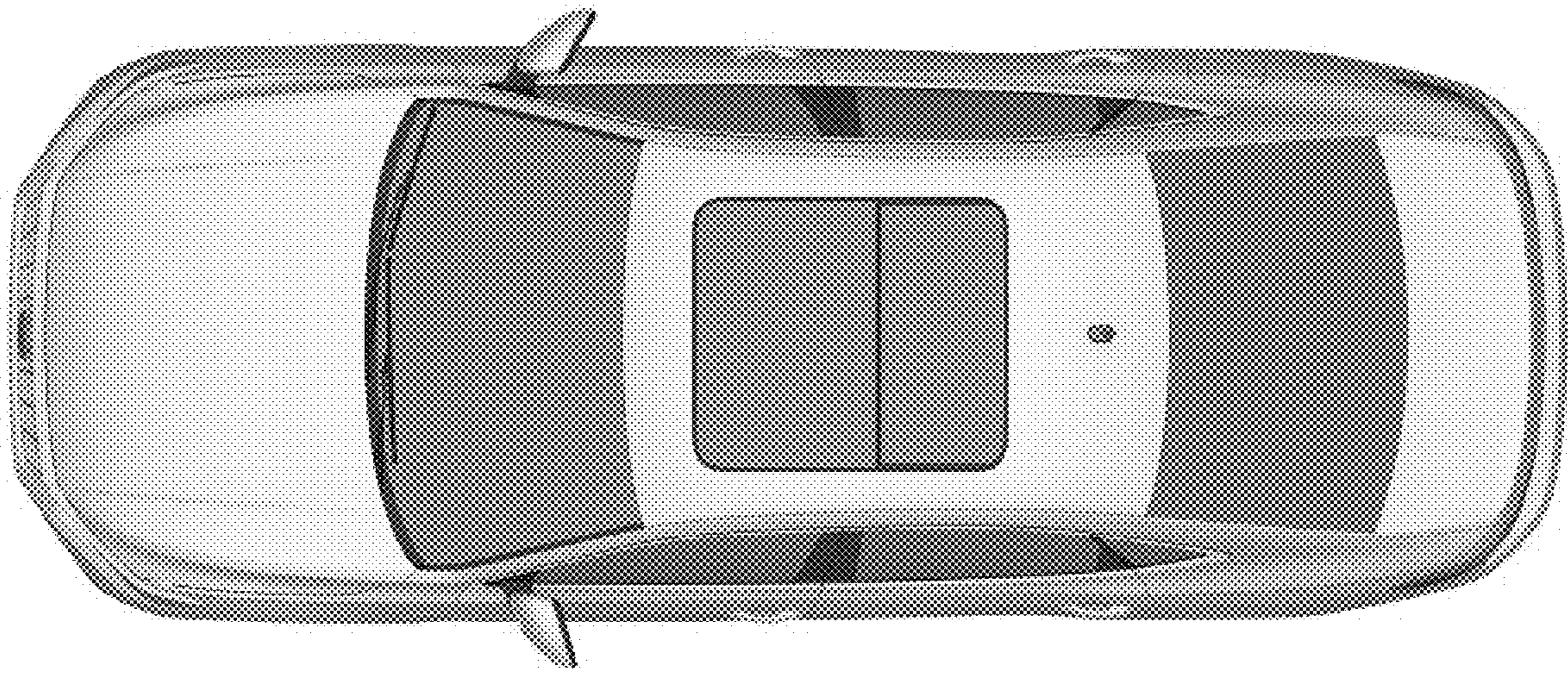


Fig. 9