



US00D860866S

(12) **United States Design Patent** (10) **Patent No.:** **US D860,866 S**  
**Goodrich et al.** (45) **Date of Patent:** **\*\* Sep. 24, 2019**

(54) **AUTOMOBILE EXTERIOR**  
(71) Applicants: **Stephen Goodrich**, Clawson, MI (US);  
**Brian H Nielander**, Royal Oak, MI  
(US); **Mark T Allen**, Oxford, MI (US)  
(72) Inventors: **Stephen Goodrich**, Clawson, MI (US);  
**Brian H Nielander**, Royal Oak, MI  
(US); **Mark T Allen**, Oxford, MI (US)  
(73) Assignee: **FCA US LLC**, Auburn Hills, MI (US)

D391,520 S 3/1998 Laster  
D507,766 S 7/2005 McMahan et al.  
D534,836 S 1/2007 Moushegian et al.  
D624,851 S \* 10/2010 Feng ..... D12/91  
D801,860 S \* 11/2017 Piscitelli ..... D12/91  
D810,626 S \* 2/2018 Macey ..... D12/91  
D811,270 S \* 2/2018 Zhang ..... D12/91  
D825,385 S \* 8/2018 Ma ..... D12/91  
D827,495 S \* 9/2018 Piscitelli ..... D12/91  
D827,496 S \* 9/2018 Badstuebner ..... D12/91  
D828,223 S \* 9/2018 Piscitelli ..... D12/91  
D840,270 S \* 2/2019 Goodrich ..... D12/91  
D840,271 S \* 2/2019 Goodrich ..... D12/91

(\*\*) Term: **15 Years**

\* cited by examiner

(21) Appl. No.: **29/662,560**

*Primary Examiner* — Melody N Brown

(22) Filed: **Sep. 6, 2018**

(74) *Attorney, Agent, or Firm* — Ralph E. Smith

**Related U.S. Application Data**

(62) Division of application No. 29/616,446, filed on Sep. 6, 2017, now Pat. No. Des. 840,270.

(51) **LOC (12) Cl.** ..... **12-08**

(52) **U.S. Cl.**  
USPC ..... **D12/91**

(58) **Field of Classification Search**  
USPC .... D12/86, 90–92; D21/424, 433, 434, 533;  
296/181.1–181.5, 183.1  
CPC ..... B62D 25/00; B62D 25/06; B62D 33/00;  
B62D 35/00  
See application file for complete search history.

(56) **References Cited**

**U.S. PATENT DOCUMENTS**

D383,710 S 9/1997 Guichard et al.  
D389,438 S 1/1998 Guichard et al.


(57) **CLAIM**

The ornamental design for an automobile exterior, as shown and described.

**DESCRIPTION**

FIG. 1 is a front perspective view of an automobile exterior showing are new design;  
FIG. 2 is a rear perspective view thereof;  
FIG. 3 is a front view thereof;  
FIG. 4 is a rear view thereof;  
FIG. 5 is a side view thereof; and,  
FIG. 6 is a top plan view thereof.  
It will be understood that the broken lines shown in the drawings illustrate portions of the automobile exterior that form no part of claimed design.

**1 Claim, 6 Drawing Sheets**



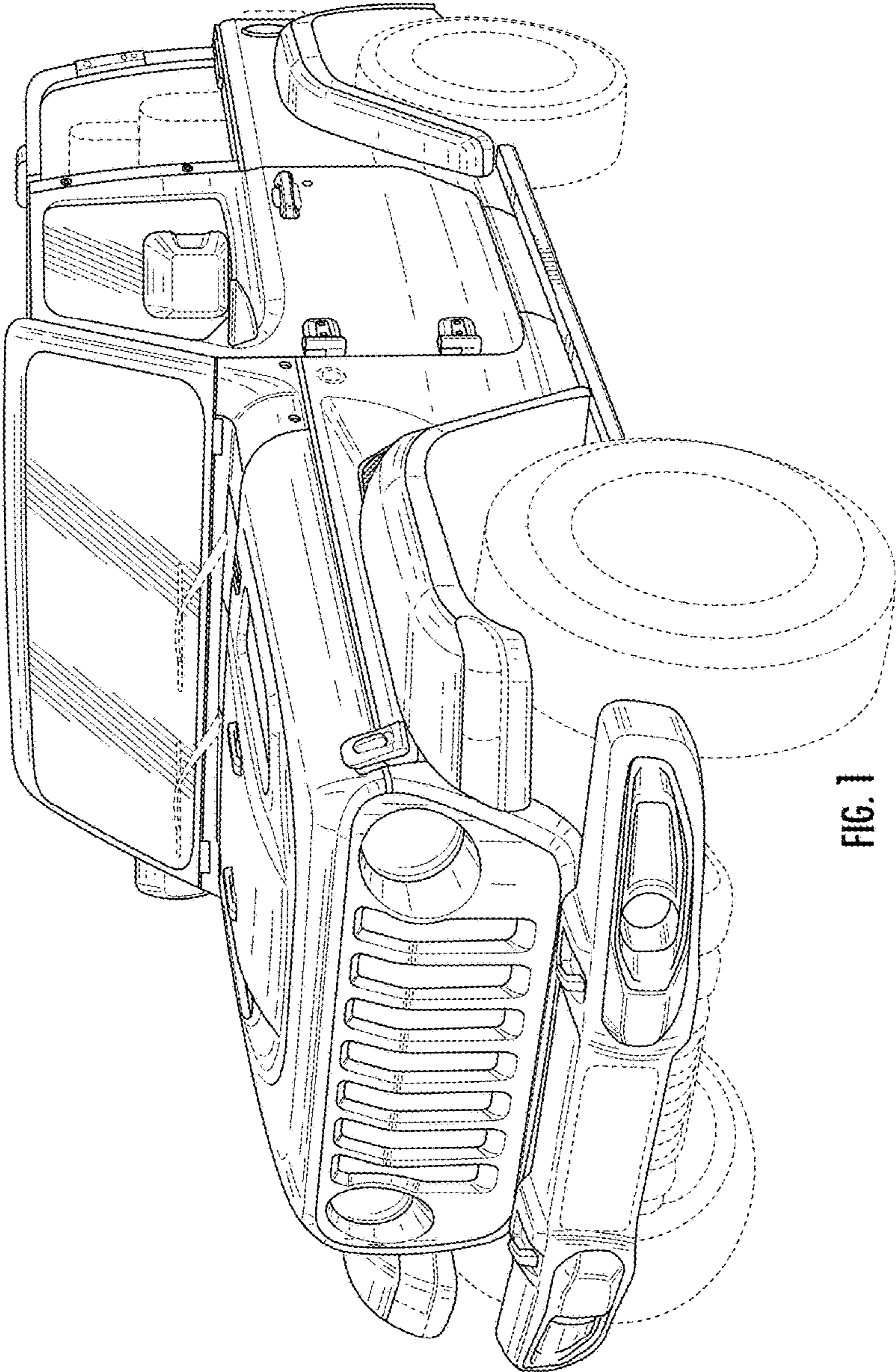


FIG. 1

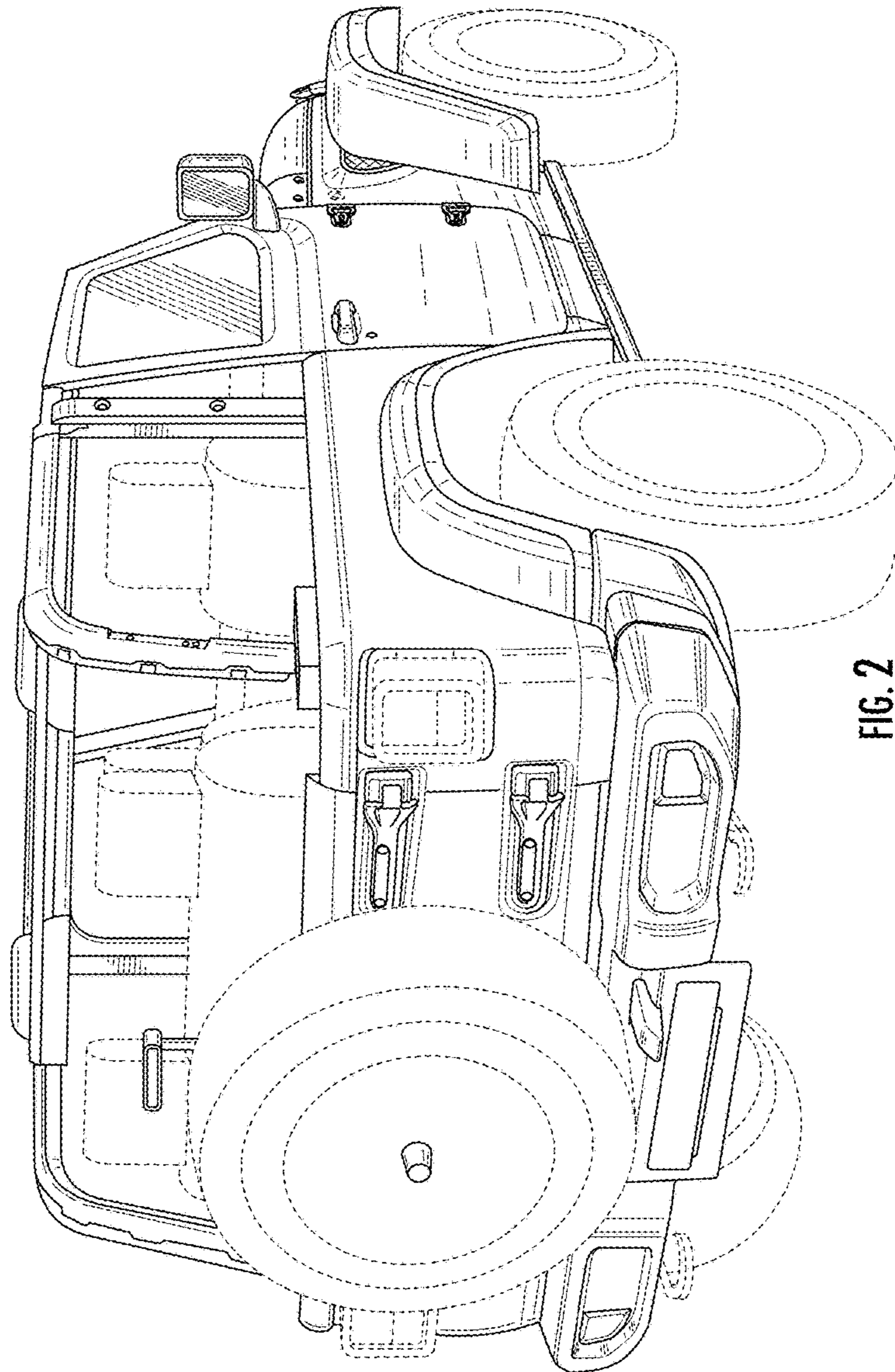


FIG. 2





FIG. 3




FIG. 4

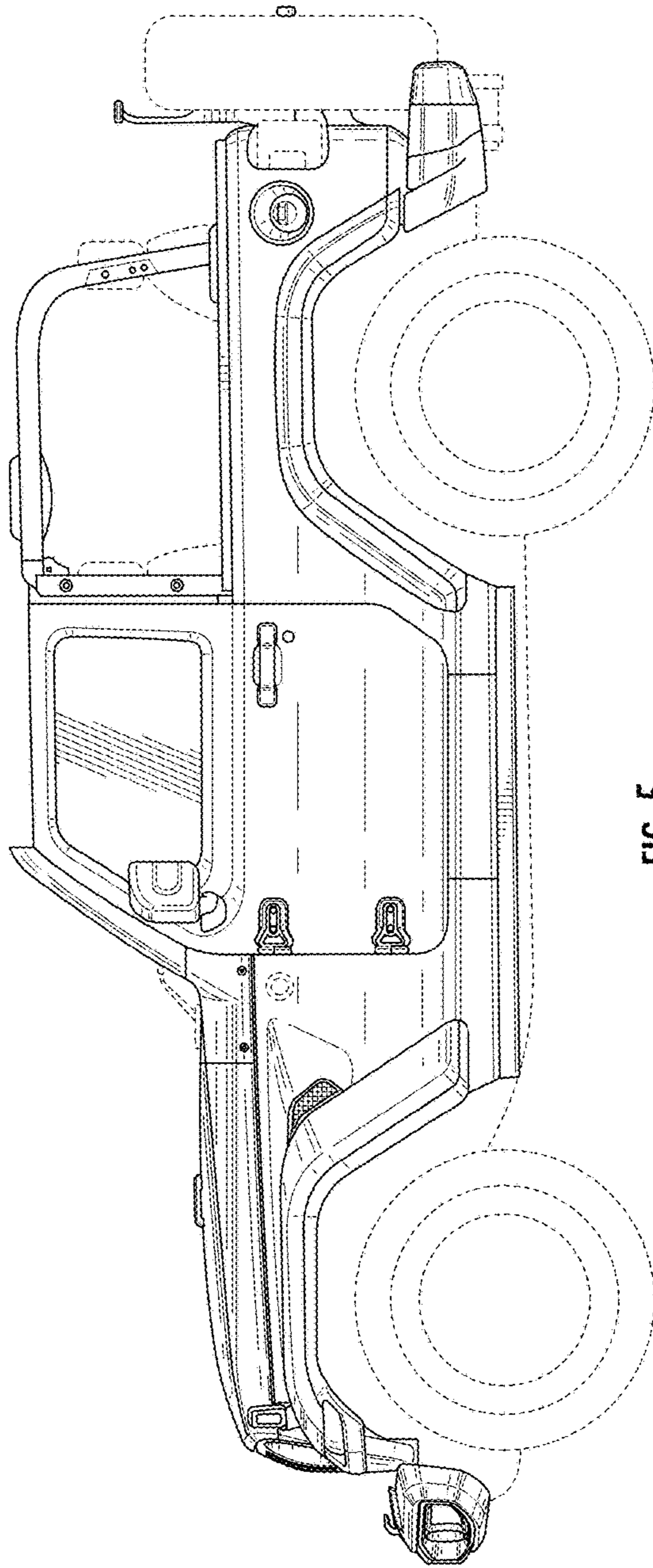


FIG. 5

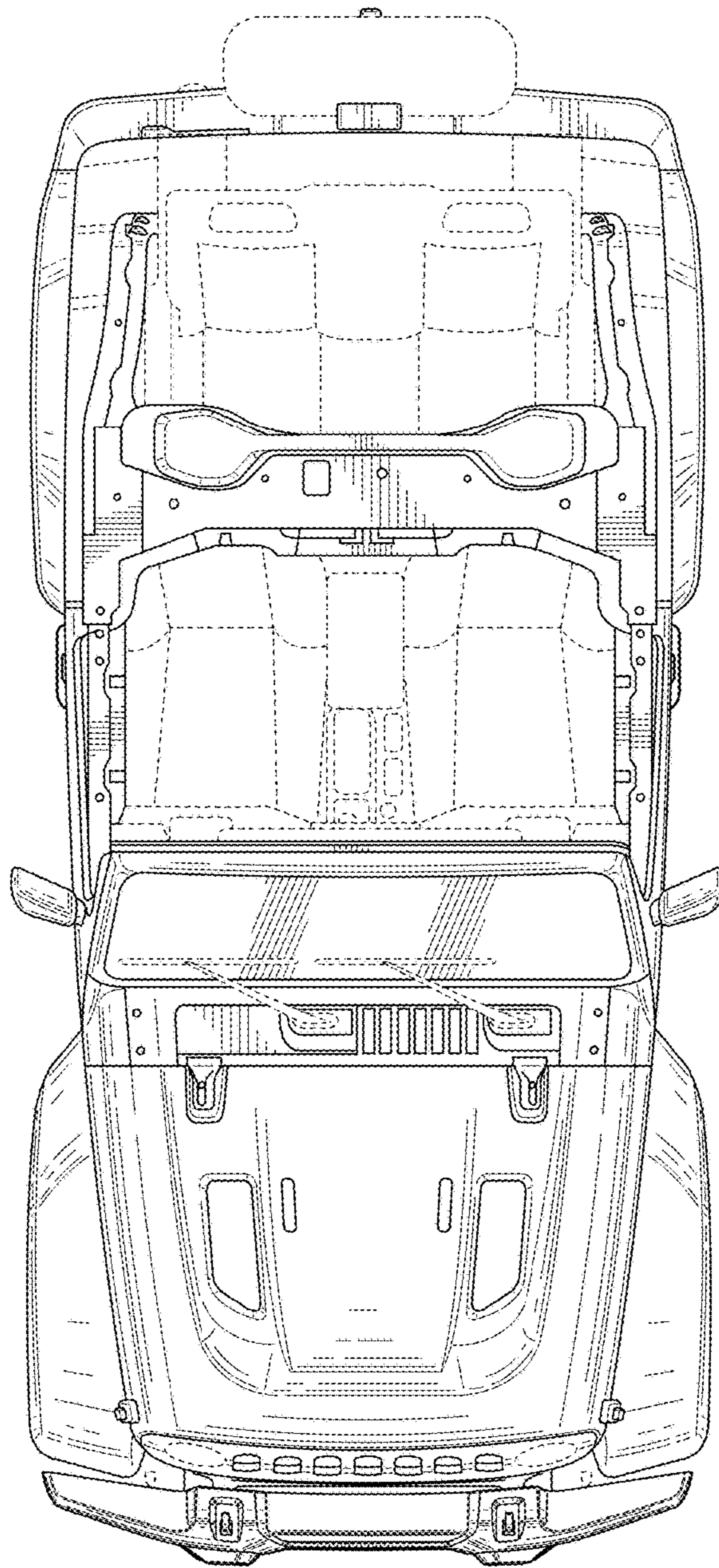


FIG. 6