

US00D860861S

(12) **United States Design Patent**
Manzoni

(10) **Patent No.:** **US D860,861 S**

(45) **Date of Patent:** **** Sep. 24, 2019**

(54) **CAR, TOY CAR REPLICA AND/OR OTHER REPLICAS**

(71) Applicant: **Ferrari S.p.A.**, Modena (IT)

(72) Inventor: **Flavio Manzoni**, Maranello (IT)

(73) Assignee: **Ferrari S.p.A.**, Modena (IT)

(**) Term: **15 Years**

(21) Appl. No.: **29/657,014**

(22) Filed: **Jul. 18, 2018**

(30) **Foreign Application Priority Data**

Jan. 19, 2018 (EM) 004672921

Jan. 19, 2018 (EM) 004672947

(51) **LOC (12) Cl.** **12-08**

(52) **U.S. Cl.**
USPC **D12/88**

(58) **Field of Classification Search**
USPC D12/86, 90-92, 88; D21/424, 433, 434,
D21/533; 296/181.1-181.5, 183.1
CPC B62D 25/00; B62D 25/06; B62D 33/00;
B62D 35/00

See application file for complete search history.

(56) **References Cited**

U.S. PATENT DOCUMENTS

D727,212 S * 4/2015 Menegon D12/92
D741,753 S * 10/2015 Perini D12/92
D745,439 S * 12/2015 Manzoni D12/92
D753,548 S * 4/2016 Gilles D12/92
D753,549 S * 4/2016 Manzoni D12/88

D755,674 S * 5/2016 Perini D12/92
D767,446 S * 9/2016 Stephenson D12/88
D768,035 S * 10/2016 Goto D12/88
D774,415 S * 12/2016 Menegon D12/88
D780,063 S * 2/2017 Stephenson D12/88
D781,747 S * 3/2017 Stephenson D12/88
D781,748 S * 3/2017 Manzoni D12/88
D781,749 S * 3/2017 Perini D12/88
D788,642 S * 6/2017 Manzoni D12/88
D801,227 S * 10/2017 Stephenson D12/88
D820,166 S * 6/2018 Borkert D12/92
D826,089 S * 8/2018 Lesnik D12/88
D830,902 S * 10/2018 Manzoni D12/88
D834,998 S * 12/2018 Manzoni D12/88
D837,097 S * 1/2019 Hawkins D12/88
D839,133 S * 1/2019 Hilton D12/88
D848,313 S * 5/2019 Kanki D12/88

* cited by examiner

Primary Examiner — Melody N Brown

(74) *Attorney, Agent, or Firm* — Cowan, Liebowitz & Latman, P.C.


(57) **CLAIM**

The ornamental design for a car, toy car replica and/or other replica, as shown and described.

DESCRIPTION

FIG. 1 is a front perspective view of a car, toy car replica and/or other replicas showing my design;
FIG. 2 is a rear perspective view thereof;
FIG. 3 is a front view thereof;
FIG. 4 is a rear view thereof;
FIG. 5 is a side view thereof, with the opposite side views being mirror images of one another; and,
FIG. 6 is a top plan view thereof.

1 Claim, 6 Drawing Sheets



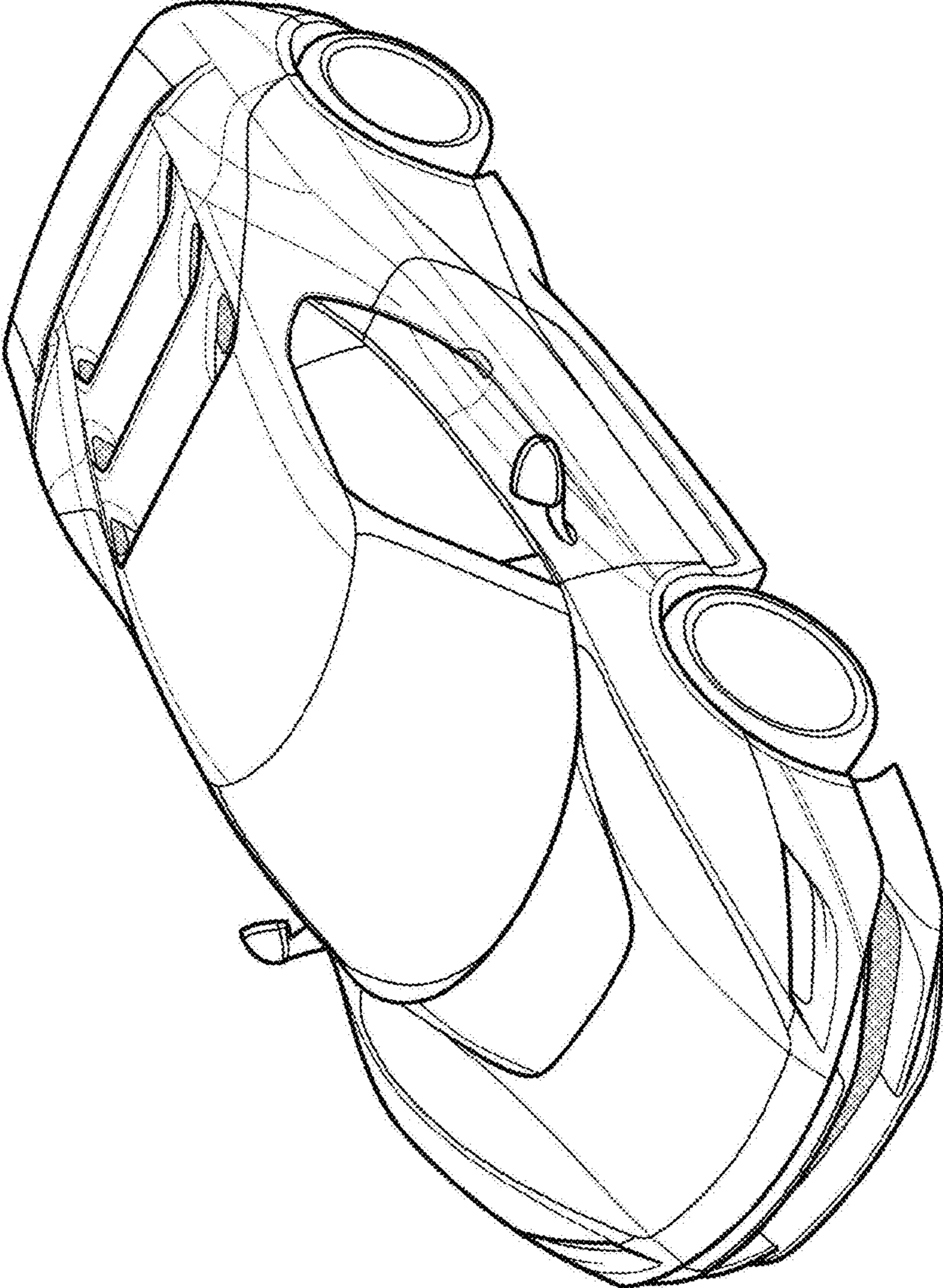


FIG. 1

FIG. 2

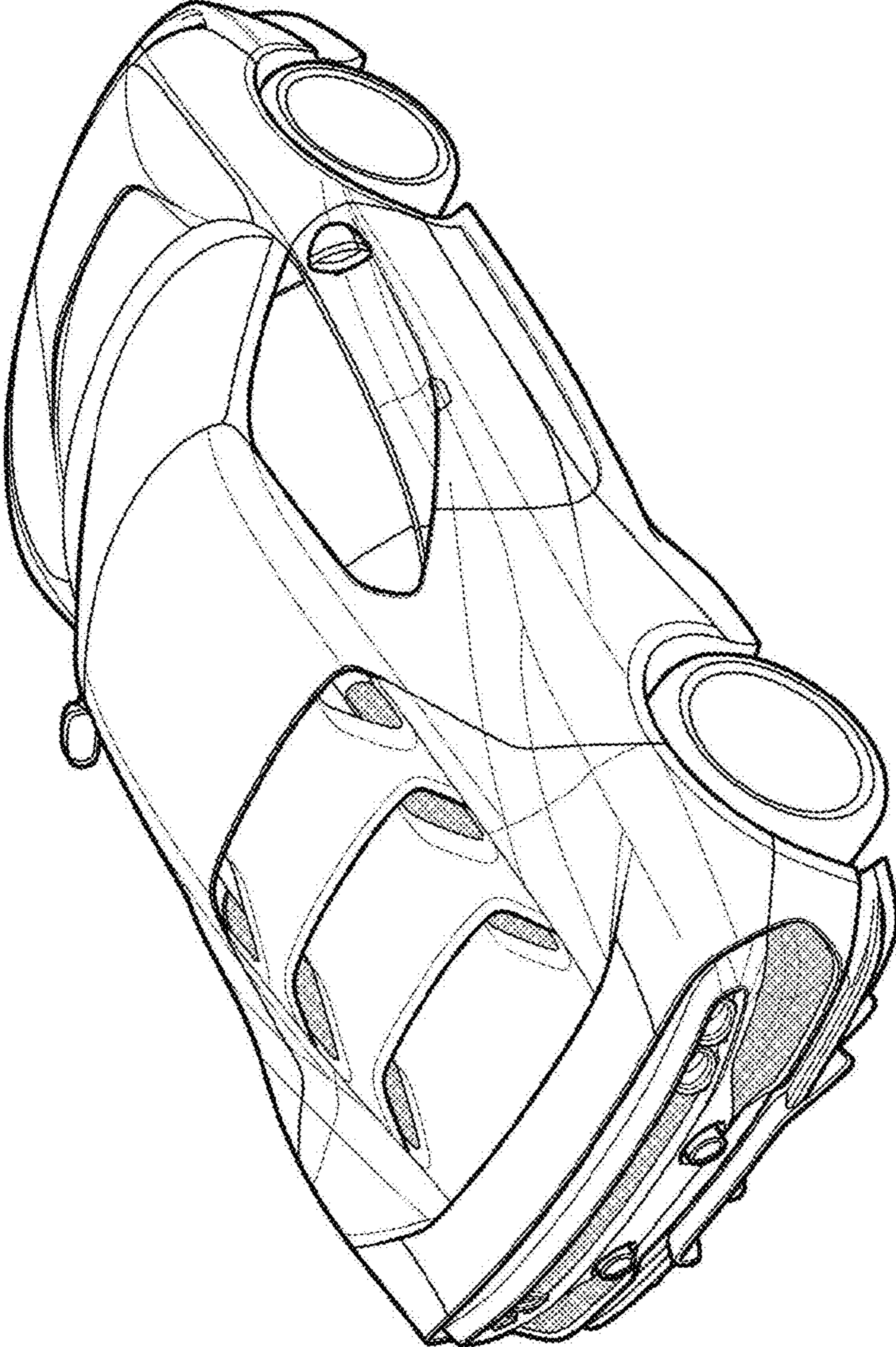


FIG. 3

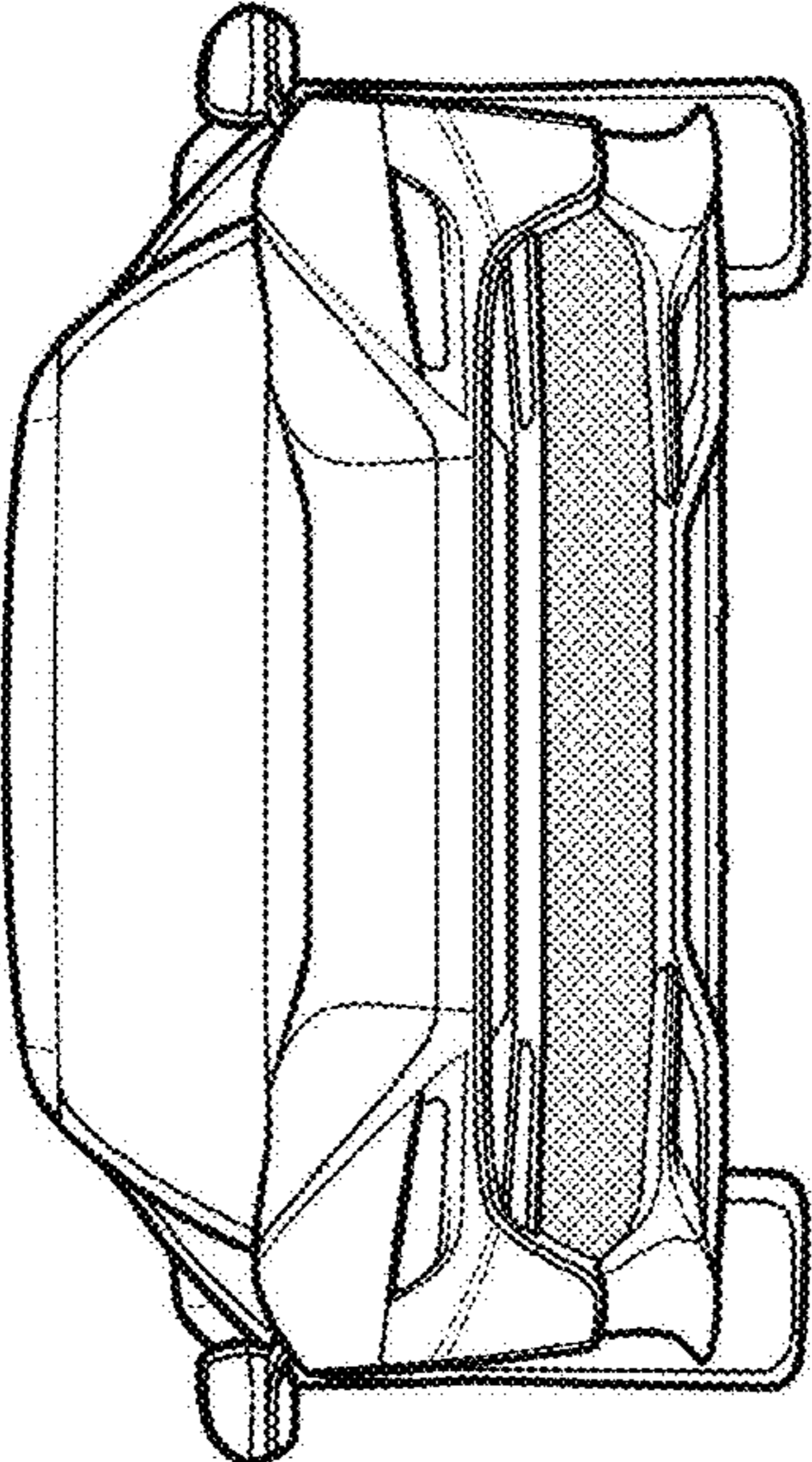


FIG. 4

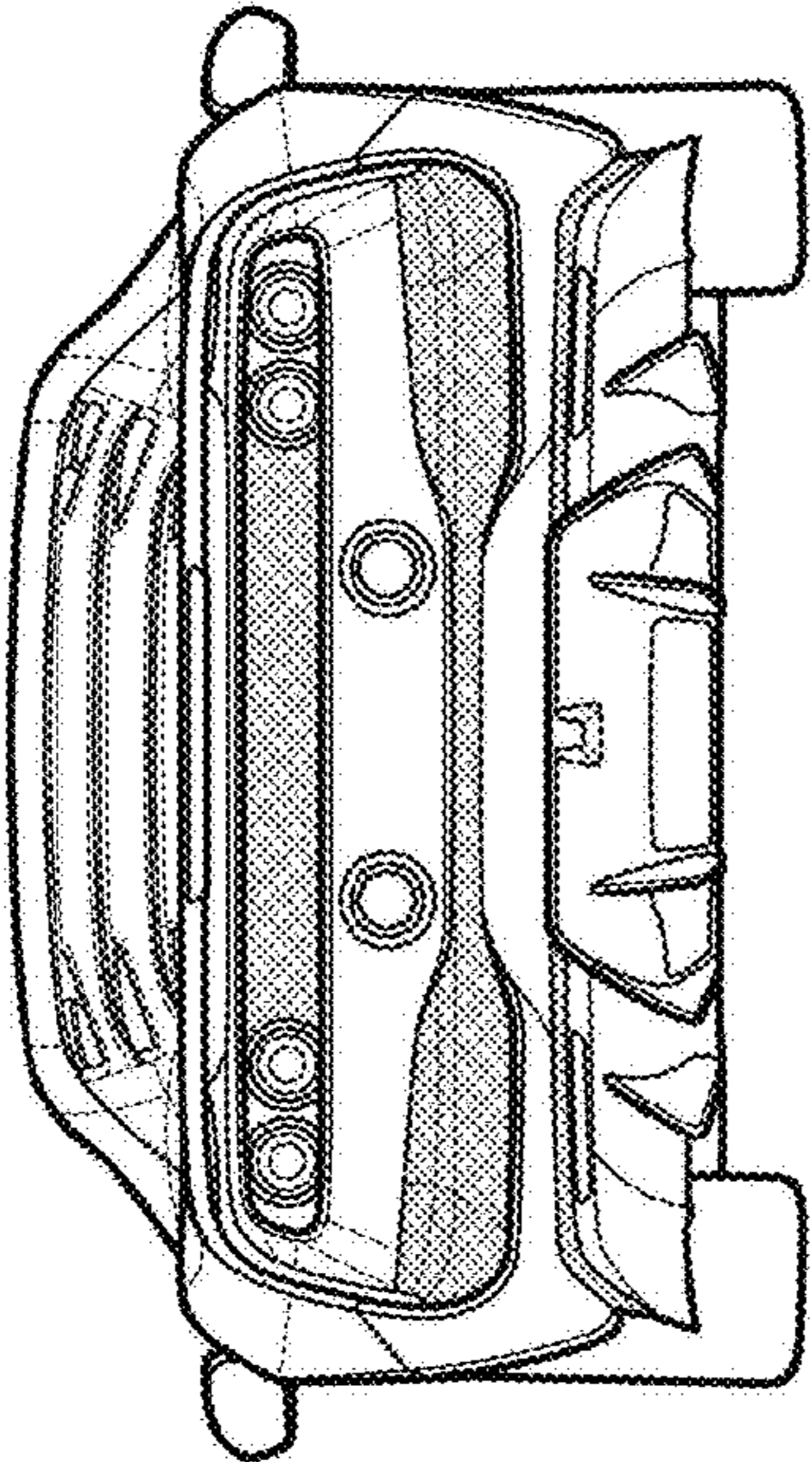


FIG. 5

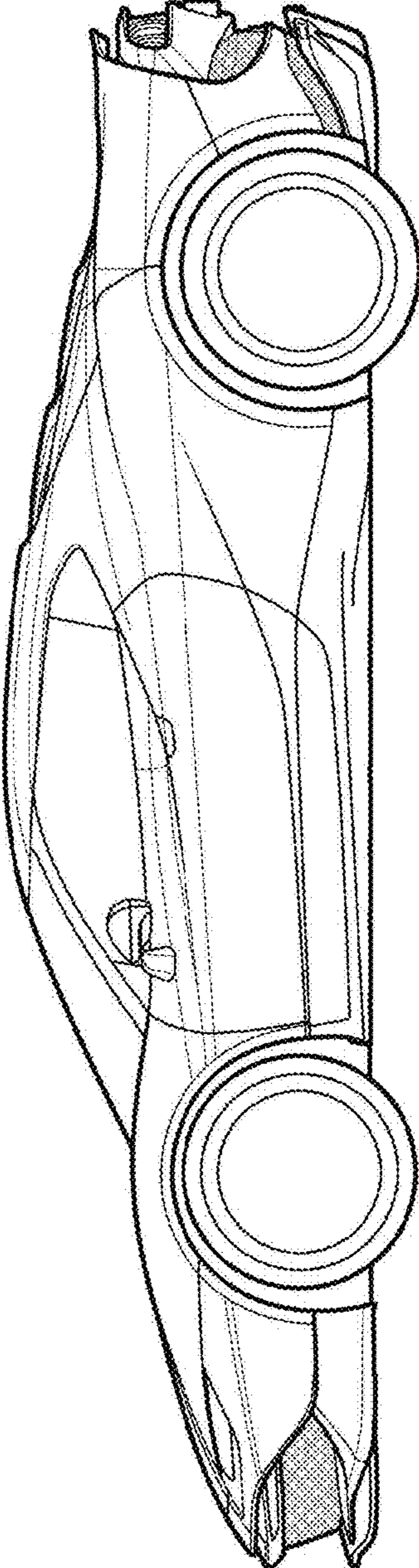


FIG. 6

