



US00D860854S

(12) **United States Design Patent**  
**Mehmetalioglu**

(10) **Patent No.:** **US D860,854 S**

(45) **Date of Patent:** **\*\* Sep. 24, 2019**

(54) **PLANT CULTIVATOR WITH STORAGE CABINET SET**

(71) Applicant: **Arcelik Anonim Sirketi**, Istanbul (TR)

(72) Inventor: **Mehmet Mehmetalioglu**, Tuzla Istanbul (TR)

(73) Assignee: **Arcelik Anonim Sirketi**, Istanbul (TR)

(\*\*) Term: **15 Years**

(21) Appl. No.: **29/597,737**

(22) Filed: **Mar. 20, 2017**

(30) **Foreign Application Priority Data**

Jan. 31, 2017 (EM) ..... 003733039-0001

(51) **LOC (12) Cl.** ..... **11-02**

(52) **U.S. Cl.**  
USPC ..... **D11/145**

(58) **Field of Classification Search**  
USPC ..... D11/143, 144, 145, 155; D6/657, 659, D6/660, 672  
CPC ..... A01K 63/003; A01G 9/14; B65D 85/52  
See application file for complete search history.

(56) **References Cited**

**U.S. PATENT DOCUMENTS**

D204,195 S \* 3/1966 Rawson ..... D14/302  
D242,058 S \* 10/1976 Hunter ..... D25/35  
D293,524 S \* 1/1988 Miller ..... D6/657  
D298,194 S \* 10/1988 De Prins ..... D6/660  
D309,122 S \* 7/1990 Biemolt ..... D11/145  
D373,692 S \* 9/1996 Staeger ..... D6/660  
5,937,666 A \* 8/1999 Trulaske, Sr. .... A47F 3/001  
362/125  
D440,078 S \* 4/2001 Carrabba ..... D6/675.1

D502,339 S \* 3/2005 O'Hare ..... D6/660  
D613,314 S \* 4/2010 Staud ..... D15/81  
D684,890 S \* 6/2013 Zahmel ..... D11/145  
D704,982 S \* 5/2014 Gates ..... D7/332  
D733,466 S \* 7/2015 Schmitt ..... D6/660  
D815,977 S \* 4/2018 Hollis ..... D11/145  
2008/0168621 A1 \* 7/2008 Lin ..... E05D 11/1064  
16/252  
2009/0244884 A1 \* 10/2009 Trulaske, Sr. .... A47F 3/001  
362/94  
2017/0347547 A1 \* 12/2017 Lu ..... A01G 31/02  
2018/0192791 A1 \* 7/2018 Miller ..... F25D 23/04

\* cited by examiner

*Primary Examiner* — Karen S Acker

*Assistant Examiner* — Steven B Reinholdt, Jr.

(74) *Attorney, Agent, or Firm* — Fox Rothschild LLP

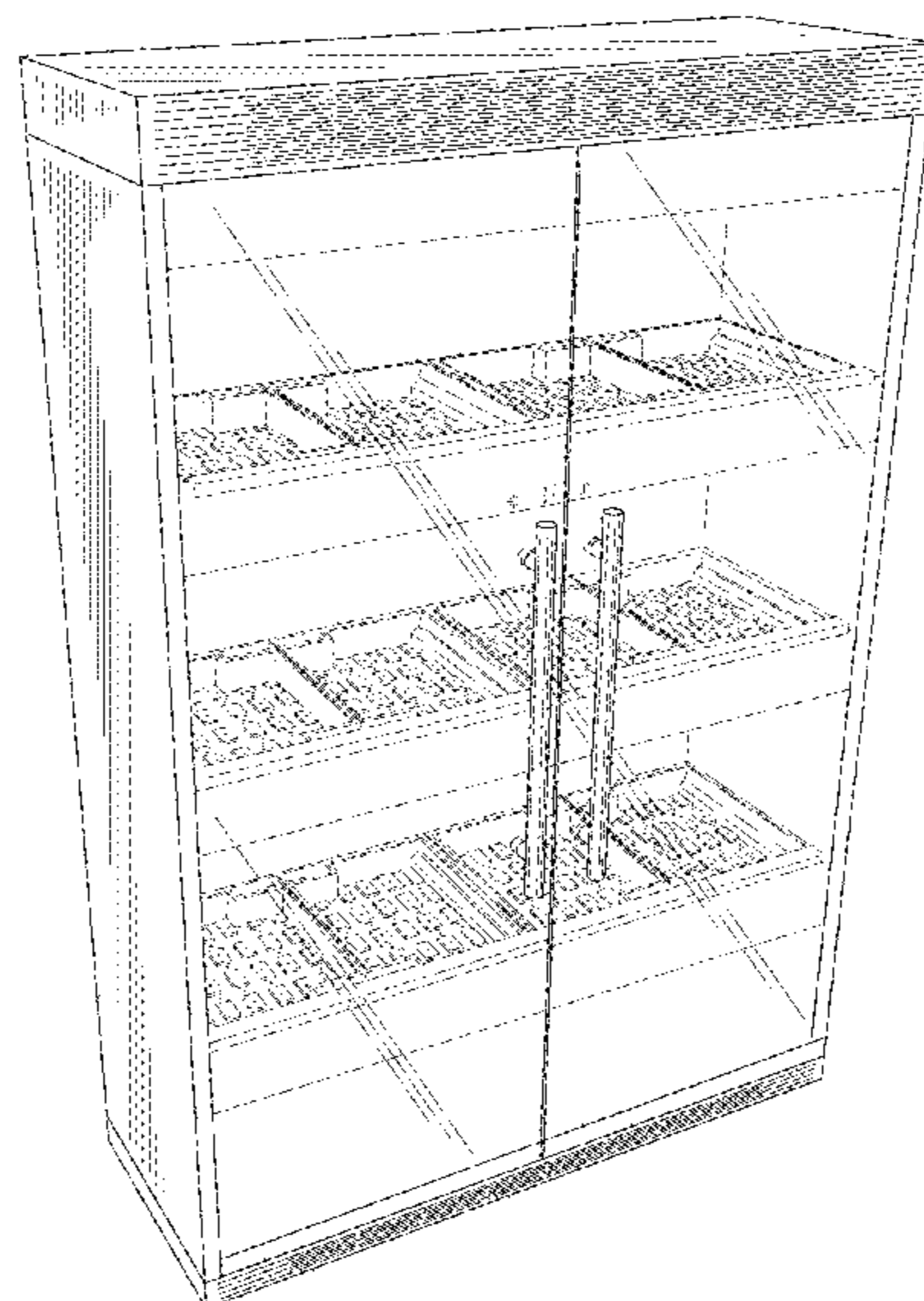
(57) **CLAIM**

The ornamental design for a plant cultivator with storage cabinet set, as shown and described.

**DESCRIPTION**

FIG. 1 is a front view of the plant cultivator with storage cabinet set according to my new design.  
FIG. 2 is a front-right perspective view thereof;  
FIG. 3 is a top-left perspective view thereof;  
FIG. 4 is a top plan view thereof, of which the bottom plan view is a mirror image thereto;  
FIG. 5 is a left side view thereof, of which the right side view is a mirror image thereto;  
FIG. 6 is a rear view thereof; and,  
FIG. 7 is a rear perspective view thereof.  
The broken lines depict portions of the plant cultivator with storage cabinet set that form no part of the claim. The dot dash dot broken lines depict the boundaries of the claim and form no part thereof.

**1 Claim, 7 Drawing Sheets**



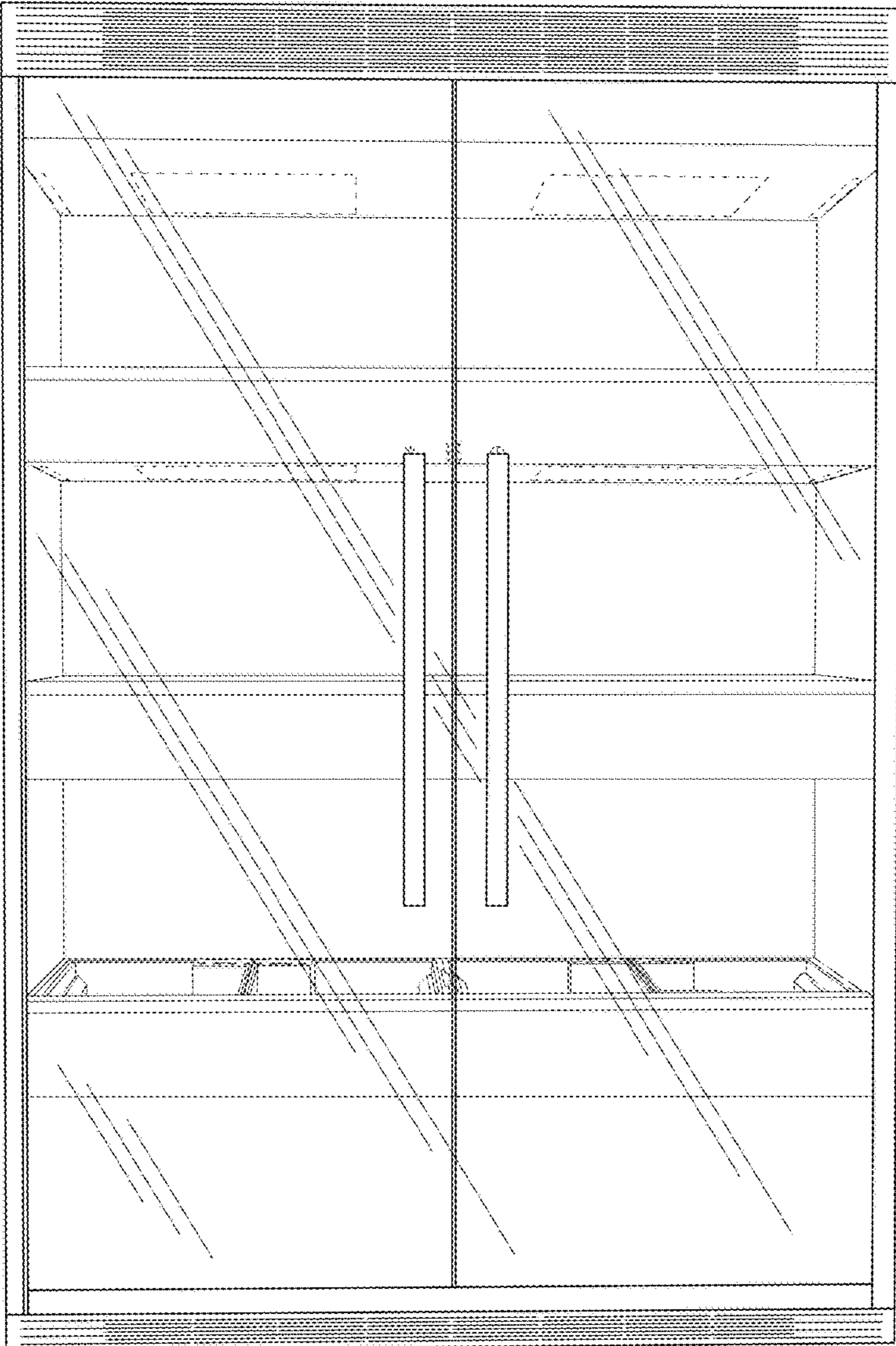


FIG. 1

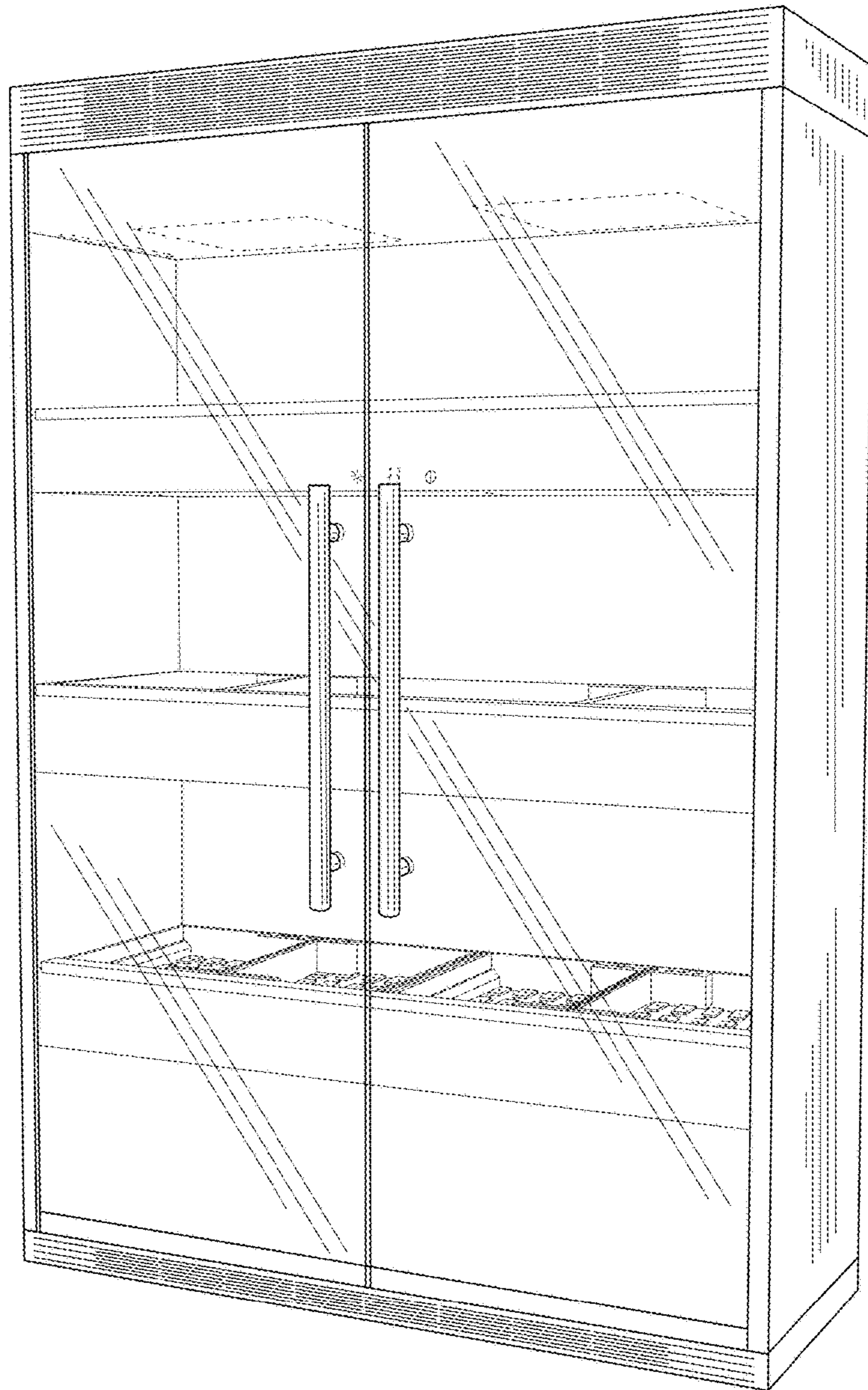


FIG. 2

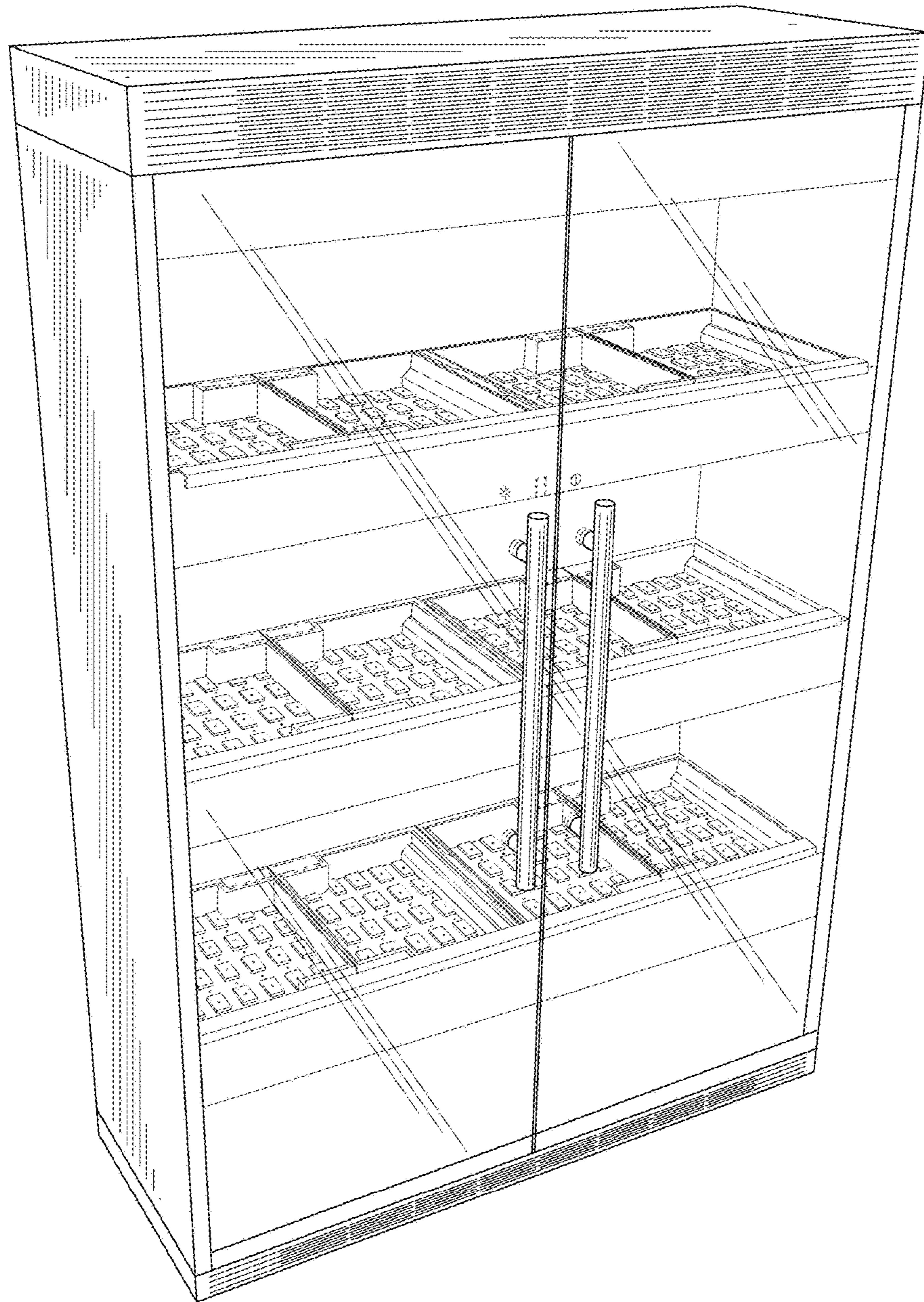


FIG. 3

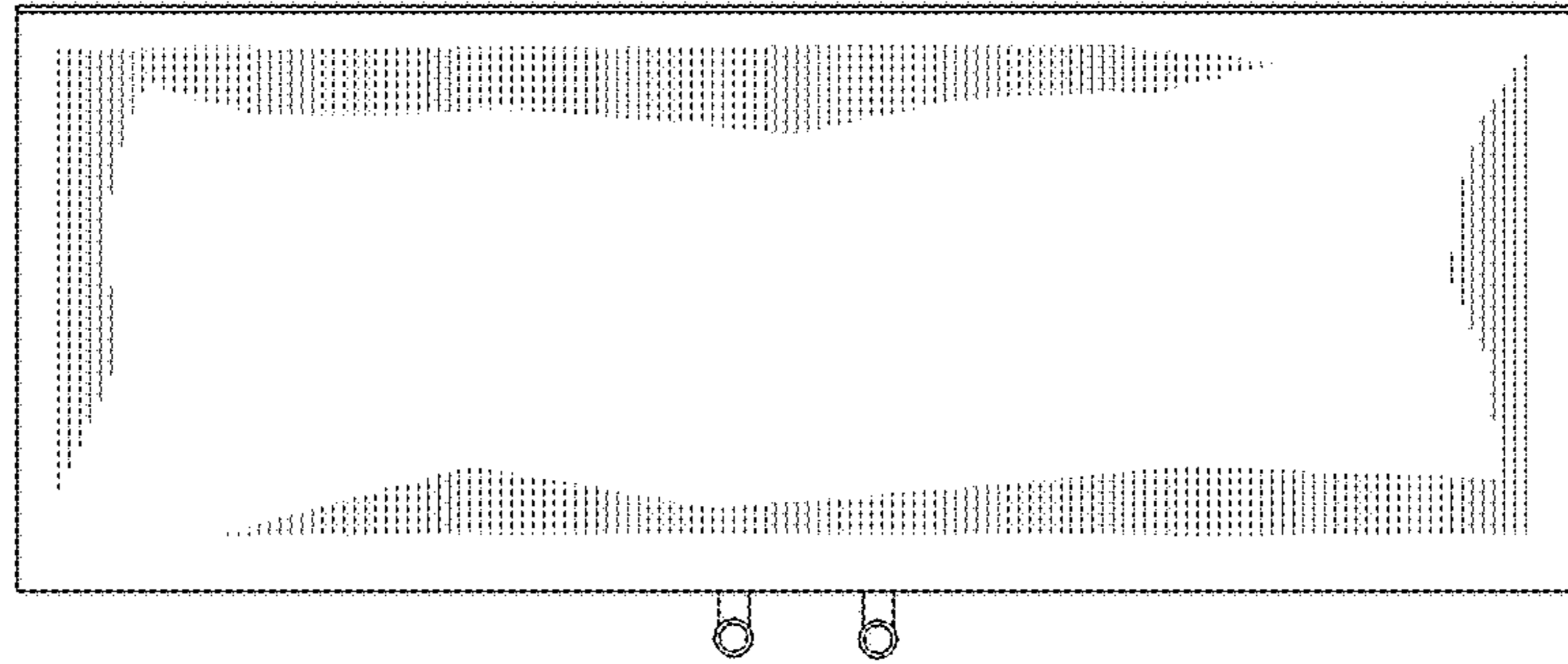


FIG. 4

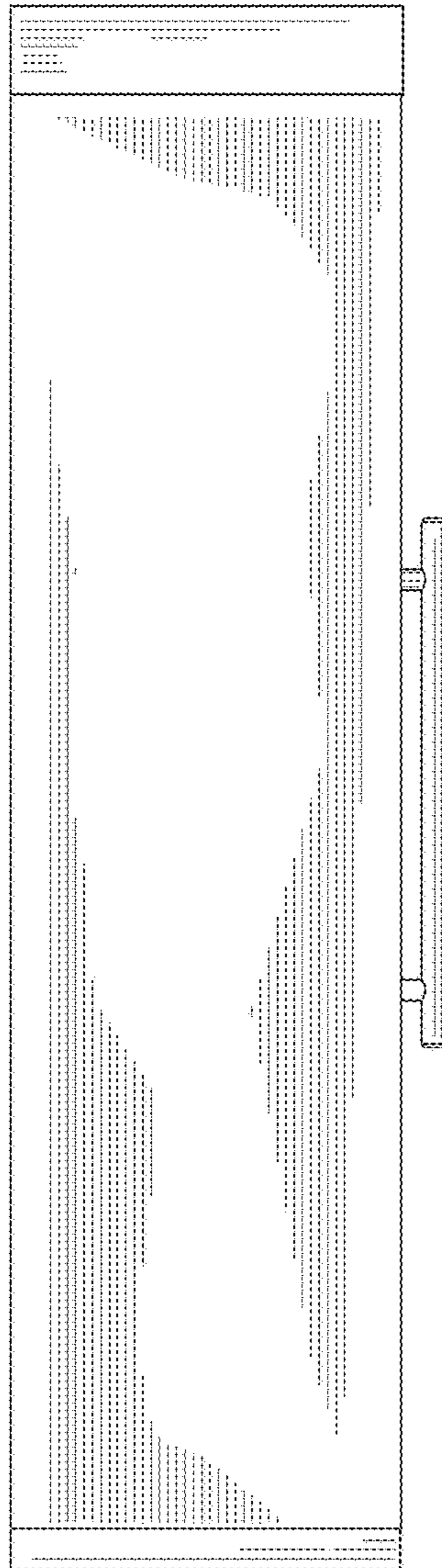


FIG. 5

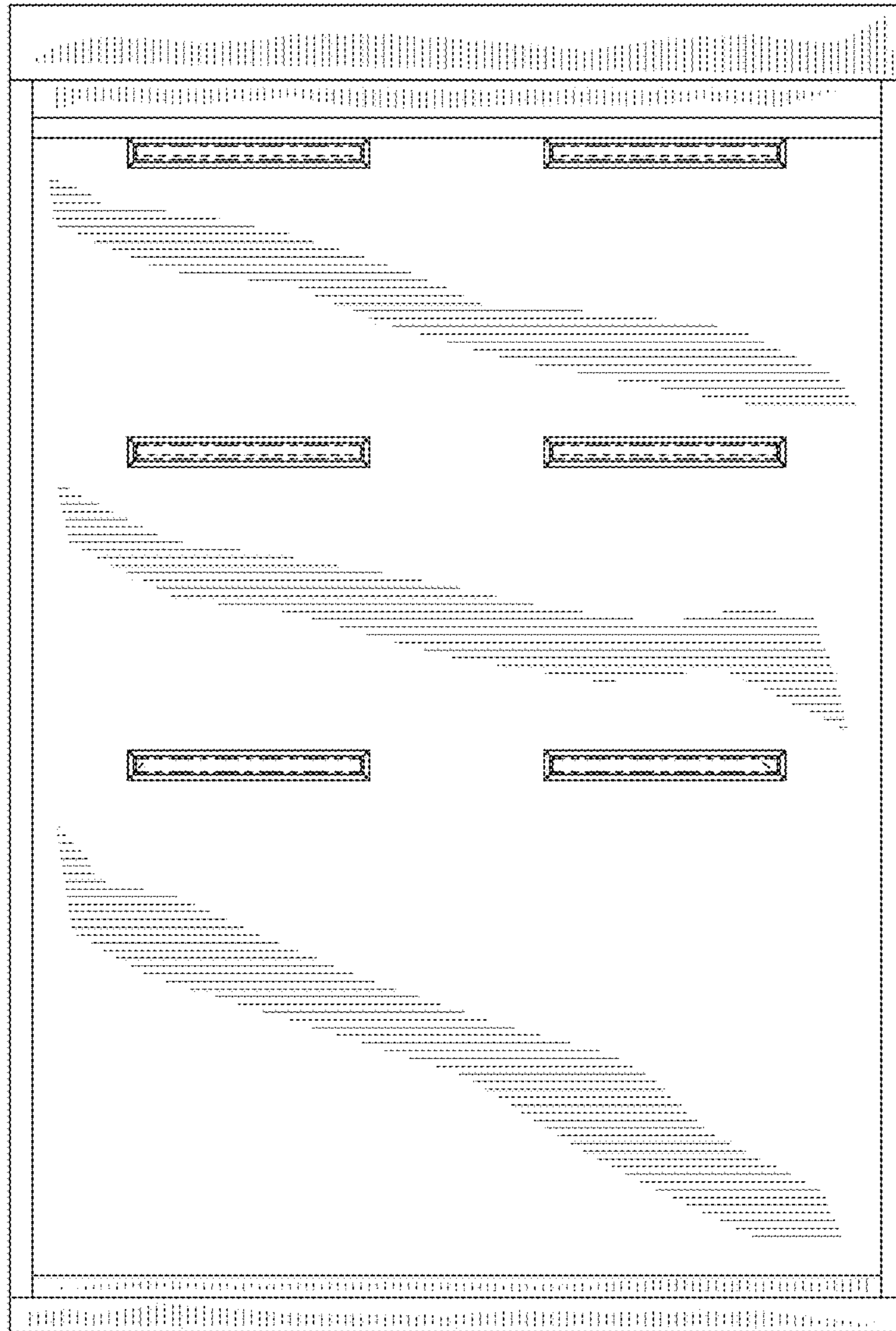


FIG. 6

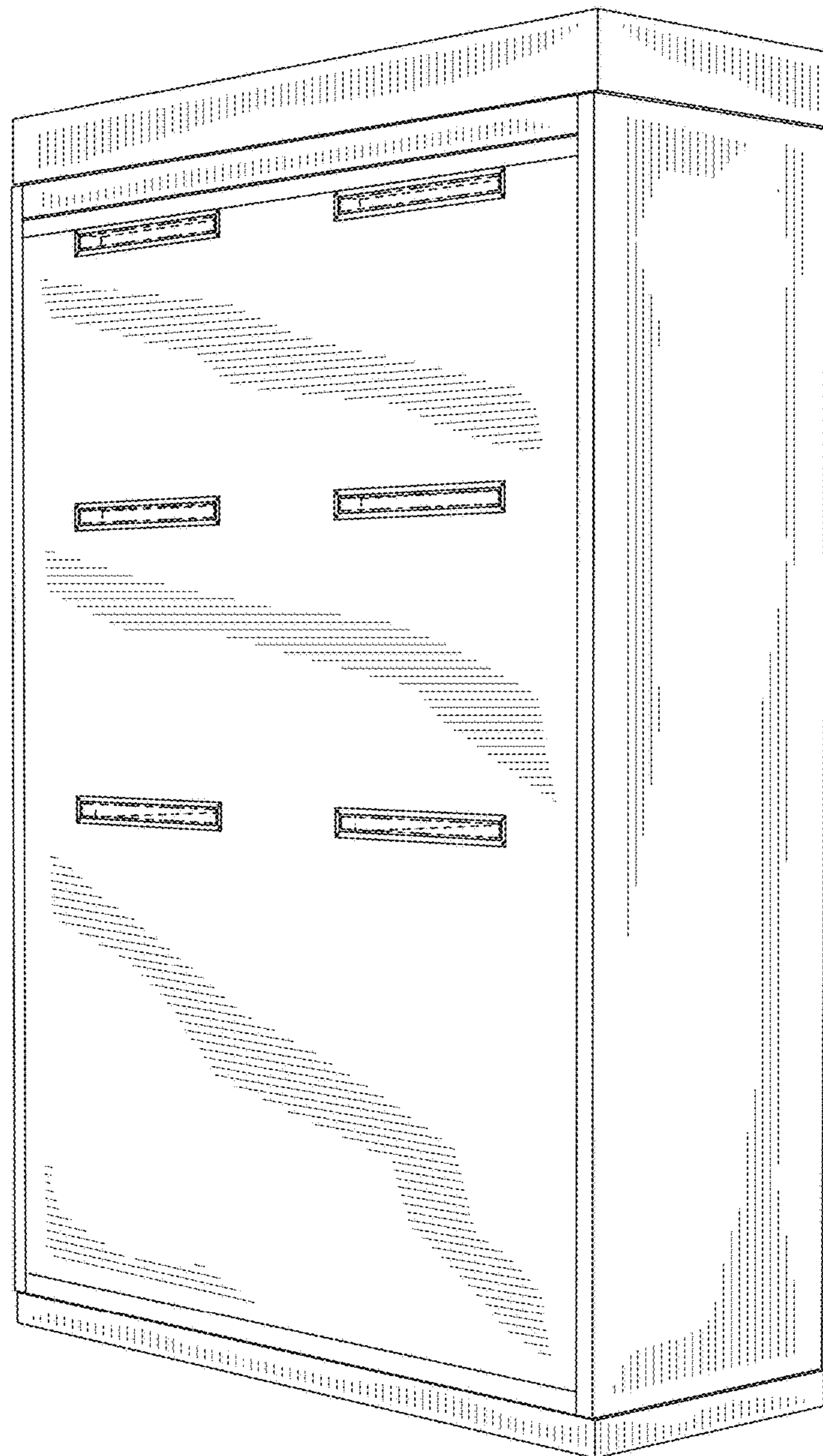


FIG. 7