



US00D860853S

(12) **United States Design Patent**
Jung

(10) **Patent No.:** **US D860,853 S**

(45) **Date of Patent:** **** Sep. 24, 2019**

(54) **PENDANT FOR BRACELET**

(71) Applicant: **Baekgyu Jung**, Seoul (KR)

(72) Inventor: **Baekgyu Jung**, Seoul (KR)

(**) Term: **15 Years**

(21) Appl. No.: **29/643,688**

(22) Filed: **Apr. 11, 2018**

(30) **Foreign Application Priority Data**

Oct. 13, 2017 (KR) 30-2017-0047532

(51) **LOC (12) Cl.** **11-01**

(52) **U.S. Cl.**
USPC **D11/86**

(58) **Field of Classification Search**

USPC D11/1-25, 86, 93, 94, 30-32, 38-39
CPC A44C 5/00; A44C 5/0007; A44C 5/14;
A44C 5/142; A44C 5/185; A44C 5/2057;
A44C 5/2071; A44C 5/2076

See application file for complete search history.

(56) **References Cited**

U.S. PATENT DOCUMENTS

D751,455 S * 3/2016 Bogetti D11/96
D787,954 S * 5/2017 Morimoto D10/30

D789,808 S * 6/2017 Kimura D10/30
D795,708 S * 8/2017 Monachon D10/30
D800,578 S * 10/2017 Behling D10/30
D801,832 S * 11/2017 White D10/30
D804,966 S * 12/2017 Inoue D10/30
D808,386 S * 1/2018 Matsuda D14/344
D815,547 S * 4/2018 Plange D10/30

* cited by examiner

Primary Examiner — Zenia I Bennett

(74) *Attorney, Agent, or Firm* — Revolution IP, PLLC

(57) **CLAIM**

The ornamental design for a pendant for bracelet, as shown and described.

DESCRIPTION

FIG. 1 is a front perspective view of pendant for bracelet showing claimed design;
FIG. 2 is a front view thereof;
FIG. 3 is a rear view thereof;
FIG. 4 is a left side view thereof;
FIG. 5 is a right side view thereof;
FIG. 6 is a top view thereof; and,
FIG. 7 is a bottom view thereof.

1 Claim, 4 Drawing Sheets




FIG. 1




FIG. 2

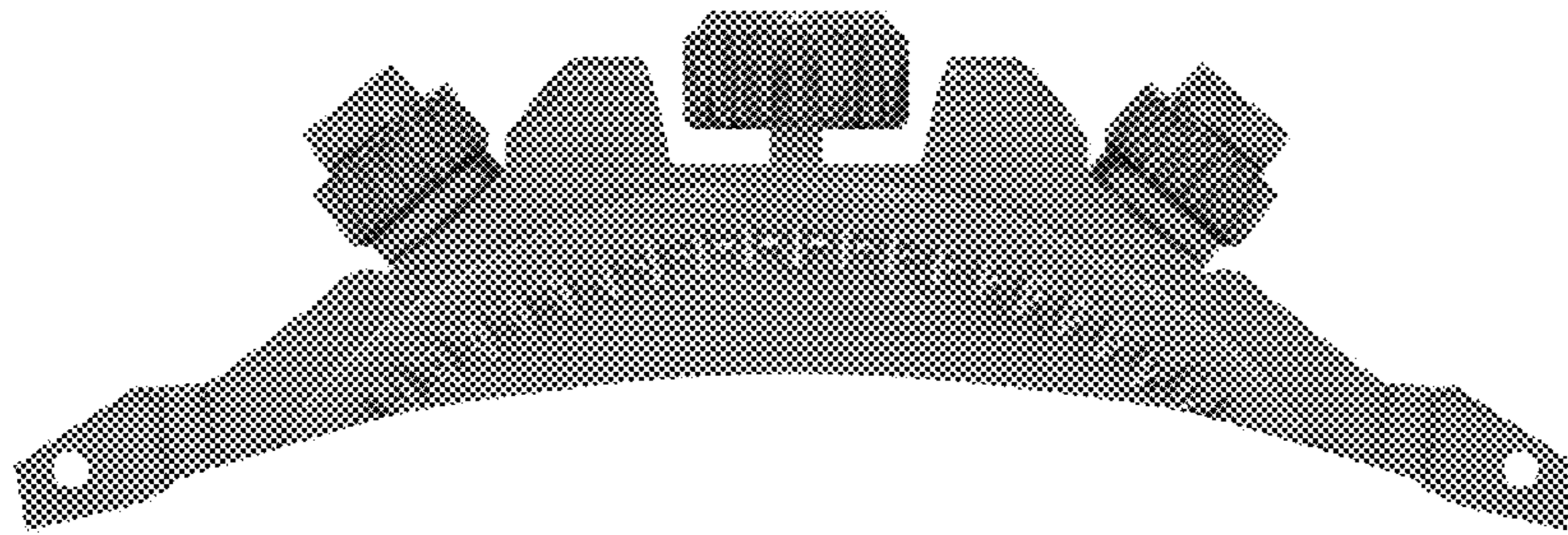


FIG. 3

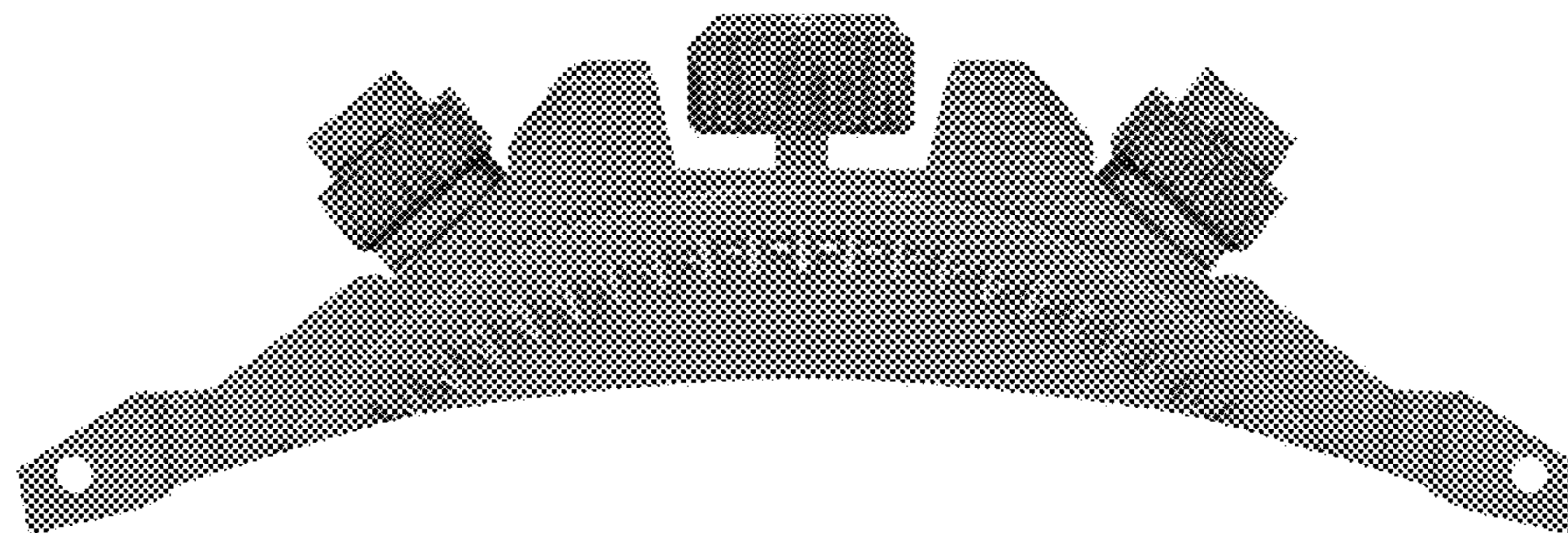


FIG. 4




FIG. 5




FIG. 6




FIG. 7

