



US00D860851S

(12) **United States Design Patent** (10) **Patent No.:** **US D860,851 S**  
**Bove** (45) **Date of Patent:** **\*\* Sep. 24, 2019**

(54) **WATCH DIAL**  
(71) Applicant: **BREITLING SA**, Grenchen (CH)  
(72) Inventor: **Guy Bove**, Geneva (CH)  
(\*\*) Term: **15 Years**  
(21) Appl. No.: **35/505,688**  
(22) Filed: **Mar. 21, 2018**  
(80) **Hague Agreement Data**  
Int. Filing Date: **Mar. 21, 2018**  
Int. Reg. No.: **DM/100486**  
Int. Reg. Date: **Mar. 21, 2018**  
Int. Reg. Pub. Date: **Sep. 21, 2018**  
(51) **LOC (12) Cl.** ..... **10-07**  
(52) **U.S. Cl.**  
USPC ..... **D10/126**  
CPC ..... **A45C 11/10** (2013.01)  
(58) **Field of Classification Search**  
USPC ..... D10/1, 2, 10, 30-39, 98, 99, 122-128,  
D10/132; D11/3; D14/344; D24/167,  
D24/186  
CPC ..... G04C 19/00; G04C 19/02; G04B 19/00;  
G04B 19/025; G04B 19/08; G04B  
19/048; G04B 19/04; G04B 19/046;  
G04B 19/06; G04B 19/065; G04B  
19/082; G04B 19/085; G04B 19/087;  
G04B 19/10; G04B 19/103; G04B  
19/106; G04B 47/042; G04B 19/12;  
G04B 19/18; G04B 19/223; G04B 19/23;  
G04B 19/24; G04B 19/241; G04B  
19/243; G04D 3/04; A41D 19/0027;  
A45C 11/10  
See application file for complete search history.

(56) **References Cited**  
U.S. PATENT DOCUMENTS  
D445,343 S \* 7/2001 Schneider ..... D10/30  
D562,704 S \* 2/2008 Lalo ..... D10/32

D563,802 S \* 3/2008 Loth ..... D10/39  
D565,431 S \* 4/2008 Hatt ..... D10/38  
D565,987 S \* 4/2008 Krieger ..... D10/126  
D566,581 S \* 4/2008 Giannini ..... D10/32  
D568,178 S \* 5/2008 Giannini ..... D10/32  
D571,230 S \* 6/2008 Krieger ..... D10/39  
D574,733 S \* 8/2008 Blair ..... D10/32  
D582,792 S \* 12/2008 Lalo ..... D10/38  
D586,668 S \* 2/2009 Dias ..... D10/38  
D589,378 S \* 3/2009 Takahashi ..... D10/32  
D605,533 S \* 12/2009 Schoepfer ..... D10/38  
D609,583 S \* 2/2010 Lalo ..... D10/32  
D609,584 S \* 2/2010 Lalo ..... D10/32  
D609,587 S \* 2/2010 Lalo ..... D10/38  
D666,924 S \* 9/2012 Ahlstrom ..... D10/32  
D666,925 S \* 9/2012 Ahlstrom ..... D10/32  
D672,664 S \* 12/2012 Monachon ..... D10/32  
D682,713 S \* 5/2013 Vaptzarof ..... D10/39  
D720,240 S \* 12/2014 Takahashi ..... D10/39  
D731,327 S \* 6/2015 Schoepfer ..... D10/39  
D732,981 S \* 6/2015 Waecker ..... D10/38  
D740,695 S \* 10/2015 Waecker ..... D10/38  
D784,829 S \* 4/2017 Kita ..... D10/38  
D793,871 S \* 8/2017 Lasserre ..... D10/30  
D817,194 S \* 5/2018 Monachon ..... D10/39  
D828,185 S \* 9/2018 Savolainen ..... D10/38  
D836,008 S \* 12/2018 Schoepfer ..... D10/39  
D848,865 S \* 5/2019 Behling ..... D10/32

(Continued)

Primary Examiner — Richard E Chilcot

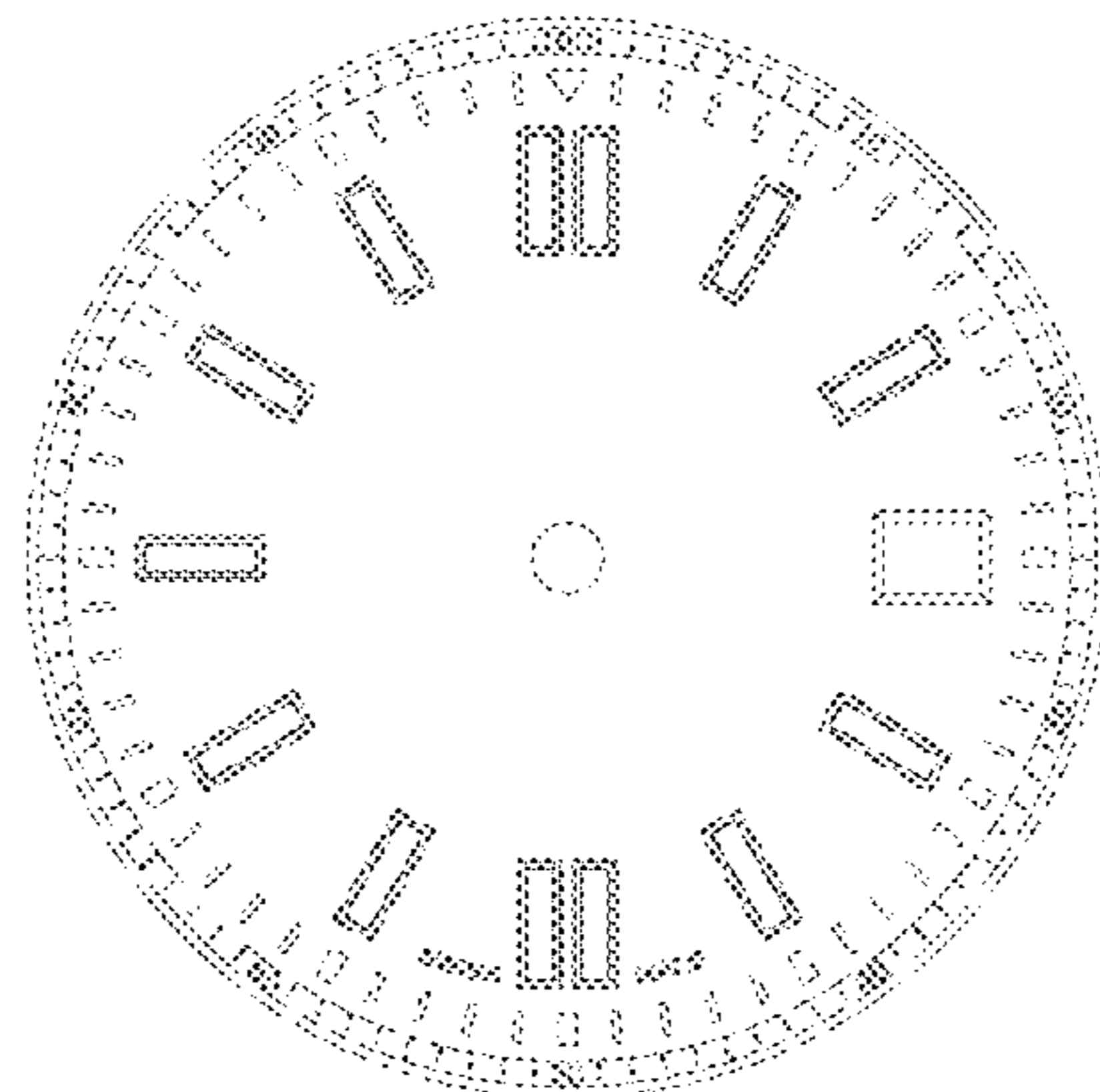
(57) **CLAIM**

The ornamental design for watch dial, as shown and described.

**DESCRIPTION**

1. Watch dial  
FIG. 1.1 is a top view of a watch dial according to the present invention;  
FIG. 1.2 is a bottom view;  
FIG. 1.3 is a right side view;  
FIG. 1.4 is a left side view;  
FIG. 1.5 is a front view;  
FIG. 1.6 is a rear view; and,  
FIG. 1.7 is a perspective view.

**1 Claim, 7 Drawing Sheets**



(56)

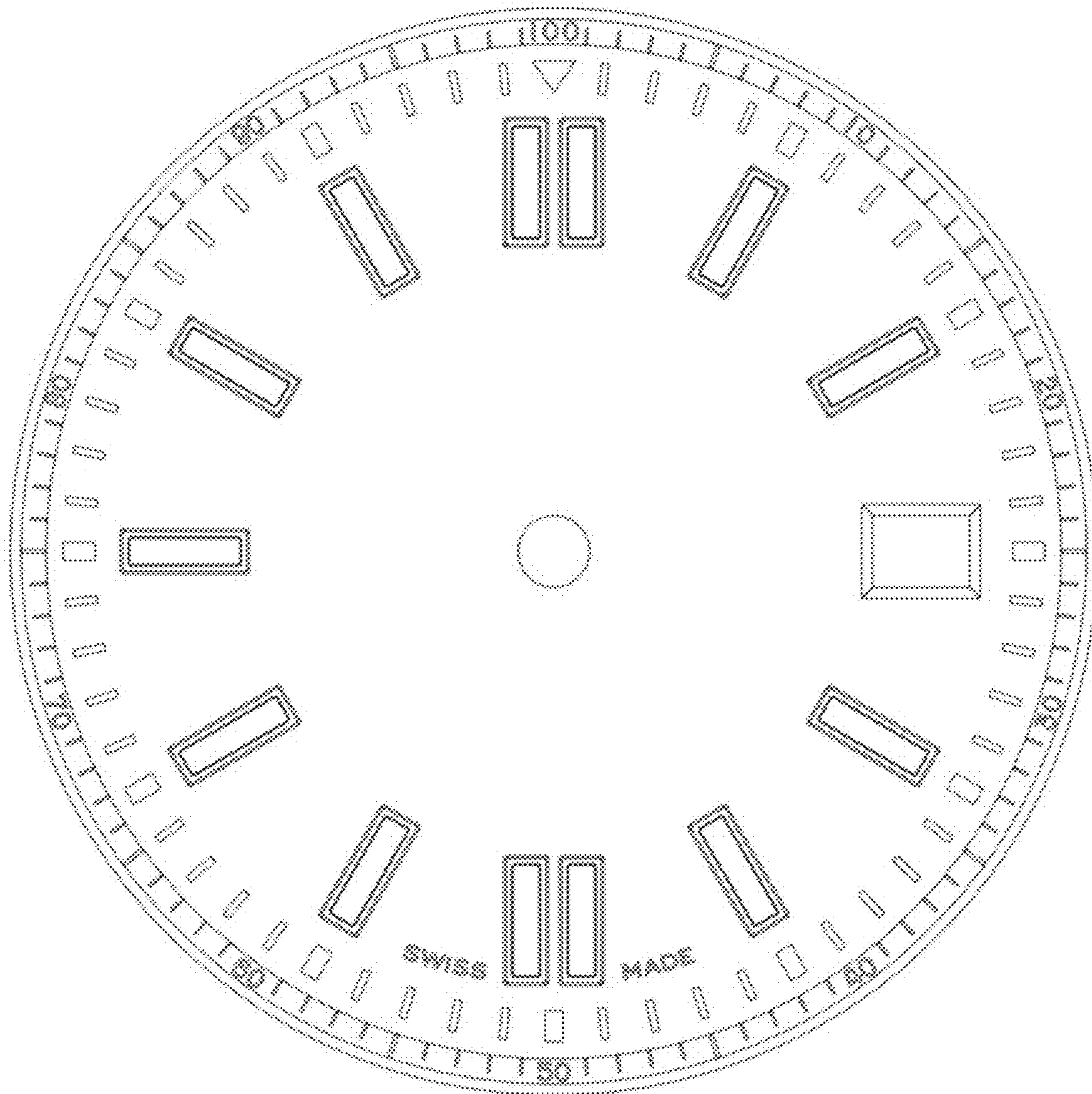
**References Cited**

U.S. PATENT DOCUMENTS

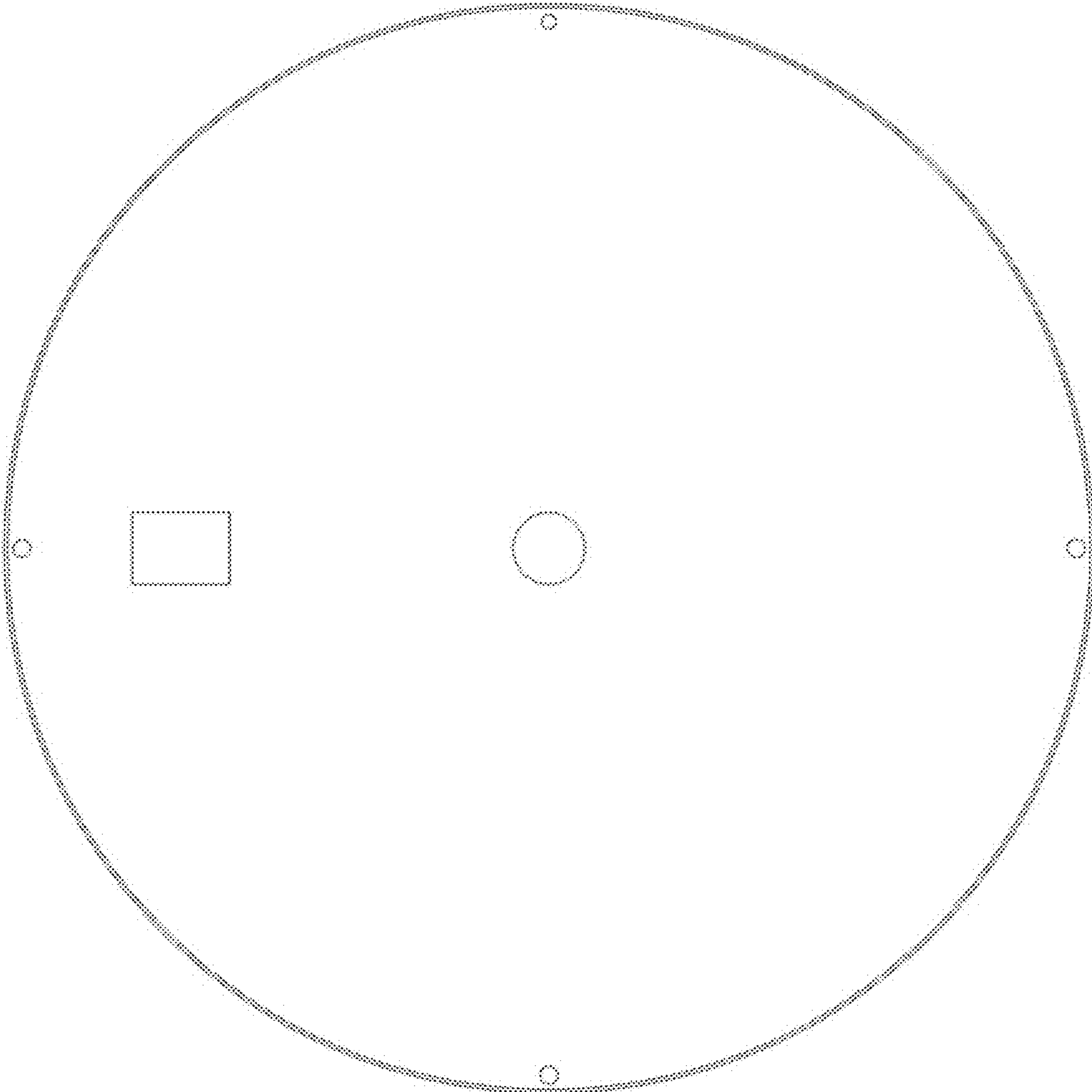
D850,292 S	*	6/2019	Dicks .....	D10/30
D850,295 S	*	6/2019	Behling .....	D10/39
D850,936 S	*	6/2019	Behling .....	D10/32

\* cited by examiner


1.1




1.2




**1.3**



**1.4**



1.5



1.6





1.7

