



US00D860836S

(12) **United States Design Patent**  
**De Castro**

(10) **Patent No.:** **US D860,836 S**

(45) **Date of Patent:** **\*\* Sep. 24, 2019**

(54) **BRA FITTING TAPE**

(71) Applicant: **Retail Royalty Company**, Las Vegas, NV (US)

(72) Inventor: **Aurora De Castro**, Bayonne, NJ (US)

(73) Assignee: **Retail Royalty Company**, Las Vegas, NV (US)

(\*\*) Term: **15 Years**

(21) Appl. No.: **29/656,993**

(22) Filed: **Jul. 18, 2018**

(51) **LOC (12) Cl.** ..... **10-04**

(52) **U.S. Cl.**  
USPC ..... **D10/71**

(58) **Field of Classification Search**  
USPC ..... D10/71, 72, 74

(Continued)

(56) **References Cited**

**U.S. PATENT DOCUMENTS**

2,575,343 A 11/1951 Heiman  
6,272,761 B1 8/2001 Pechter

(Continued)

**OTHER PUBLICATIONS**

Jockey RealFit Kit, posting date not given, online [retrieved from the Internet on Jul. 18, 2018], Available from Internet, URL: <https://www.jockey.ca/catalog/product/jockey-bralt-kit>.

*Primary Examiner* — Antoine Duval Davis

(74) *Attorney, Agent, or Firm* — Wood, Herron & Evans, L.L.P.

(57) **CLAIM**

The ornamental design for a bra fitting tape, as shown and described.

**DESCRIPTION**

The present application file patent or application file contains at least one drawing executed in color. Copies of this

patent or patent application publication with color drawing(s) will be provided by the Office upon request and payment of the necessary fee.

FIG. 1 is a top view of my/our new bra fitting tape;

FIG. 2 is a bottom view thereof;

FIG. 3 is a front view of the thereof, the rear view being an identical image thereof;

FIG. 4 is side view thereof, the other side being an identical image thereof;

FIG. 5 is an enlarged view of FIG. 2 (for purpose of better showing) of the present invention;

FIG. 6 is a top view of an alternative embodiment of the new bra fitting tape;

FIG. 7 is a bottom view thereof;

FIG. 8 is a front view thereof, the rear view being an identical image thereof;

FIG. 9 is side view thereof, the other side being an identical image thereof;

FIG. 10 is an enlarged view of FIG. 7 (for purpose of better showing) of the present invention;

FIG. 11 is a top view of a second alternative embodiment of the bra fitting tape;

FIG. 12 is a bottom view thereof;

FIG. 13 is a front view thereof, the rear view being an identical image thereof;

FIG. 14 is side view thereof, the other side being an identical image thereof; and,

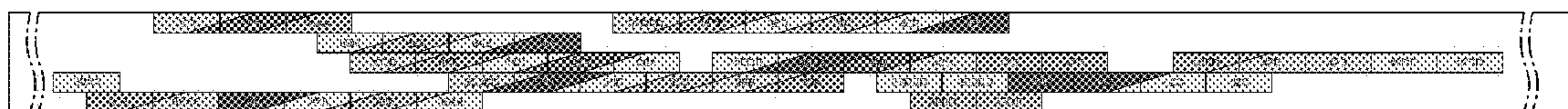

FIG. 15 is an enlarged view of FIG. 12 (for purpose of better showing) of the present invention.

Any elements shown in broken lines, dash lines and/or dash-dot lines illustrate non-claimed environmental aspects of the invention only, and these portions form no part of the claimed invention. The broken-line showing of numerals is for environmental purposes only and forms no part of the claimed design.

The greyscale surface shading in FIGS. 11-12 represent a contrast of appearance;

The pairs of closely adjacent, spaced jagged broken lines in the drawings of FIGS. 1-3, 5-8, 10-13 and 15 form no part of the claimed design and the article is shown with a

(Continued)



symbolic break in its length and width. The appearance of any portion of the article between the break lines forms no part of the claimed design.

**1 Claim, 6 Drawing Sheets  
(4 of 6 Drawing Sheet(s) Filed in Color)**

(58) **Field of Classification Search**  
CPC ..... A41C 1/00; G01B 3/02; G01B 3/1082  
See application file for complete search history.

(56) **References Cited**

U.S. PATENT DOCUMENTS

6,276,069	B1	8/2001	Chadwick et al.	
6,467,180	B1	10/2002	Chan	
D612,273	S *	3/2010	Eras .....	G01B 3/004 D10/71
8,832,955	B2 *	9/2014	Petter .....	A41H 1/02 33/512
9,568,296	B2	2/2017	Moore	
10,238,317	B2 *	3/2019	Abdel-Rahman ....	A61B 5/1075
2013/0074353	A1	3/2013	Petter et al.	

\* cited by examiner

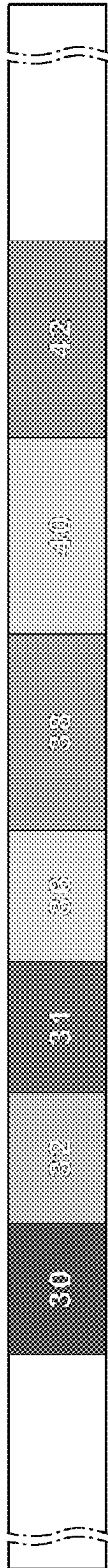


FIG. 1

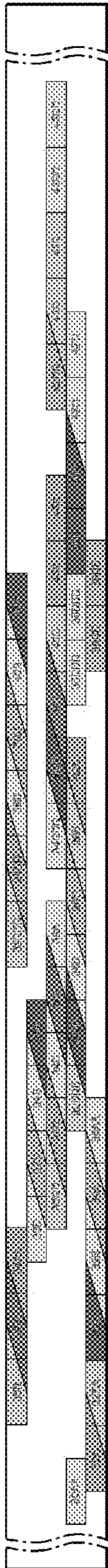


FIG. 2




FIG. 3



FIG. 4



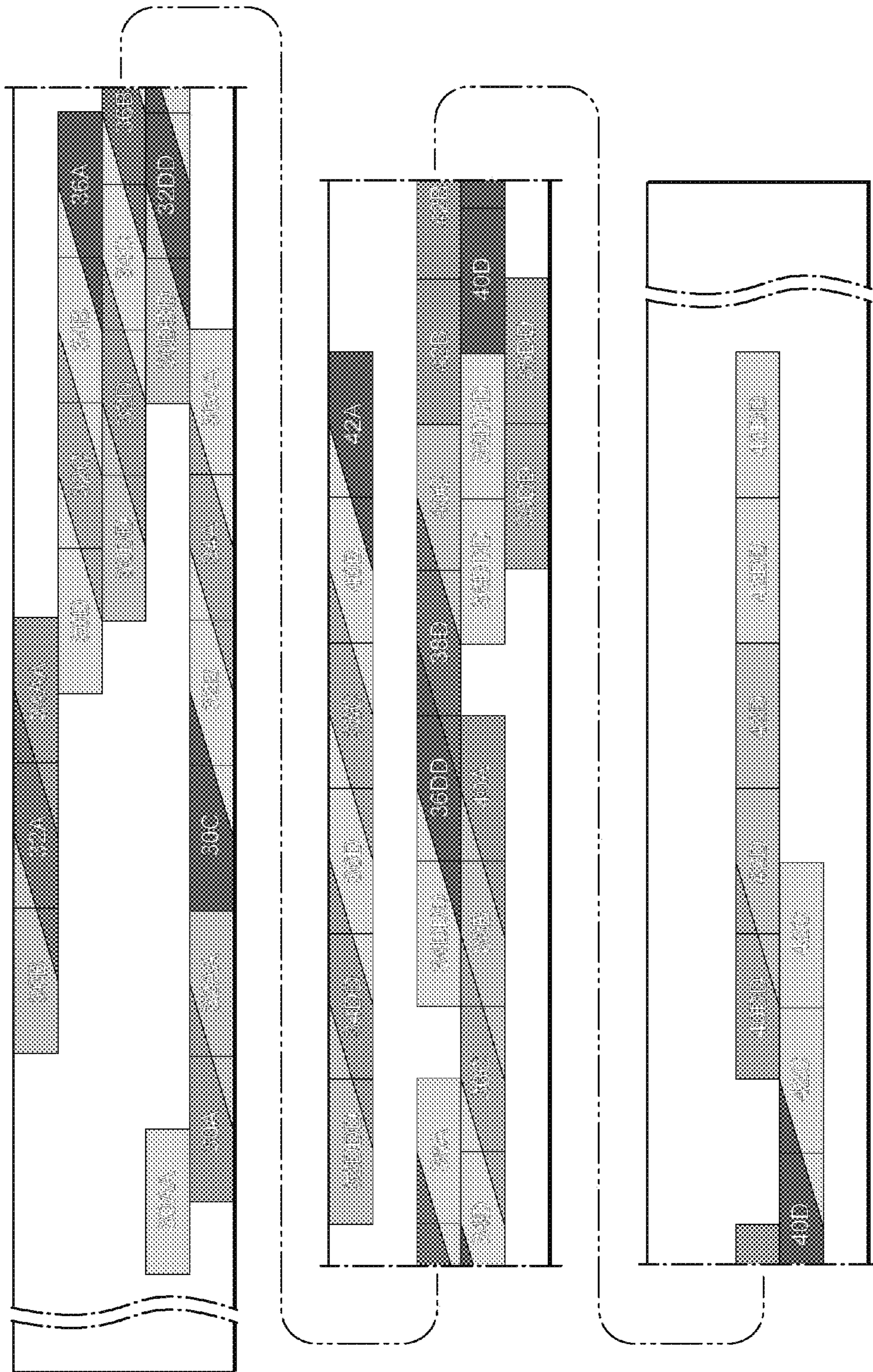


FIG. 5




FIG. 6

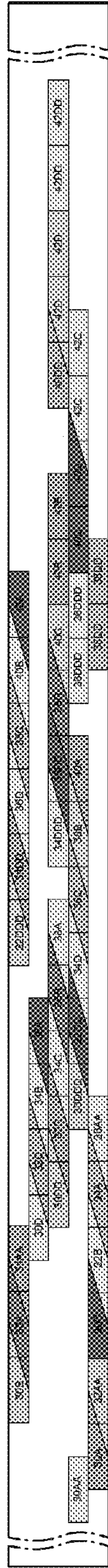


FIG. 7



FIG. 8



FIG. 9








FIG. 11

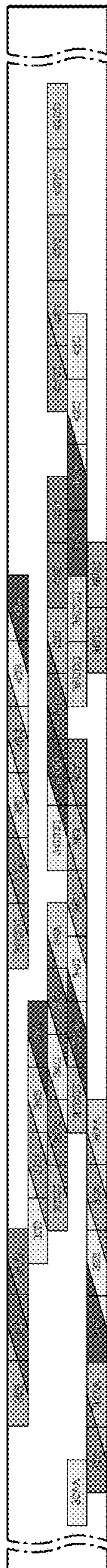


FIG. 12



FIG. 13

FIG. 14



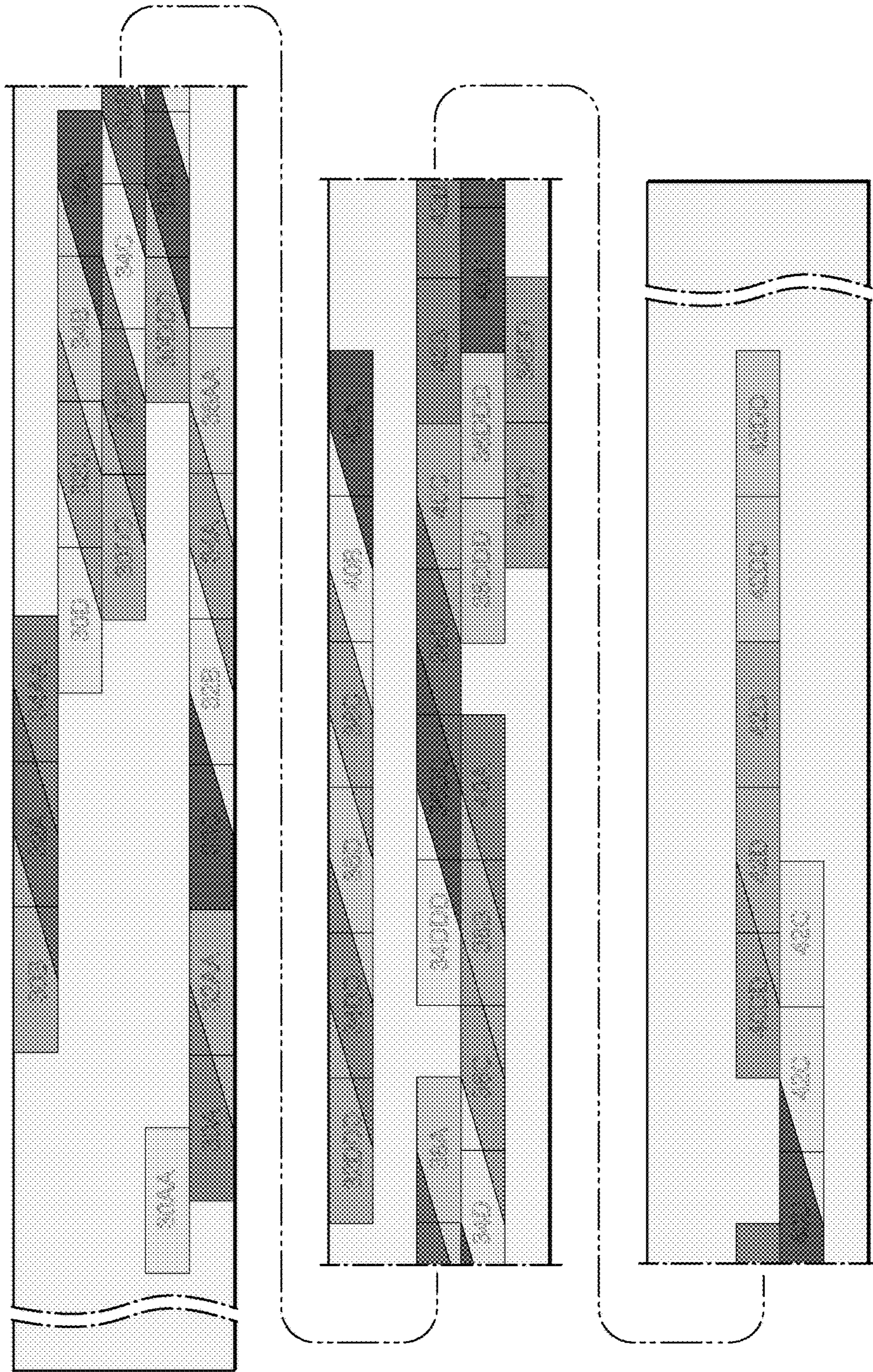


FIG. 15