



US00D860821S

(12) **United States Design Patent** (10) **Patent No.:** **US D860,821 S**  
**Bove** (45) **Date of Patent:** **\*\* Sep. 24, 2019**

(54) **WATCH CASE**  
(71) Applicant: **BREITLING SA**, Grenchen (CH)  
(72) Inventor: **Guy Bove**, Genève (CH)  
(\*\*) Term: **15 Years**  
(21) Appl. No.: **35/505,680**  
(22) Filed: **Mar. 21, 2018**  
(80) **Hague Agreement Data**  
Int. Filing Date: **Mar. 21, 2018**  
Int. Reg. No.: **DM/100446**  
Int. Reg. Date: **Mar. 21, 2018**  
Int. Reg. Pub. Date: **Sep. 21, 2018**  
(51) **LOC (12) Cl.** ..... **10-02**  
(52) **U.S. Cl.**  
USPC ..... **D10/38**  
(58) **Field of Classification Search**  
USPC ..... D10/30-39, 42, 122-124, 126, 128;  
D11/3; D14/344; D99/28, 99; D24/167,  
D24/186  
CPC ..... A41D 19/0027; A45C 11/10  
See application file for complete search history.

(56) **References Cited**  
U.S. PATENT DOCUMENTS  
D445,343 S \* 7/2001 Schneider ..... D10/30  
D562,704 S \* 2/2008 Lalo ..... D10/32  
D563,802 S \* 3/2008 Loth ..... D10/39  
D565,431 S \* 4/2008 Hatt ..... D10/38  
D565,987 S \* 4/2008 Krieger ..... D10/126  
D566,581 S \* 4/2008 Giannini ..... D10/32  
D568,178 S \* 5/2008 Giannini ..... D10/32  
D571,230 S \* 6/2008 Krieger ..... D10/39  
D574,733 S \* 8/2008 Blair ..... D10/32  
D582,792 S \* 12/2008 Lalo ..... D10/38

D586,668 S \* 2/2009 Dias ..... D10/38  
D589,378 S \* 3/2009 Takahashi ..... D10/32  
D605,533 S \* 12/2009 Schoepfer ..... D10/38  
D609,583 S \* 2/2010 Lalo ..... D10/32  
D609,584 S \* 2/2010 Lalo ..... D10/32  
D609,587 S \* 2/2010 Lalo ..... D10/38  
D666,924 S \* 9/2012 Ahlstrom ..... D10/32  
D666,925 S \* 9/2012 Ahlstrom ..... D10/32  
D672,664 S \* 12/2012 Monachon ..... D10/32  
D682,713 S \* 5/2013 Vaptzarof ..... D10/39  
D720,240 S \* 12/2014 Takahashi ..... D10/39  
D731,327 S \* 6/2015 Schoepfer ..... D10/39  
D732,981 S \* 6/2015 Waecker ..... D10/38  
D740,695 S \* 10/2015 Waecker ..... D10/38  
D784,829 S \* 4/2017 Kita ..... D10/38  
D793,871 S \* 8/2017 Lasserre ..... D10/30  
D817,194 S \* 5/2018 Monachon ..... D10/39  
D828,185 S \* 9/2018 Savolainen ..... D10/38  
D836,008 S \* 12/2018 Schoepfer ..... D10/39  
D848,865 S \* 5/2019 Behling ..... D10/32  
D850,292 S \* 6/2019 Dicks ..... D10/30  
D850,295 S \* 6/2019 Behling ..... D10/39  
D850,936 S \* 6/2019 Behling ..... D10/32

\* cited by examiner

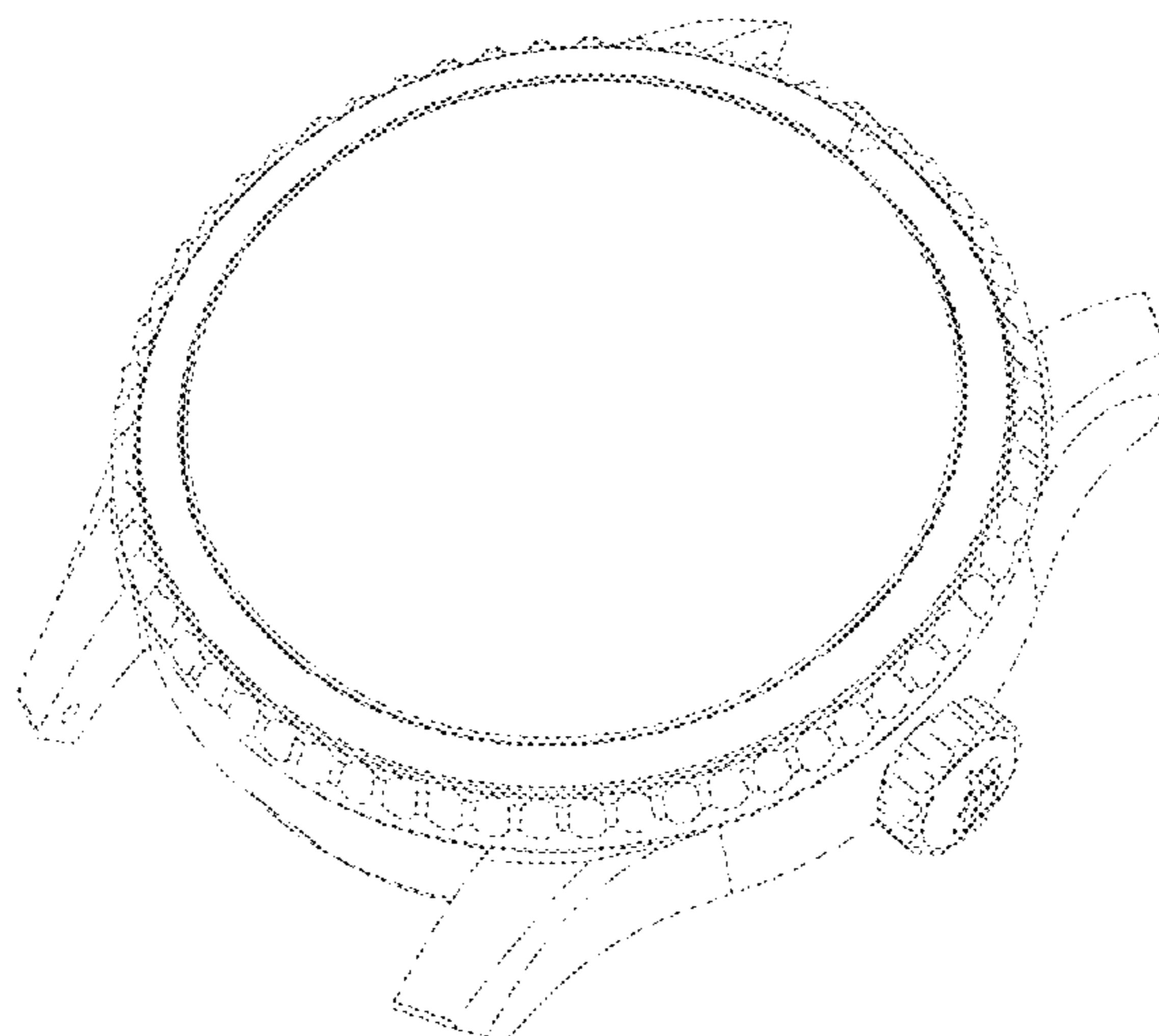
*Primary Examiner* — Richard E Chilcot

(57) **CLAIM**  
The ornamental design for watch case, as shown and described.

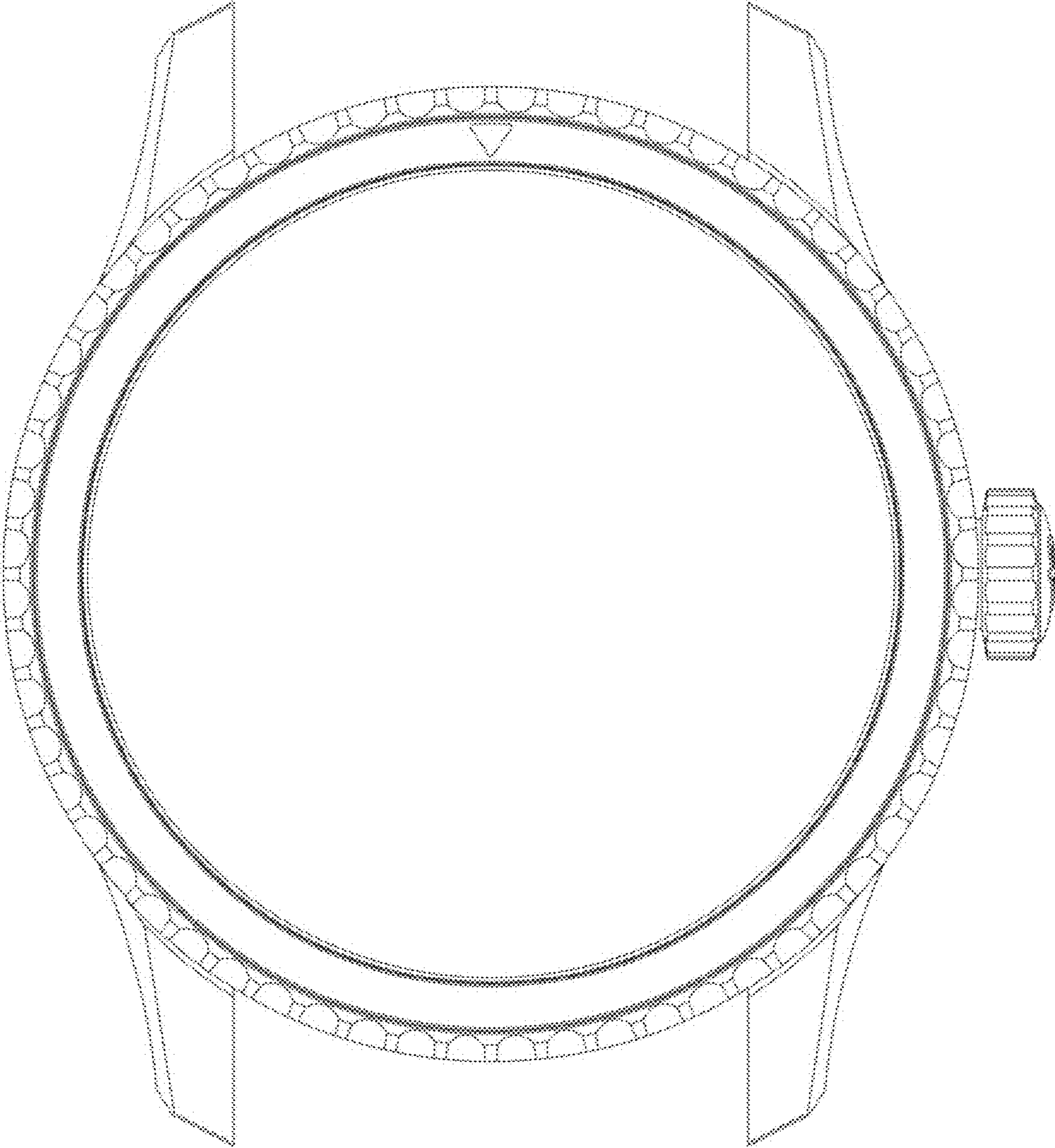
**DESCRIPTION**

1. Watch case  
FIG. 1.1 is a top view of a watch case according to the present invention;  
FIG. 1.2 is a bottom view;  
FIG. 1.3 is a right side view;  
FIG. 1.4 is a left side view;  
FIG. 1.5 is a front view;  
FIG. 1.6 is a rear view; and,  
FIG. 1.7 is a perspective view.

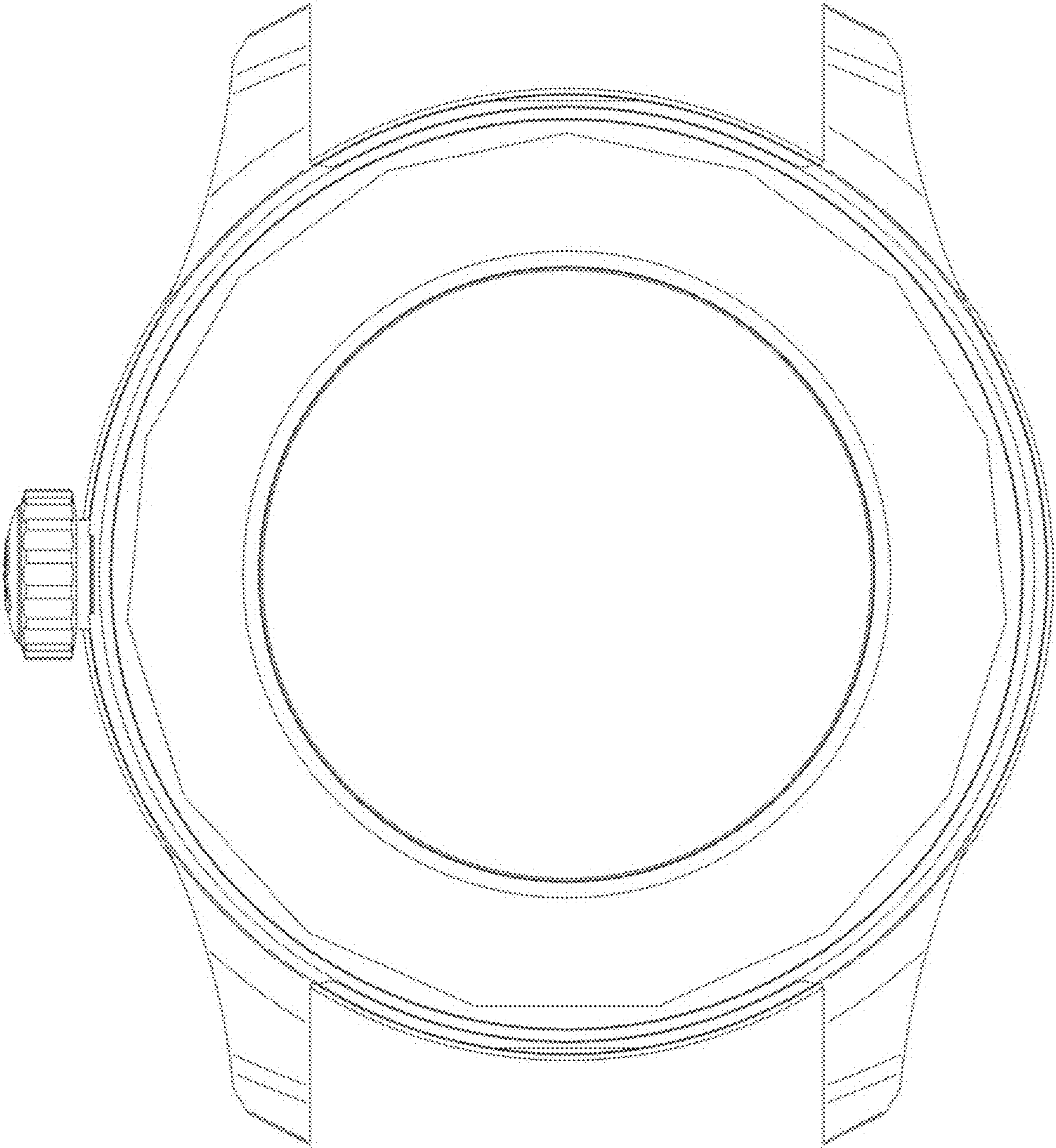
**1 Claim, 7 Drawing Sheets**



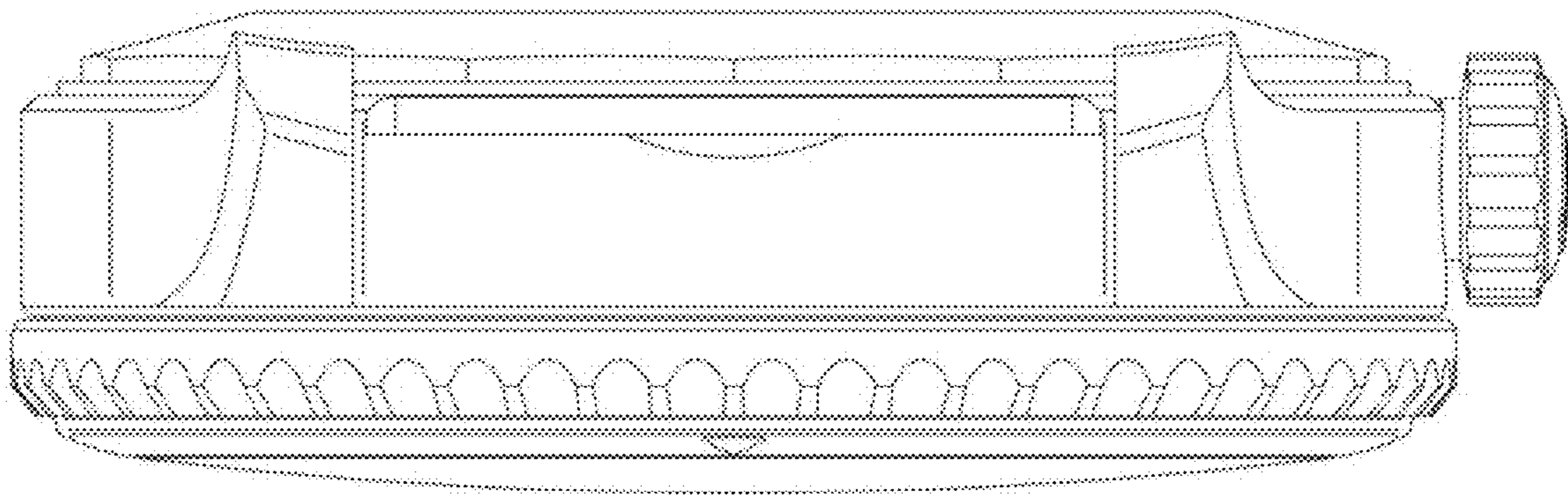
1.1



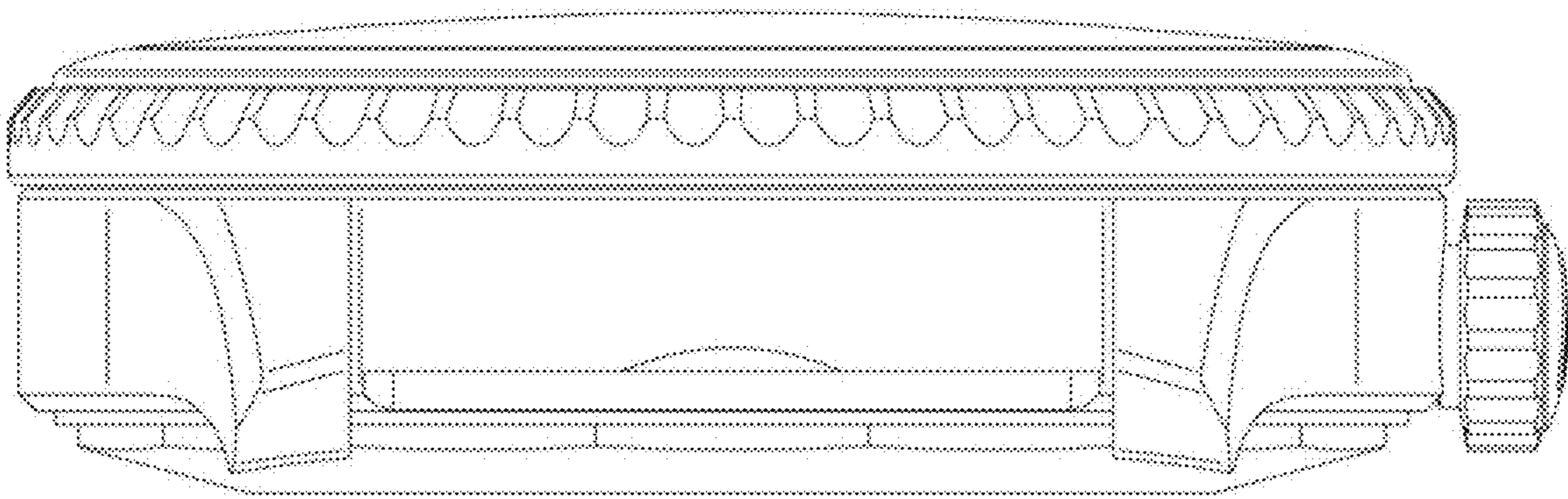
1.2



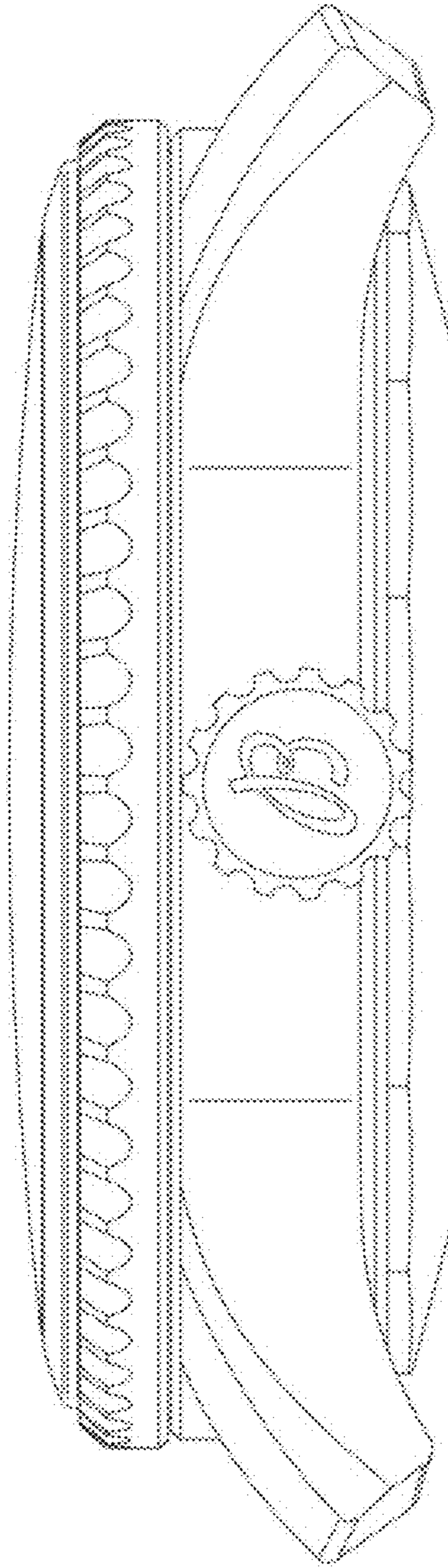
1.3



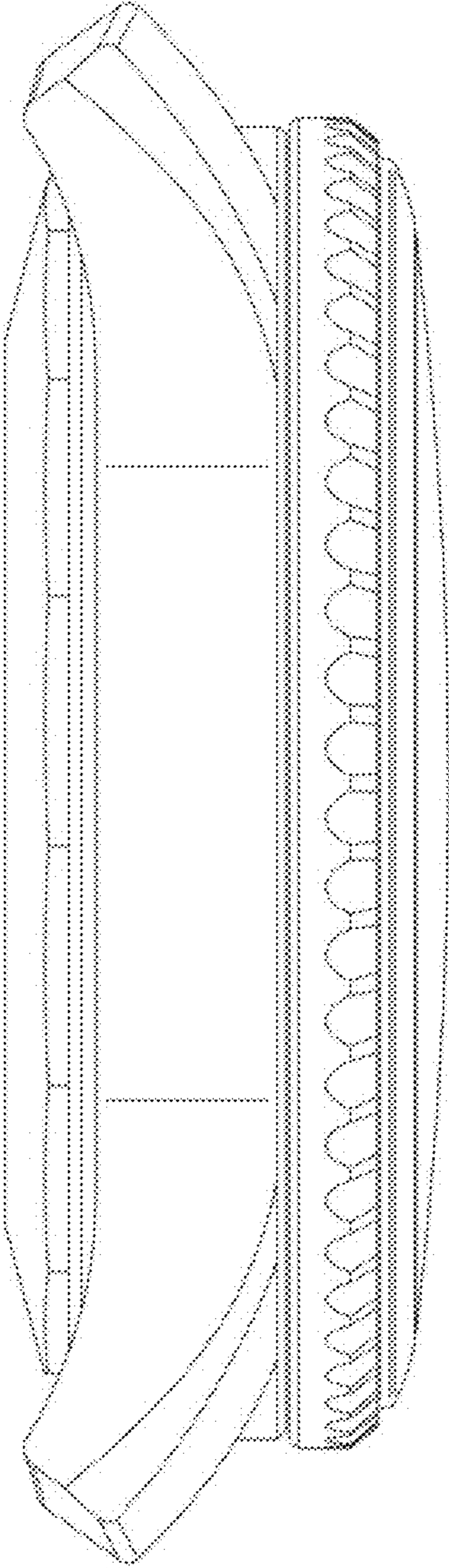
1.4



1.5



1.6



1.7

