



US00D860814S

(12) **United States Design Patent** (10) **Patent No.:** **US D860,814 S**  
**Dominion et al.** (45) **Date of Patent:** **\*\* Sep. 24, 2019**

(54) **CONTAINER INSERT**

(71) Applicant: **D6 Inc.**, Portland, OR (US)

(72) Inventors: **Ed Dominion**, Portland, OR (US);  
**Martin Troudt**, Wood Village, OR (US); **Ben McGregor**, Portland, OR (US)

(\*\*) Term: **15 Years**

(21) Appl. No.: **29/667,798**

(22) Filed: **Oct. 24, 2018**

**Related U.S. Application Data**

(63) Continuation-in-part of application No. 29/639,610, filed on Mar. 7, 2018.

(51) **LOC (12) Cl.** ..... **09-03**

(52) **U.S. Cl.**  
USPC ..... **D9/761; D9/737**

(58) **Field of Classification Search**  
USPC ..... D9/414, 424, 425, 737, 666, 761, 456, D9/499; D7/550.1, 551.1, 553.1, 553.8, D7/554.4, 701, 702, 628; D3/270, 271, D3/304, 313, 315; 220/575, 500, 220/505-507, 523, 553, 555, 556; 206/216, 217, 541-550, 518, 557, 558, 206/561, 564, 223, 467; 229/107, 406, 229/120, 125.17; 249/126, 134; 426/106; 215/211, 200, 224, 243  
CPC .... B65D 85/34; B65D 85/345; B65D 43/161; B65D 43/162; B65D 43/16; B65D 51/28; B65D 2543/00194; B65D 2543/00296; B65D 1/24; B65D 21/0237; B65D 2543/00101; B65D 2543/00351; B65D 1/36; B65D 2543/00555; B65D 2581/3425; B65D 25/04; B65D 43/0218; B65D 2543/00083; B65D 2543/00268; B65D

(Continued)

(56) **References Cited**

U.S. PATENT DOCUMENTS

D172,271 S \* 5/1954 Despres ..... D7/553.4  
D290,919 S \* 7/1987 Beute ..... A47G 19/065  
D7/543

(Continued)

*Primary Examiner* — Cathron C Brooks

*Assistant Examiner* — W. A. Teddy Falloway

(74) *Attorney, Agent, or Firm* — Stoel Rives LLP

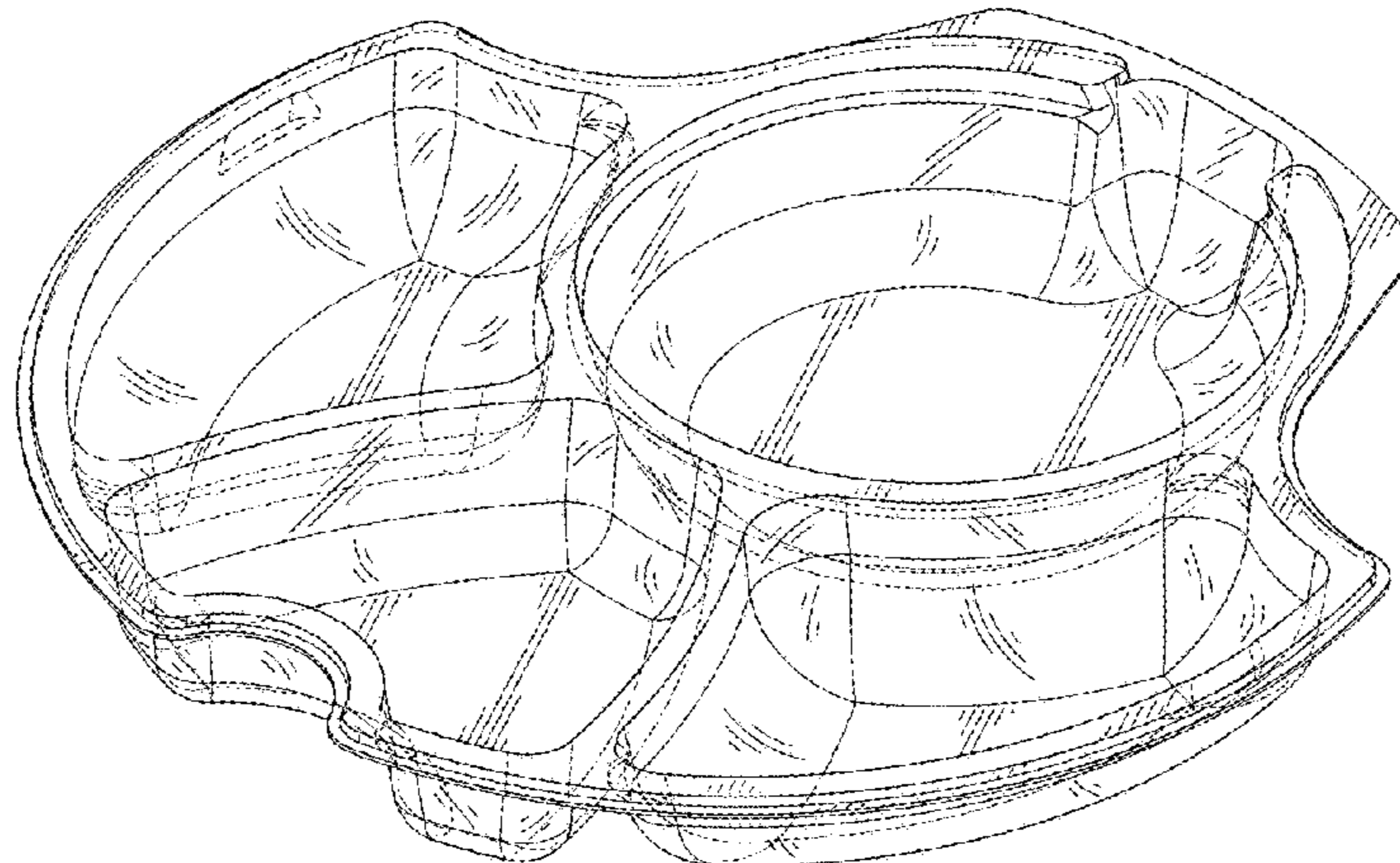
(57) **CLAIM**

The ornamental design for a container insert, as shown and described.

**DESCRIPTION**

FIG. 1 is a front, top perspective view of a container insert showing our new design;  
FIG. 2 is a front elevational view of the container insert showing our new design;  
FIG. 3 is a rear elevational view of the container insert showing our new design;  
FIG. 4 is a right side view of the container insert showing our new design;  
FIG. 5 is a left side view of the container insert showing our new design;  
FIG. 6 is a top plan view of the container insert showing our new design;  
FIG. 7 is a bottom plan view of the container insert showing our new design;  
FIG. 8 is a rear, bottom perspective view of the container insert showing our new design;  
FIG. 9 is a front perspective environmental view of the container insert showing our new design; and,  
FIG. 10 is an exploded front perspective environmental view of the container insert showing our new design.  
The broken-lines shown in FIGS. 9 and 10 illustrate environmental structure. All other broken lines represent portions of the container insert. The broken lines form no part of the claimed design.

**1 Claim, 8 Drawing Sheets**



(58) **Field of Classification Search**

CPC ..... 2543/00277; B65D 81/3453; A47G 19/02;  
A47G 19/065; A47G 23/0608; A47G  
23/06

See application file for complete search history.

(56) **References Cited**

U.S. PATENT DOCUMENTS

4,989,742 A \* 2/1991 Powell ..... A47G 19/06  
206/549  
5,598,944 A \* 2/1997 Aragona ..... A47G 19/06  
206/518  
D551,091 S \* 9/2007 Shahsavarani ..... D9/737  
D555,475 S \* 11/2007 Enriquez ..... D9/432  
D594,280 S \* 6/2009 Wolhendler ..... D7/549  
D594,281 S \* 6/2009 Luft ..... D7/549  
D615,821 S \* 5/2010 Stamper ..... D7/538  
D631,696 S \* 2/2011 Lipfert ..... D7/505  
D656,280 S \* 3/2012 St. Clair ..... D30/122  
D681,286 S \* 4/2013 Namvong ..... D30/129  
D698,665 S \* 2/2014 Sifuentes ..... D9/425  
D708,904 S \* 7/2014 Coyle ..... A47G 23/06  
D7/544  
D723,392 S \* 3/2015 Sifuentes ..... D9/425  
D740,615 S \* 10/2015 Shoshan ..... D7/553.2  
D782,333 S \* 3/2017 Shoshan ..... D9/737  
D804,961 S \* 12/2017 Shoshan ..... D9/737  
D809,934 S \* 2/2018 Shoshan ..... D9/737  
D825,996 S \* 8/2018 Rabiai ..... A47G 23/06  
D7/551.1  
D829,509 S \* 10/2018 Malak ..... D7/553.1  
2011/0132914 A1 \* 6/2011 Vernes ..... A47G 19/06  
220/575

\* cited by examiner

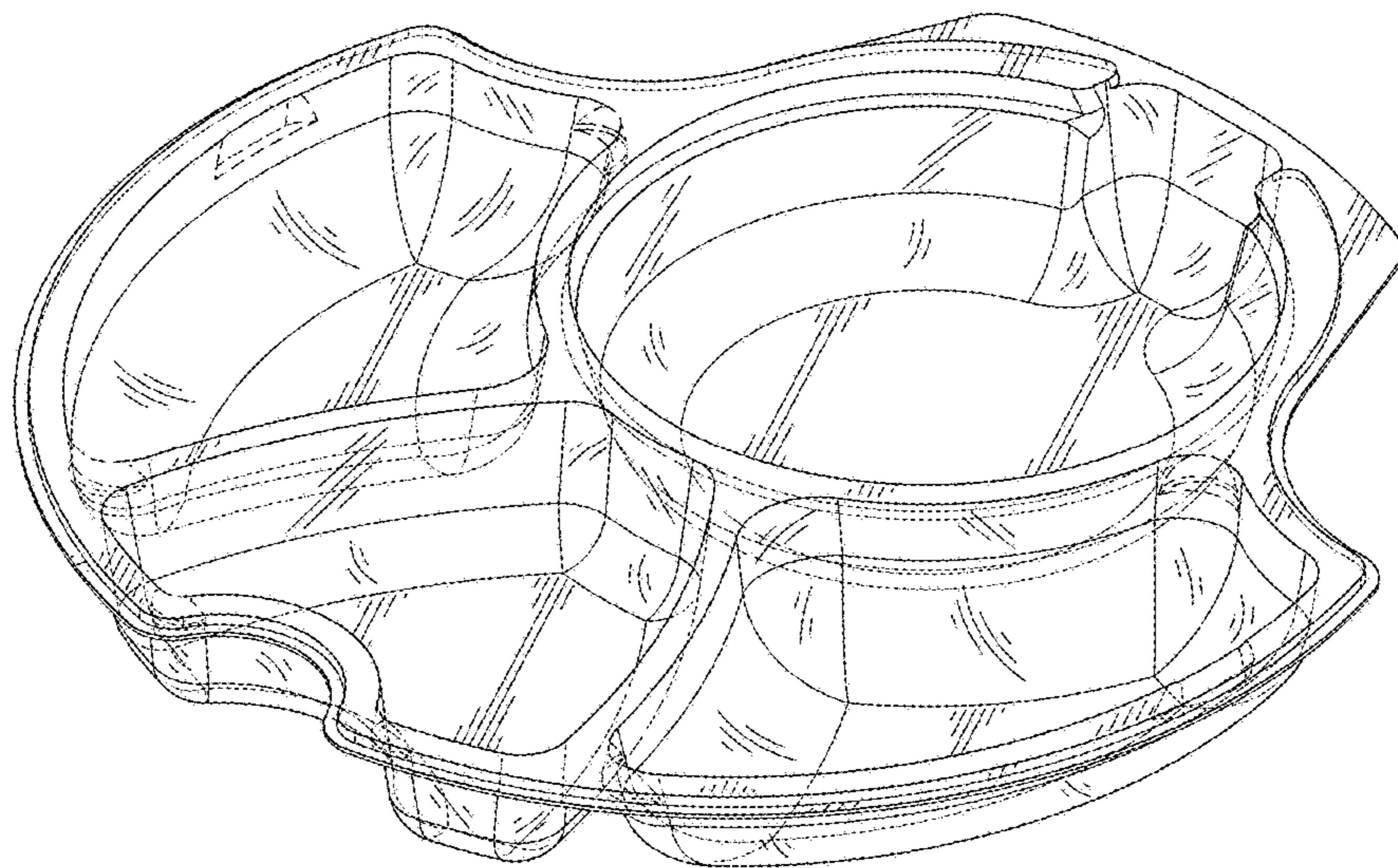


FIG. 1

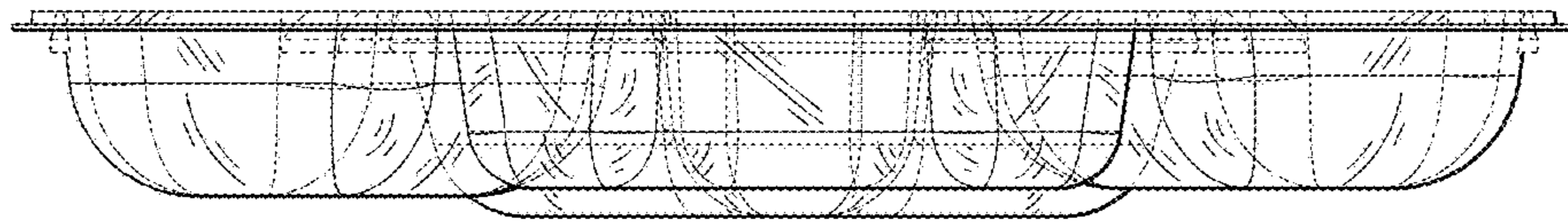


FIG. 2

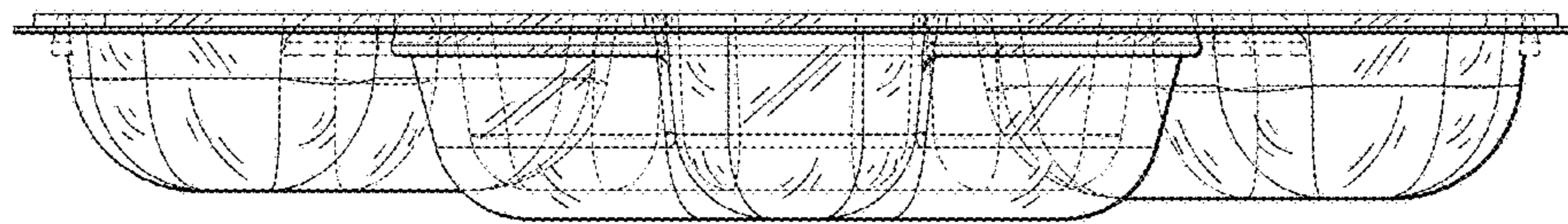


FIG. 3

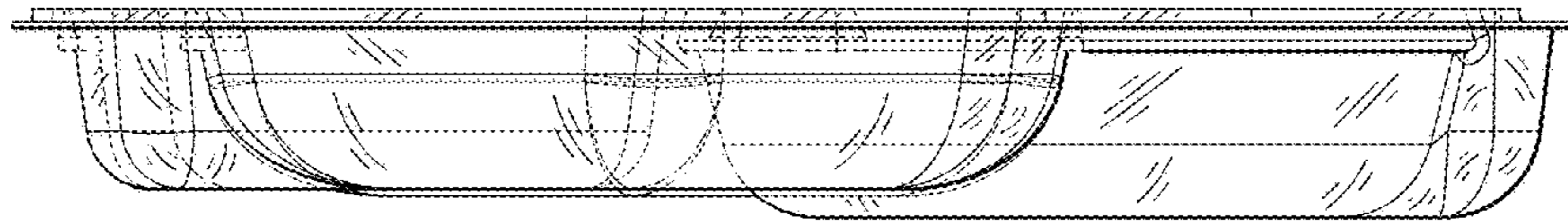


FIG. 4




FIG. 5

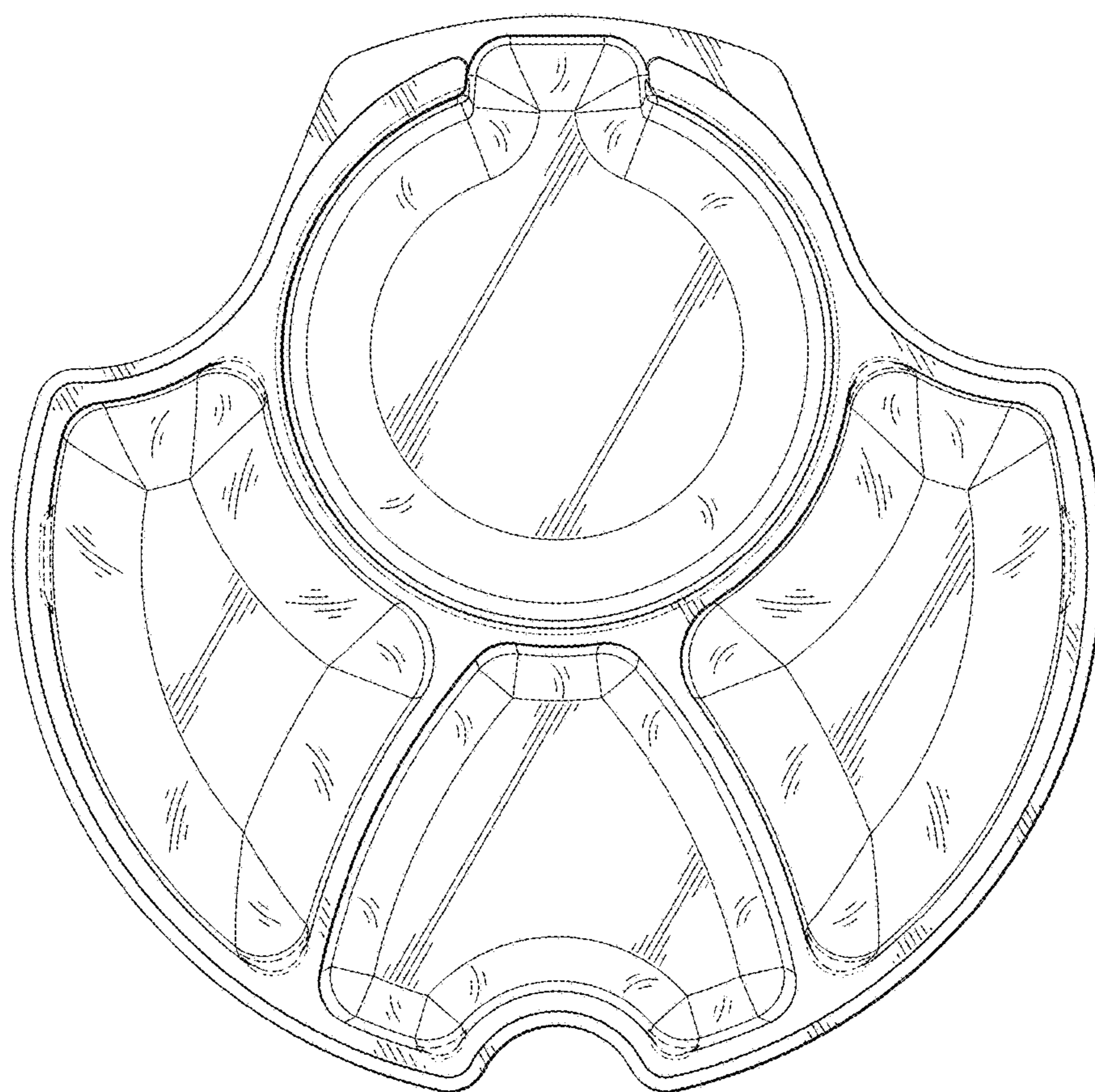


FIG. 6

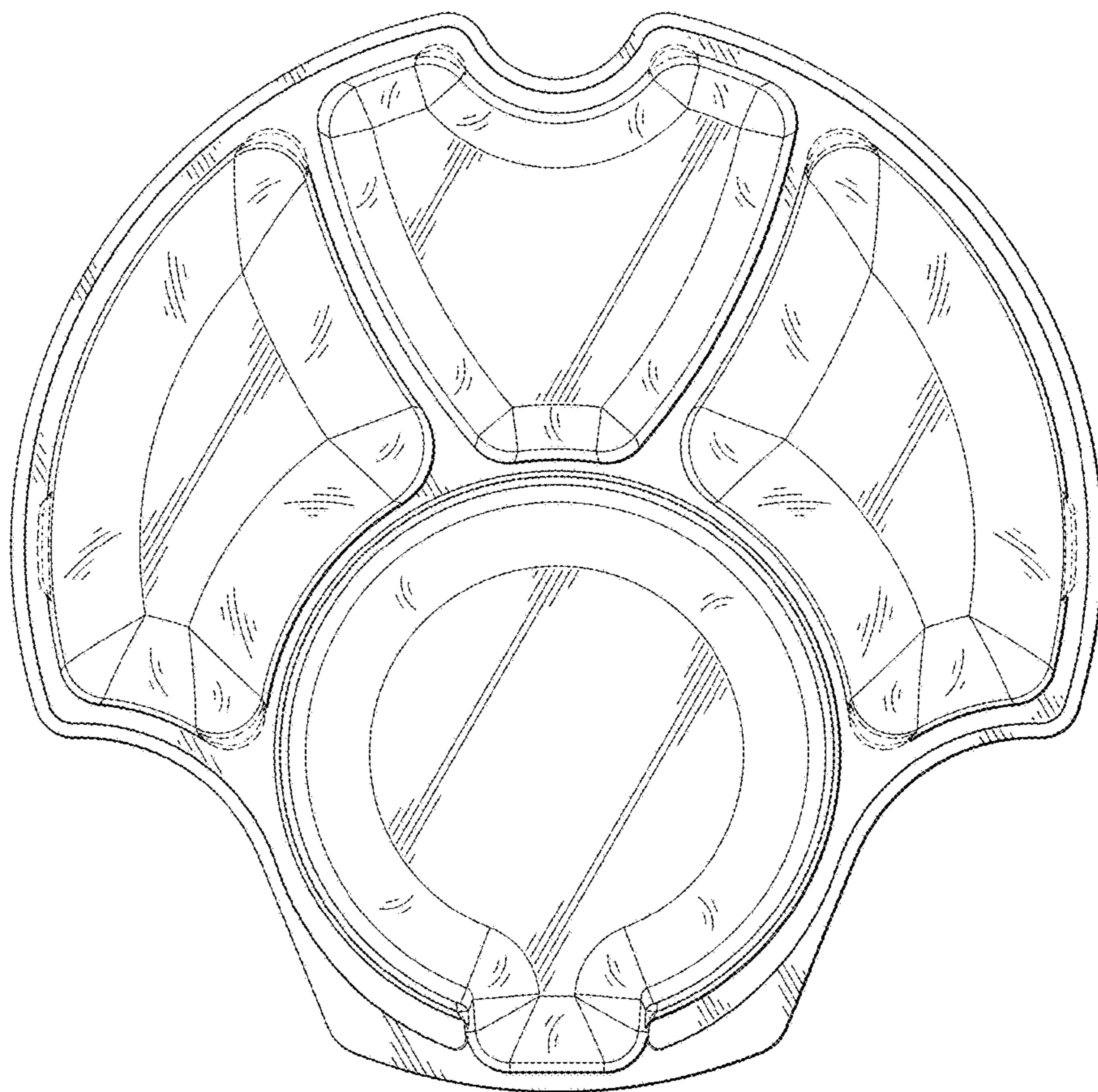


FIG. 7

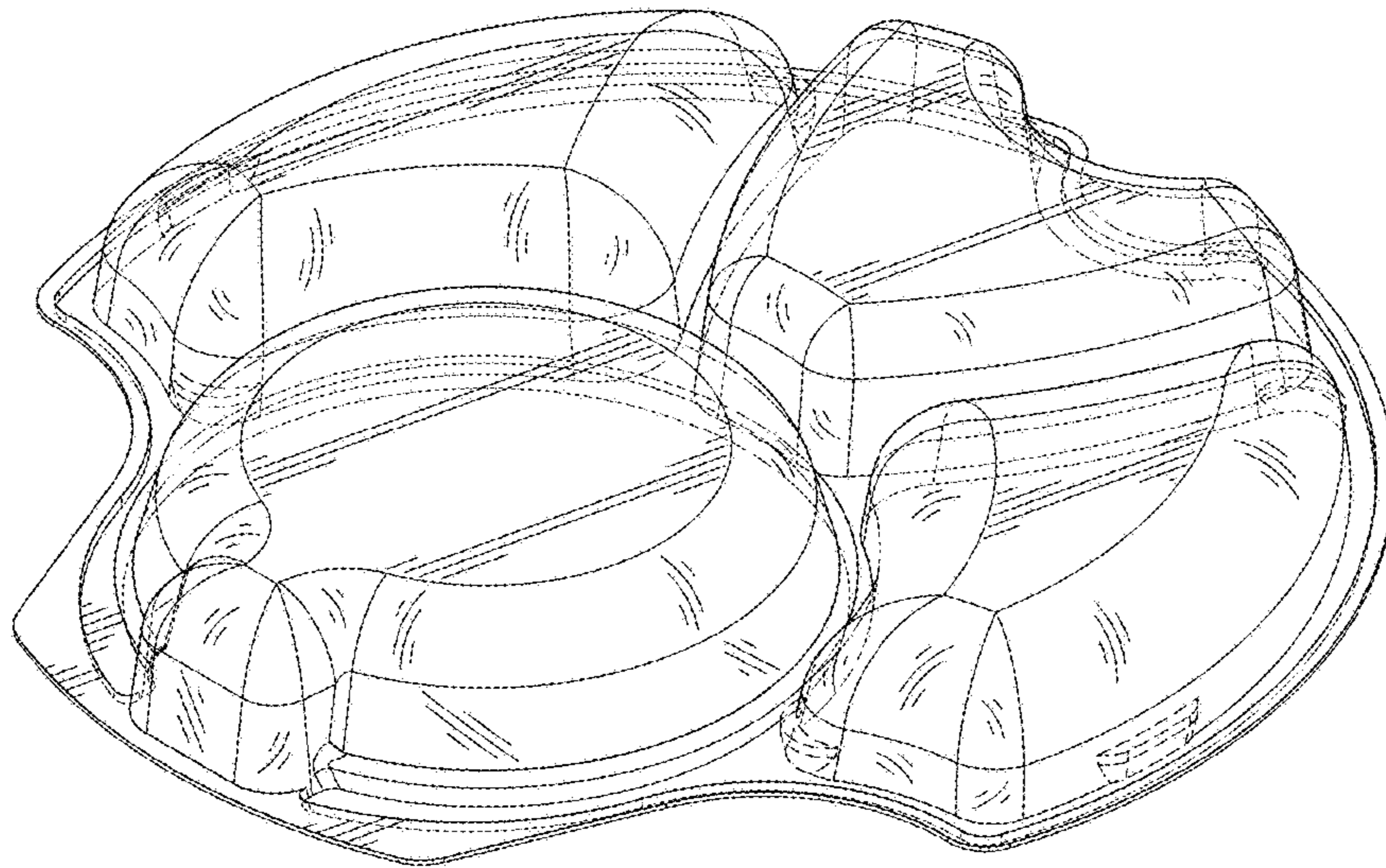


FIG. 8



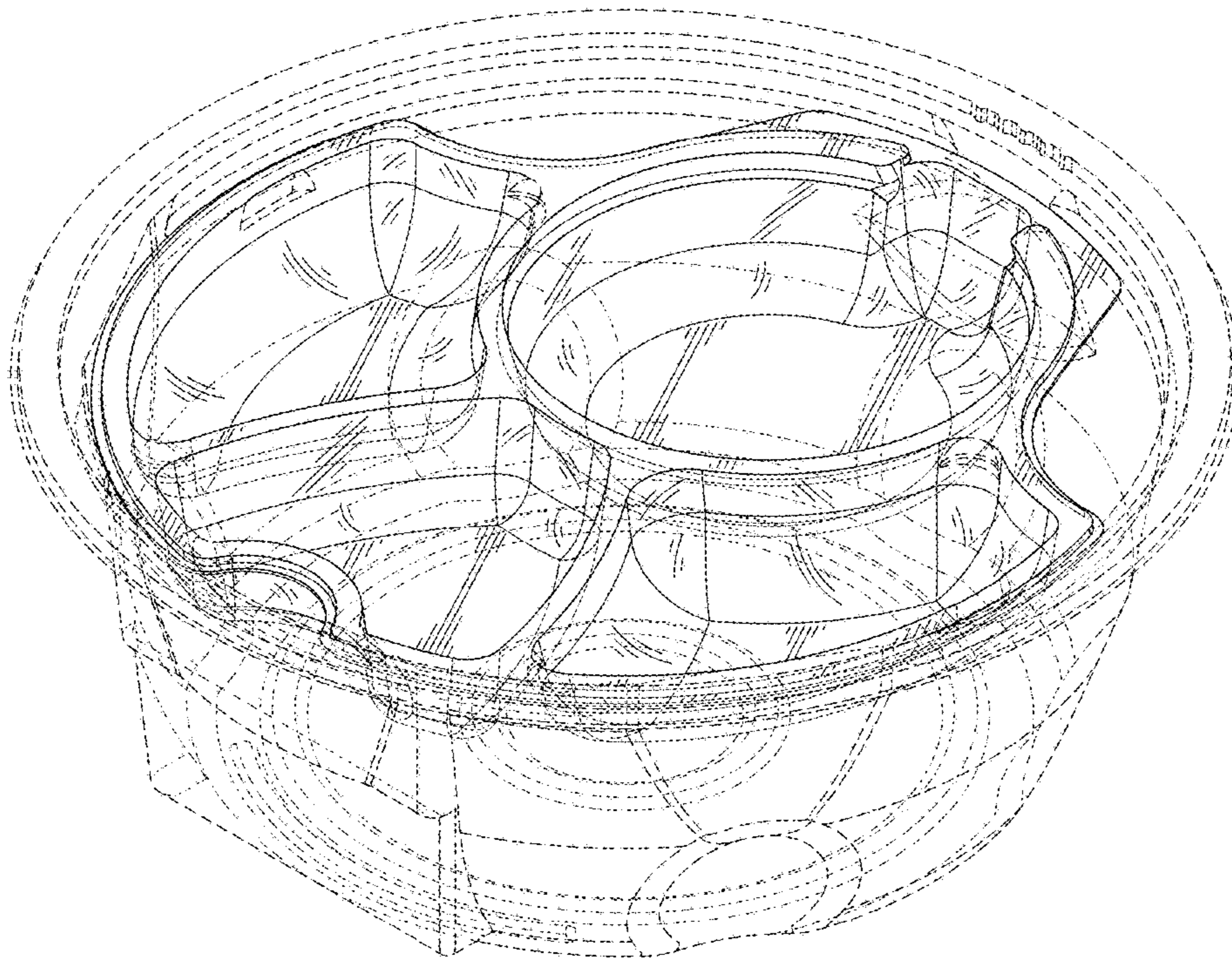


FIG. 9

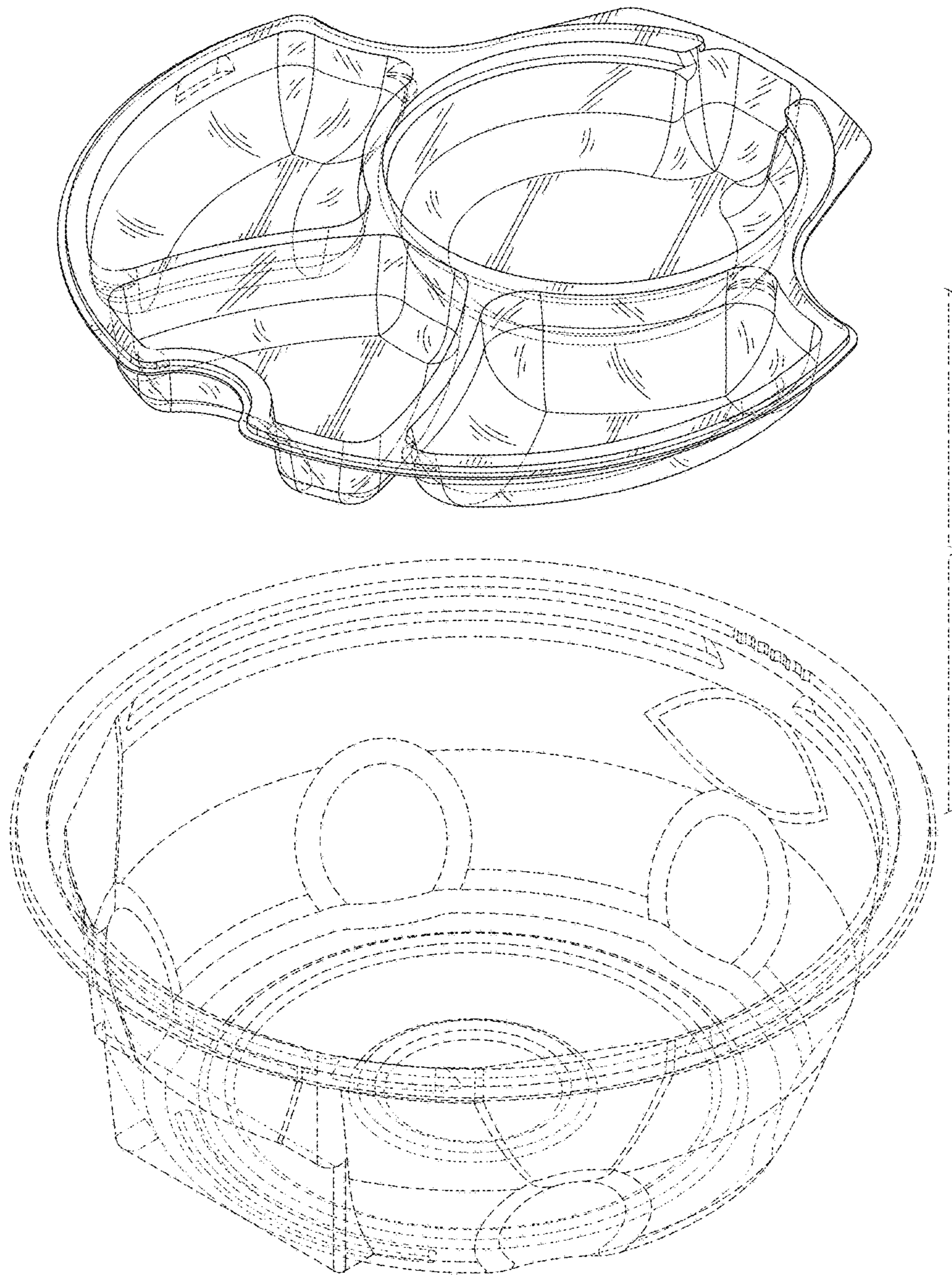


FIG. 10