



US00D860809S

(12) **United States Design Patent** (10) **Patent No.:** **US D860,809 S**
Kilduff et al. (45) **Date of Patent:** **** Sep. 24, 2019**

(54) **LOCKABLE BAG**

(56) **References Cited**

(71) Applicant: **POLLEN GEAR LLC**, Hermosa Beach, CA (US)
(72) Inventors: **Edward Kilduff**, Hermosa Beach, CA (US); **Shane Grant Blomberg**, Hermosa Beach, CA (US)
(73) Assignee: **Pollen Gear LLC**, Hermosa Beach, CA (US)
(**) Term: **15 Years**
(21) Appl. No.: **29/675,944**
(22) Filed: **Jan. 7, 2019**

U.S. PATENT DOCUMENTS

2,942,450 A	6/1960	Krug	
4,008,914 A	2/1977	Anderson	
D388,250 S	12/1997	Robinson et al.	
5,851,071 A	12/1998	Arnell	
D411,764 S	7/1999	Vazquez	
6,074,094 A	6/2000	Manolizi et al.	
6,481,890 B1	11/2002	VandenHeuvel	
7,029,178 B2	4/2006	Gzybowski	
7,090,397 B2	8/2006	Stolmeier	
7,213,303 B1 *	5/2007	Savicki	B65D 33/2591 24/30.5 R
7,255,477 B2	8/2007	Arnell	
7,494,280 B2	2/2009	Gzybowski	
D597,854 S *	8/2009	Berman	D9/707

(Continued)

Primary Examiner — Abraham Bahta

(74) *Attorney, Agent, or Firm* — RMCK Law Group PLC

Related U.S. Application Data

(63) Continuation of application No. 29/589,025, filed on Dec. 27, 2016, now Pat. No. Des. 843,225, which is a continuation-in-part of application No. 29/587,476, filed on Dec. 13, 2016, now Pat. No. Des. 815,904.

(51) **LOC (12) Cl.** **09-05**

(52) **U.S. Cl.**
USPC **D9/709**

(58) **Field of Classification Search**

USPC D9/702-714, 720-722, 435, 415-416, D9/430-433; 383/104, 120-121, 107, 383/114, 61.1, 61.2, 64, 103, 210.1, 66, 383/62; 229/200, 201, 125.15, 213, 80; 222/107; D3/303, 273, 232, 203.1; 426/106; 206/541, 223, 524.8; 220/495.03; 53/456, 459, 405; 283/81, 283/100-101; 428/34.3; 493/212-213, 493/186; 24/415, 585.12, DIG. 11, 24/30.5 R, 30.5 L, 585.1, 399, 387
CPC .. B65D 33/00; B65D 33/16; B65D 33/24-25; B65D 33/2583; B65D 33/2591; A44B
19/16

See application file for complete search history.

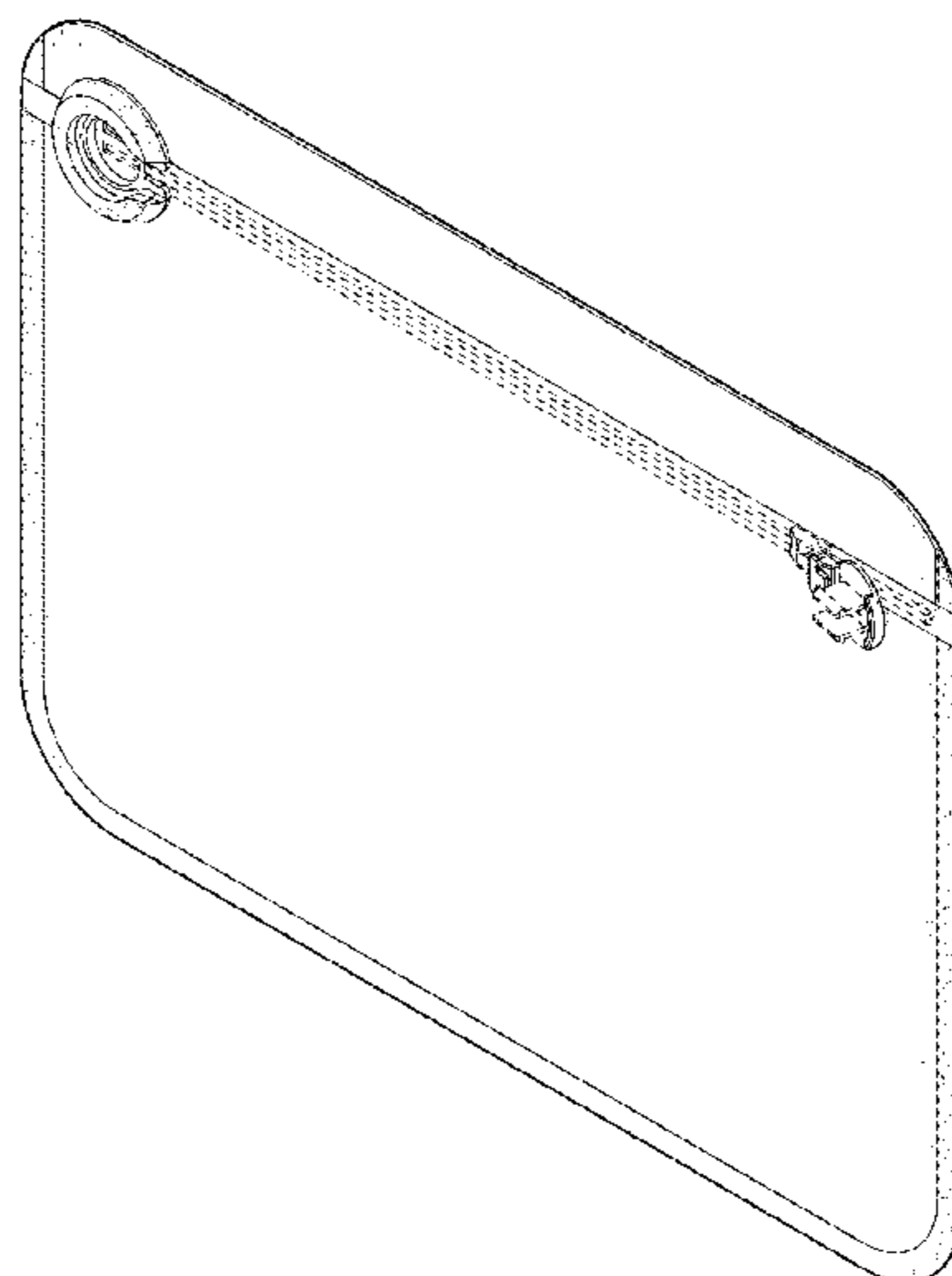
(57) **CLAIM**

The ornamental design for lockable bag, as shown and described.

DESCRIPTION

FIG. 1 is a front perspective view of the lockable bag in an unlocked condition showing my new design.
FIG. 2 is a rear perspective view of the lockable bag of FIG. 1.
FIG. 3 is a front view of the lockable bag of FIG. 1.
FIG. 4 is a rear view of the lockable bag of FIG. 1.
FIG. 5 is a first side view of the lockable bag of FIG. 1.
FIG. 6 is a second side view of the lockable bag of FIG. 1.
FIG. 7 is a top view of the lockable bag of FIG. 1; and, FIG. 8 is a bottom view of the lockable bag of FIG. 1.
The broken lines in the figures illustrate the portions of the design that form no part of the claimed design.

1 Claim, 6 Drawing Sheets



(56)

References Cited

U.S. PATENT DOCUMENTS

7,600,300 B2 *	10/2009	Russell	B65D 33/2591 24/30.5 R
D629,204 S	12/2010	Spira	
D702,043 S	4/2014	Johnson et al.	
D709,700 S	7/2014	Nunez et al.	
D713,644 S	9/2014	Johnson et al.	
9,321,560 B2	4/2016	Dowler et al.	
D816,988 S	5/2018	McLauchlin	
2012/0017402 A1	1/2012	Feinberg	

* cited by examiner

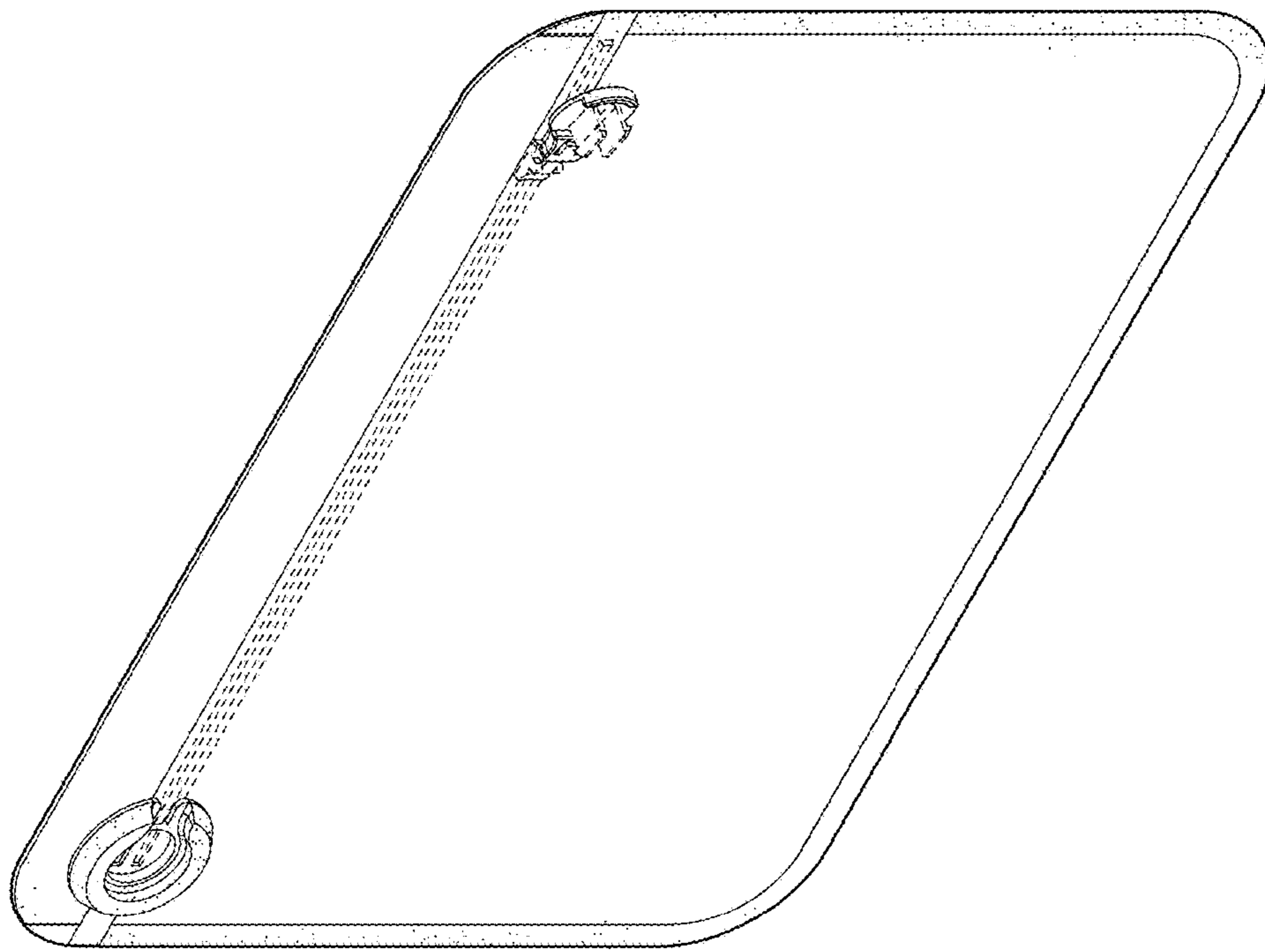


FIG.1

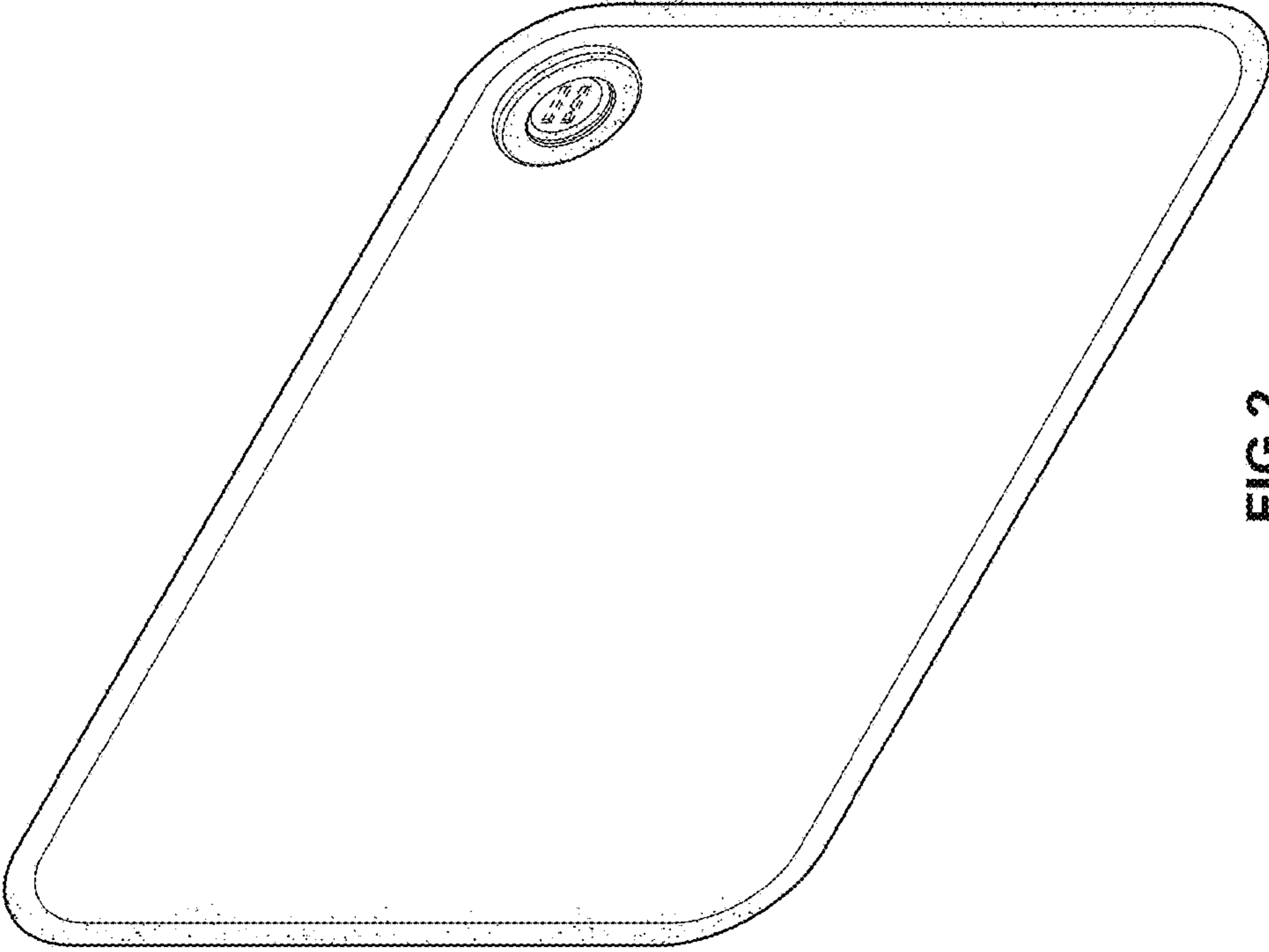


FIG.2

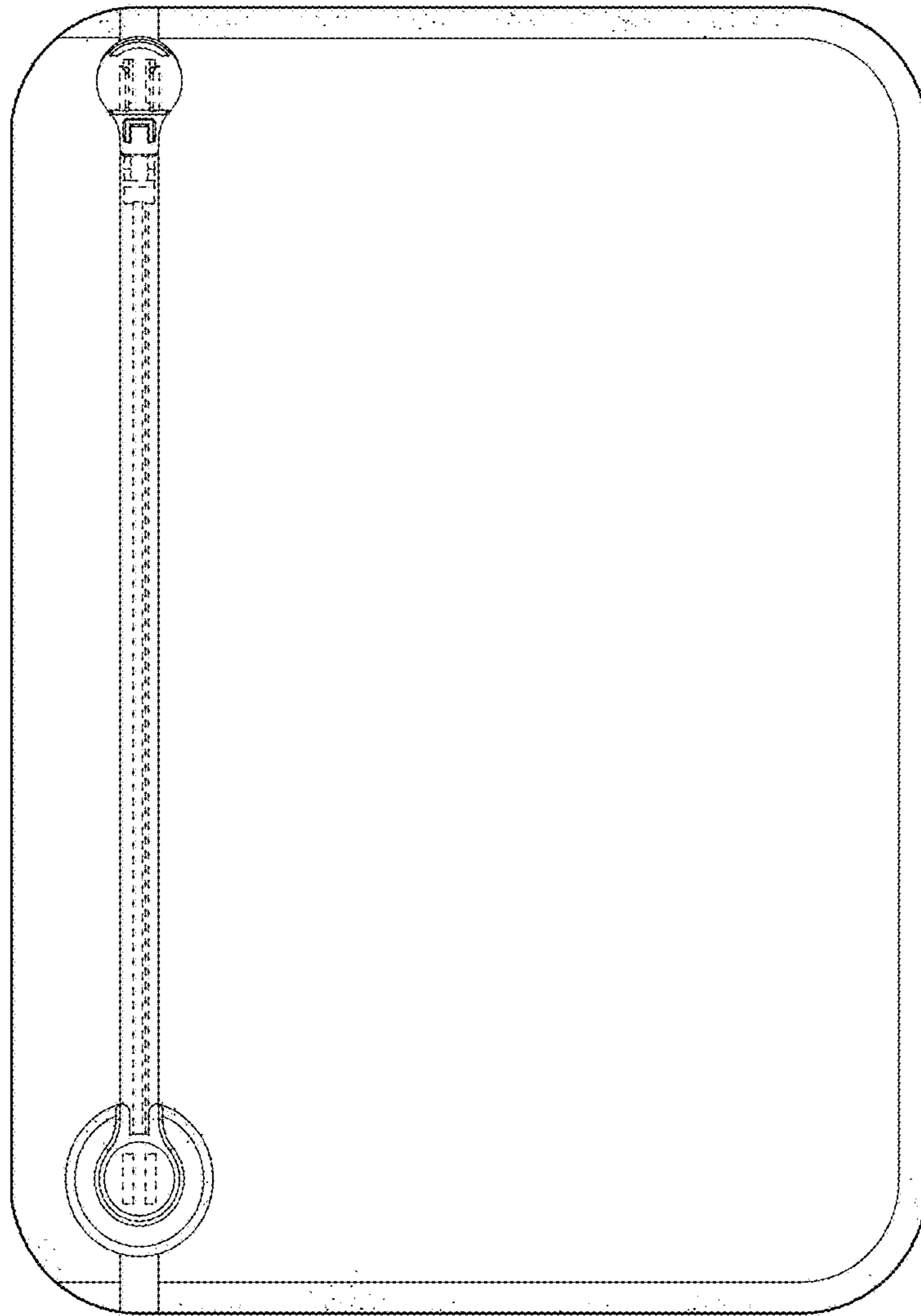


FIG.3




FIG. 4



FIG.6




FIG.5




FIG. 7

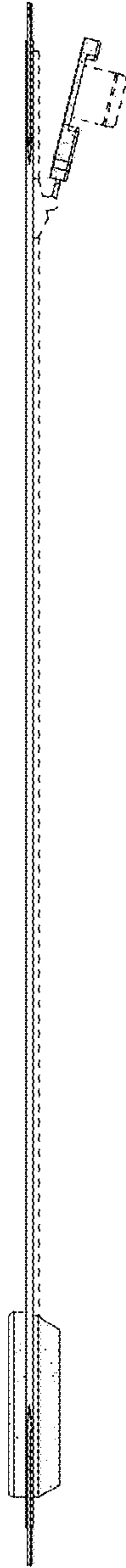


FIG. 8