

US00D860804S

(12) **United States Design Patent**
Yip

(10) **Patent No.:** **US D860,804 S**

(45) **Date of Patent:** **** Sep. 24, 2019**

(54) **PACKAGING BAG**

(71) Applicant: **Leadsky International Enterprise Ltd.**, Hong Kong (HK)

(72) Inventor: **Chi Yan Yip**, Hong Kong (HK)

(73) Assignee: **Leadsky International Enterprise Ltd.**, Hong Kong (HK)

(**) Term: **15 Years**

(21) Appl. No.: **29/653,295**

(22) Filed: **Jun. 14, 2018**

(51) **LOC (12) Cl.** **09-01**

(52) **U.S. Cl.**
USPC **D9/643; D9/707**

(58) **Field of Classification Search**
USPC D3/270, 271.1–271.4; D7/510, 514–520,
D7/599, 604, 613, 619.2, 623, 628;
D9/600, 643–647, 652, 702, 707–710;
206/457, 459.5, 527; 215/381–384, 400
CPC B65D 5/42; B65D 5/4258; B65D 81/60;
B65D 81/365; B65D 81/366; B65D
81/368; B65D 2203/00; B65D 2203/02;
B65D 37/00; B65D 77/00; B65D 97/00;
A63H 33/16

See application file for complete search history.

(56) **References Cited**

U.S. PATENT DOCUMENTS

D563,243 S * 3/2008 Murray D9/710
D593,869 S * 6/2009 Kalch D9/707

D594,285 S * 6/2009 Merey D9/643
D633,654 S * 3/2011 Berkete D9/643
D649,905 S * 12/2011 Gulbinski D9/643
D658,506 S * 5/2012 Berman D9/707
D698,610 S * 2/2014 Tavoularis, II D7/628
D698,611 S * 2/2014 Tavoularis, II D7/628
D736,099 S * 8/2015 Deuerer D9/707
D747,974 S * 1/2016 Ferguson D9/600
D772,076 S * 11/2016 Waldis D9/710

* cited by examiner

Primary Examiner — Sandra L Morris

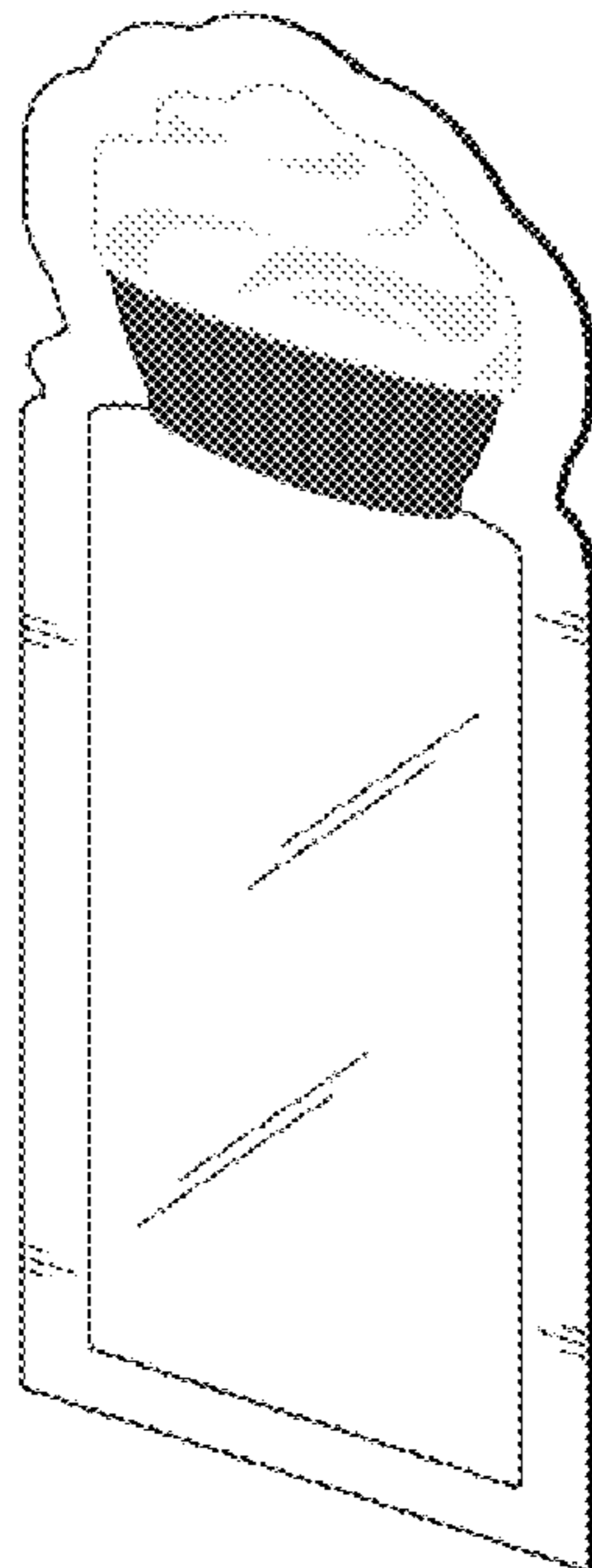
(57) **CLAIM**

The ornamental design for a packaging bag, as shown and described.

DESCRIPTION

FIG. 1 is a front elevational view of a packaging bag showing my new design;
FIG. 2 is a rear elevational view thereof;
FIG. 3 is a left side view thereof;
FIG. 4 is a right side view thereof;
FIG. 5 is a top plan view thereof;
FIG. 6 is a bottom plan view thereof; and,
FIG. 7 is a perspective view thereof.
The oblique shade lines in the drawings indicate transparency.

1 Claim, 7 Drawing Sheets



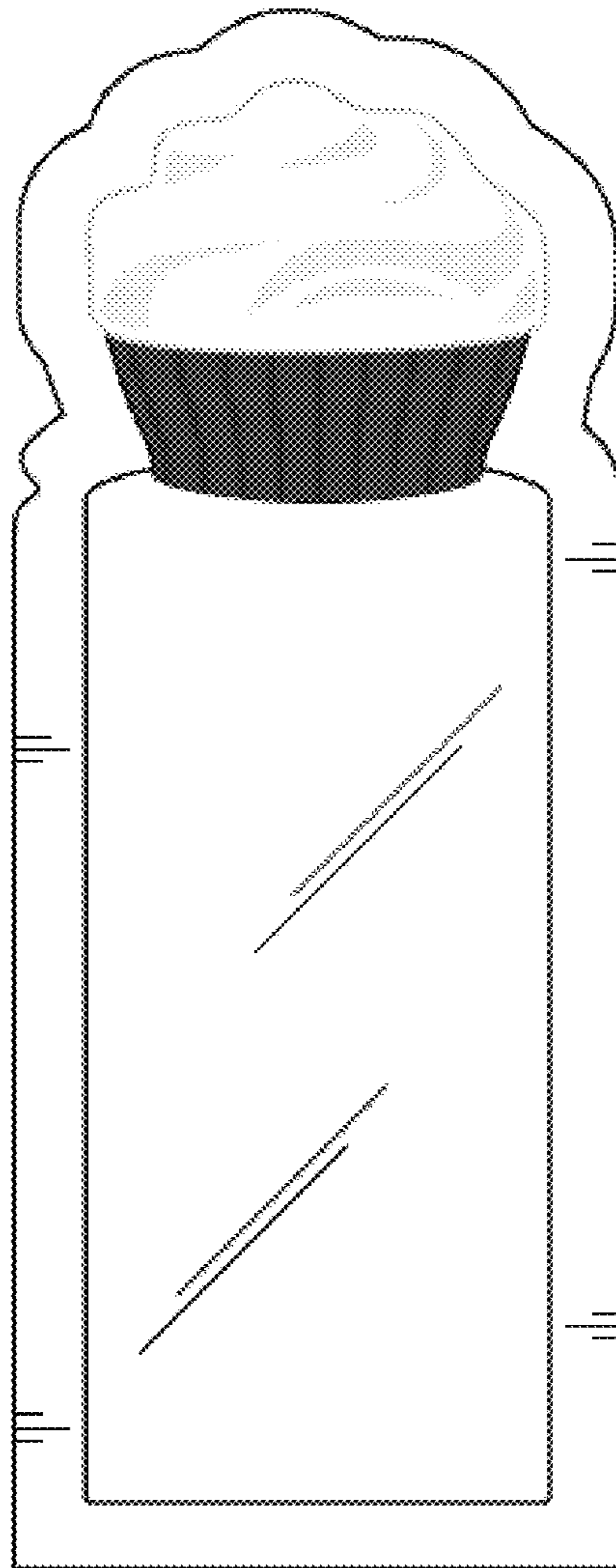


Fig. 1

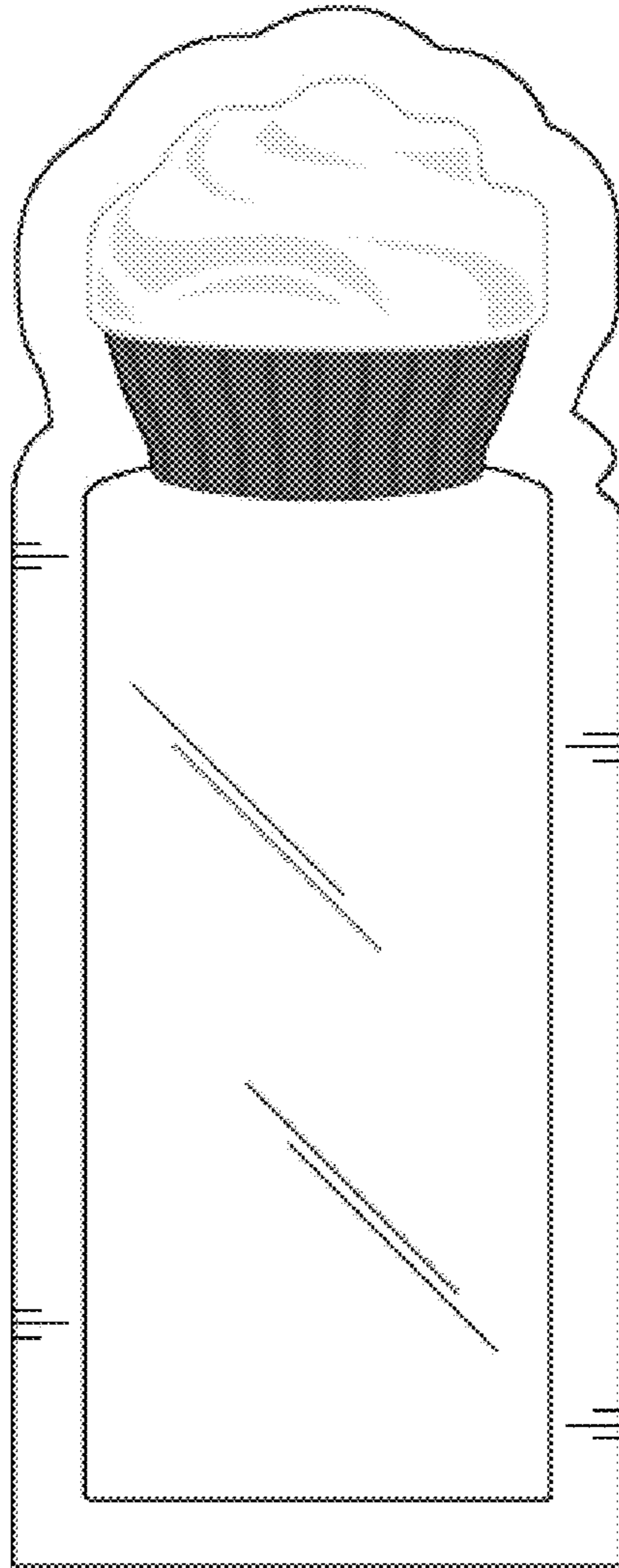


Fig. 2



Fig. 3



Fig. 4



Fig. 5




Fig. 6

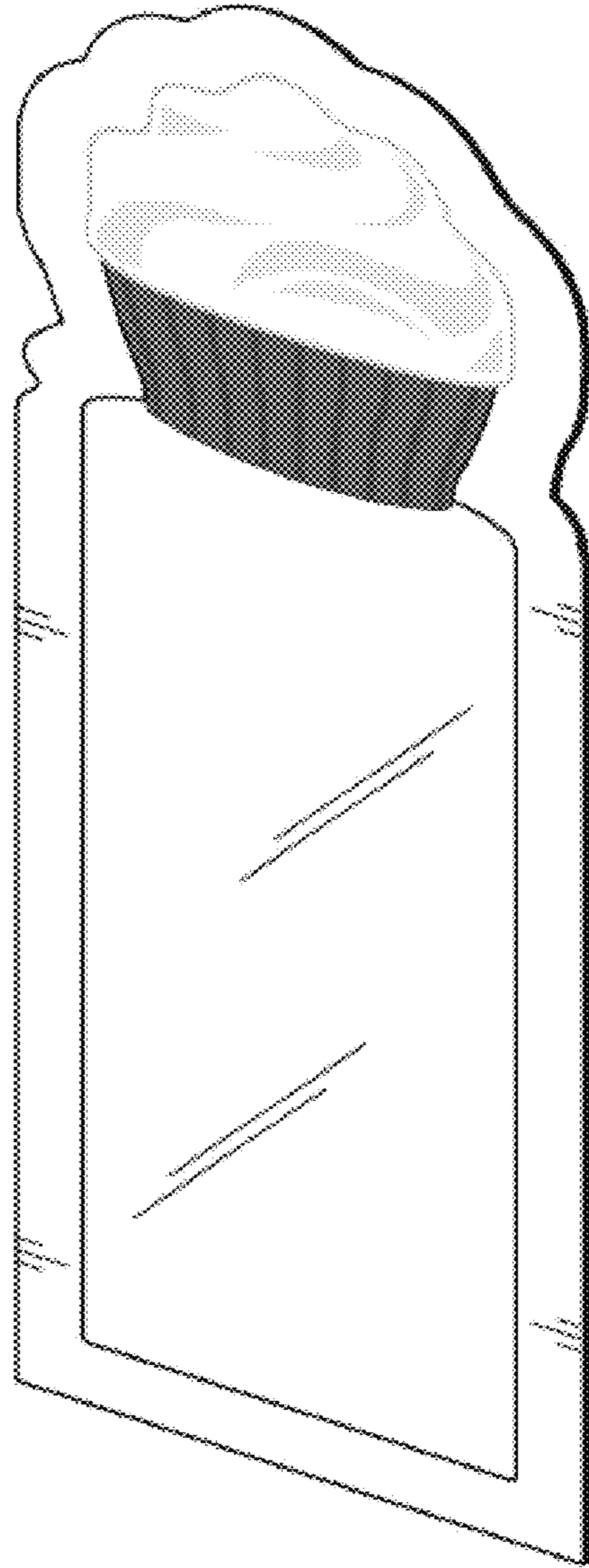


Fig. 7