



US00D860794S

(12) **United States Design Patent** (10) **Patent No.:** **US D860,794 S**
Augustyniak et al. (45) **Date of Patent:** **** Sep. 24, 2019**

(54) **PACKAGING**

(71) Applicant: **Louis Vuitton Malletier**, Paris (FR)

(72) Inventors: **Mathias Augustyniak**, Paris (FR);
Michaël Amzalag, Paris (FR)

(73) Assignee: **Louis Vuitton Malletier**, Paris (FR)

(**) Term: **15 Years**

(21) Appl. No.: **29/586,158**

(22) Filed: **Dec. 1, 2016**

(30) **Foreign Application Priority Data**

Jun. 1, 2016 (FR) 2016-2871

(51) **LOC (12) Cl.** **09-01**

(52) **U.S. Cl.**
USPC **D9/504; D9/454**

(58) **Field of Classification Search**
USPC D9/414, 424, 428, 434-435, 444-445,
D9/449, 451, 454, 500-501, 503-504,
(Continued)

(56) **References Cited**

U.S. PATENT DOCUMENTS

941,718 A * 11/1909 Koons A61C 19/02
206/369
2,638,820 A * 5/1953 Barnes B31C 1/00
229/201

(Continued)

OTHER PUBLICATIONS

“Flaviar: The Welcome Box”, AllSubscriptionboxes.co.uk. 7 pages,
posted Apr. 8, 2017, <<http://www.allsubscriptionboxes.co.uk/flaviar-welcome-box/>>.*

(Continued)

Primary Examiner — Dana Meyrow

(74) *Attorney, Agent, or Firm* — Fross Zelnick Lehrman
& Zissu, P.C.; Charles T. J. Weigell, Esq.

(57) **CLAIM**

The ornamental design for packaging, as shown and described.

DESCRIPTION

FIG. 1 is a front top perspective view of packaging showing our new design, in an open configuration with the lower portion separated and positioned adjacent to the upper portion;

FIG. 2 is a front elevation view of the packaging of FIG. 1 shown in an alternate configuration, in which the lower portion is separated and positioned directly beneath the upper portion, the rear elevation view being a mirror image thereof;

FIG. 3 is a left side view thereof;

FIG. 4 is a right side view thereof;

FIG. 5 is a top plan view thereof, showing the top view of the upper portion;

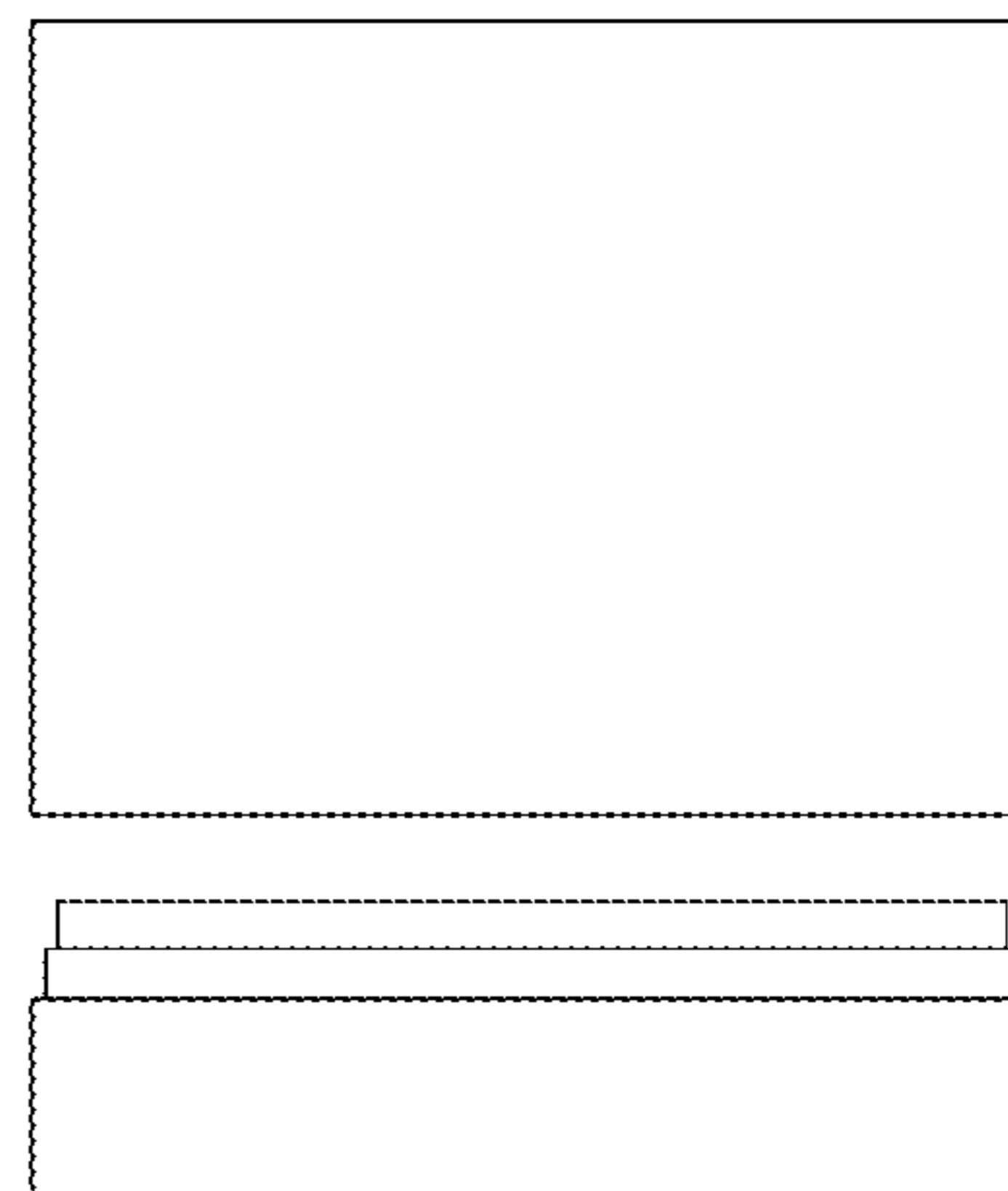
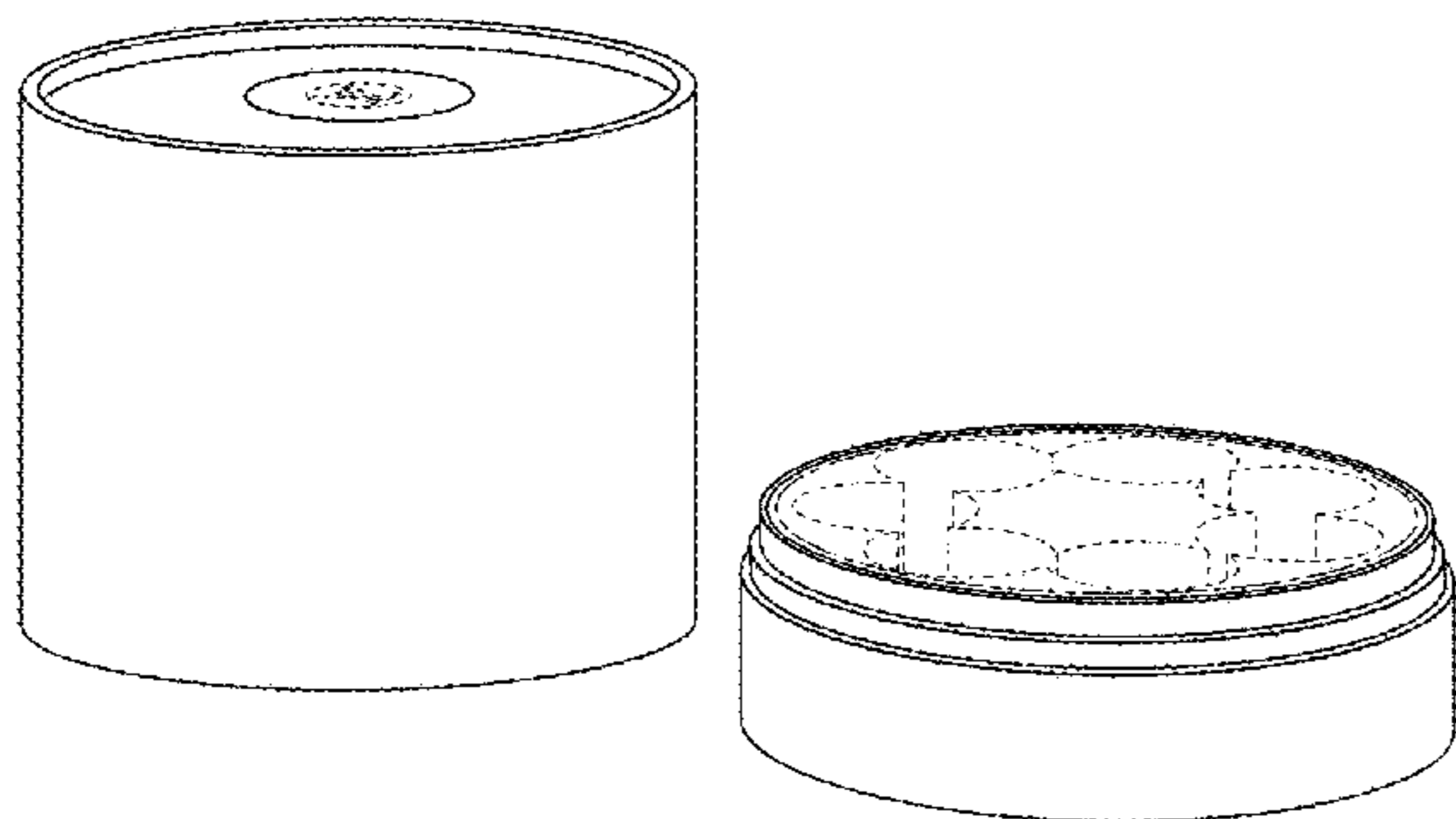
FIG. 6 is a bottom plan view thereof, showing the bottom view of the lower portion; and,

FIG. 7 is a front top left perspective view of the packaging shown in FIG. 1, showing bottles placed in the lower portion of the packaging when in use, the bottles not being part of the claimed design.

The portions shown in broken lines of equal length in FIGS. 1 and 7 form no part of the claimed design. The broken lines of unequal length in FIGS. 1 and 7 define the boundary of the claimed design, and form no part of the claimed design. The interior portion of the packaging that is not visible in FIGS. 1 and 7 forms no part of the claimed design.

The “LV” trademark shown in FIGS. 1, 5, and 7 is a registered trademark of Louis Vuitton Malletier.

1 Claim, 7 Drawing Sheets



US D860,794 S

Page 2

(58) **Field of Classification Search**

USPC D9/516–517, 529, 549, 558, 652, 711,
D9/715, 719, 721, 751; D3/203.2, 300,
D3/302; D7/703; D27/190; D28/4, 8,
D28/76, 91
CPC B65D 1/00; B65D 1/02; B65D 1/0223;
B65D 23/00; B65D 81/00; B65D
2501/00; B65D 2501/0009
See application file for complete search history.

D621,261 S * 8/2010 DeMarco D9/504
D671,837 S * 12/2012 Rosenberg D9/416
D693,686 S * 11/2013 Rosenberg D9/416
D710,543 S * 8/2014 Dittmer D28/73
D728,216 S * 5/2015 Click D3/203.5
D799,956 S * 10/2017 Karmi D9/420
D815,518 S * 4/2018 Safdie D9/418
D826,055 S * 8/2018 Augustyniak D9/504
D826,057 S * 8/2018 Joao do Silva Antunes da
Guia D9/529
D849,543 S * 5/2019 Augustyniak D9/504

(56)

References Cited

U.S. PATENT DOCUMENTS

D180,015 S * 4/1957 Frascolla D9/662
3,144,193 A * 8/1964 Geist B65D 3/00
229/202
D354,909 S * 1/1995 Blanche D7/596
D436,861 S * 1/2001 Sagel D9/422
D441,133 S * 4/2001 Emery D27/189
D441,648 S * 5/2001 Gidlund D9/428
D449,404 S * 10/2001 Emery D27/186
D518,369 S * 4/2006 Haber D9/424
D519,027 S * 4/2006 Haber D9/424
7,621,403 B2 * 11/2009 Althoff A45D 40/24
206/443

OTHER PUBLICATIONS

“Paper Tube Packaging for Bottles 10”, Luxfolio 2013, Lux pac
Ltd., © 2013, 2 pages, < [http://luxpac.com/paper-tubepackaging/
boxes/paper-tube-packagingfor-](http://luxpac.com/paper-tubepackaging/boxes/paper-tube-packagingfor-).*
“Custom Kraft Paper Tubes for Jewelry Designer”, The Paper Tube
Co. Blog, The Paper Tube Co., 5 pages, posted Mar. 19, 2015, <
[https://www.papertube.co/custom-kraft-paper-tubesfor-jewelry-
designer/](https://www.papertube.co/custom-kraft-paper-tubesfor-jewelry-designer/)>.*
Design U.S. Appl. No. 29/585,976, filed Nov. 30, 2016.
Design U.S. Appl. No. 29/585,974, filed Nov. 30, 2016.
Design U.S. Appl. No. 29/586,159, filed Dec. 1, 2016.

* cited by examiner

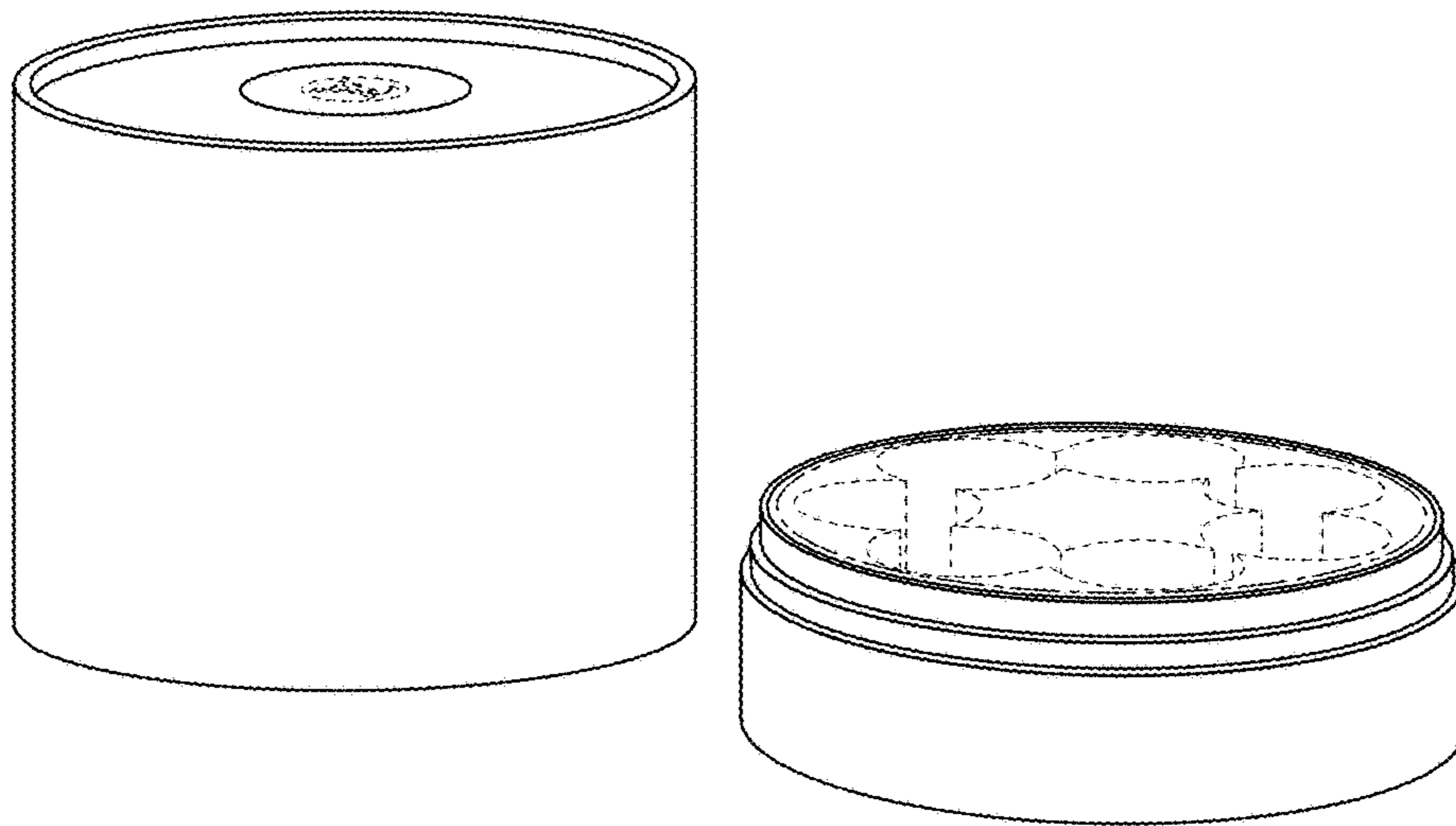


FIG. 1




FIG. 2




FIG. 3




FIG. 4

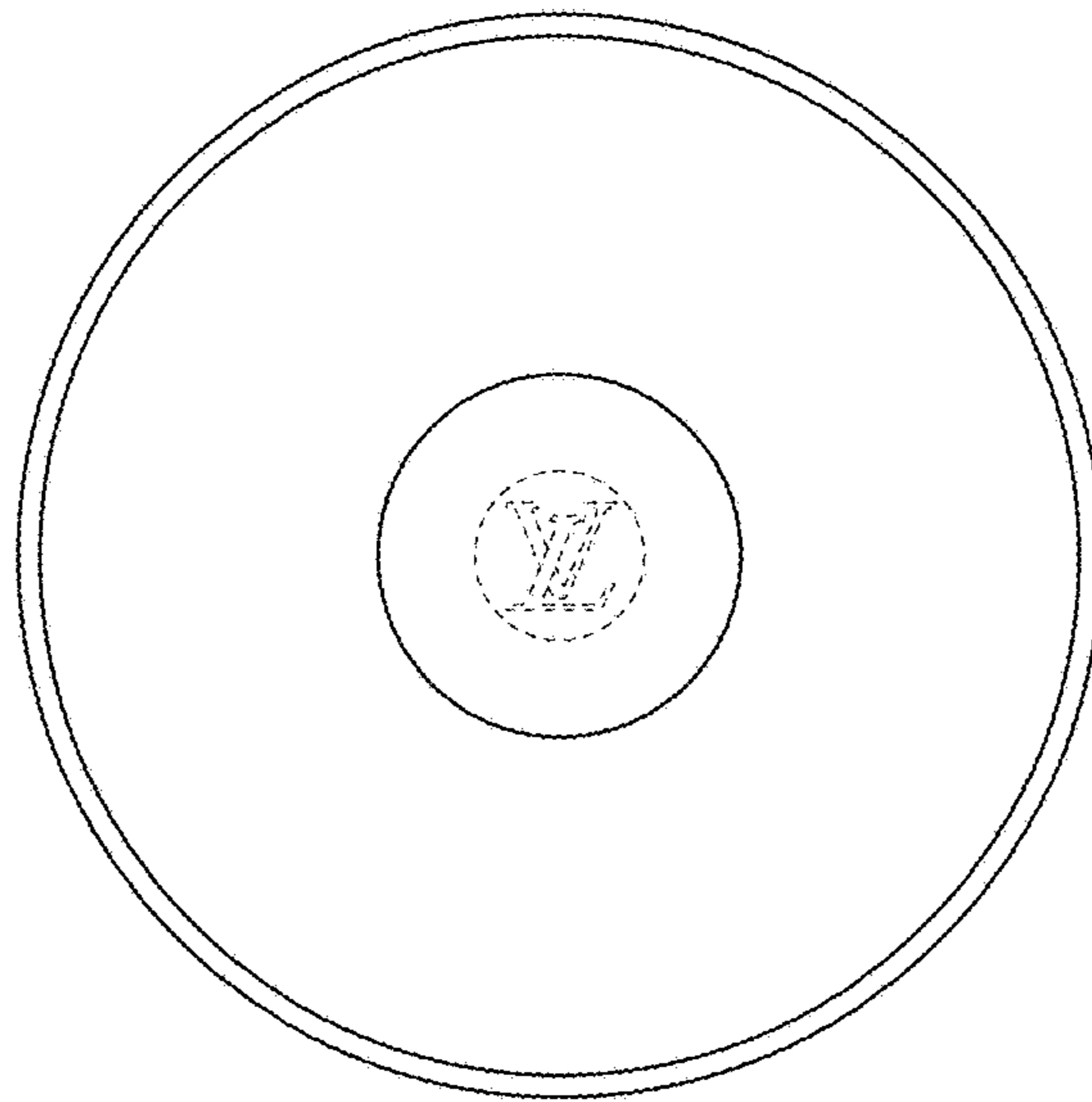


FIG. 5




FIG. 6

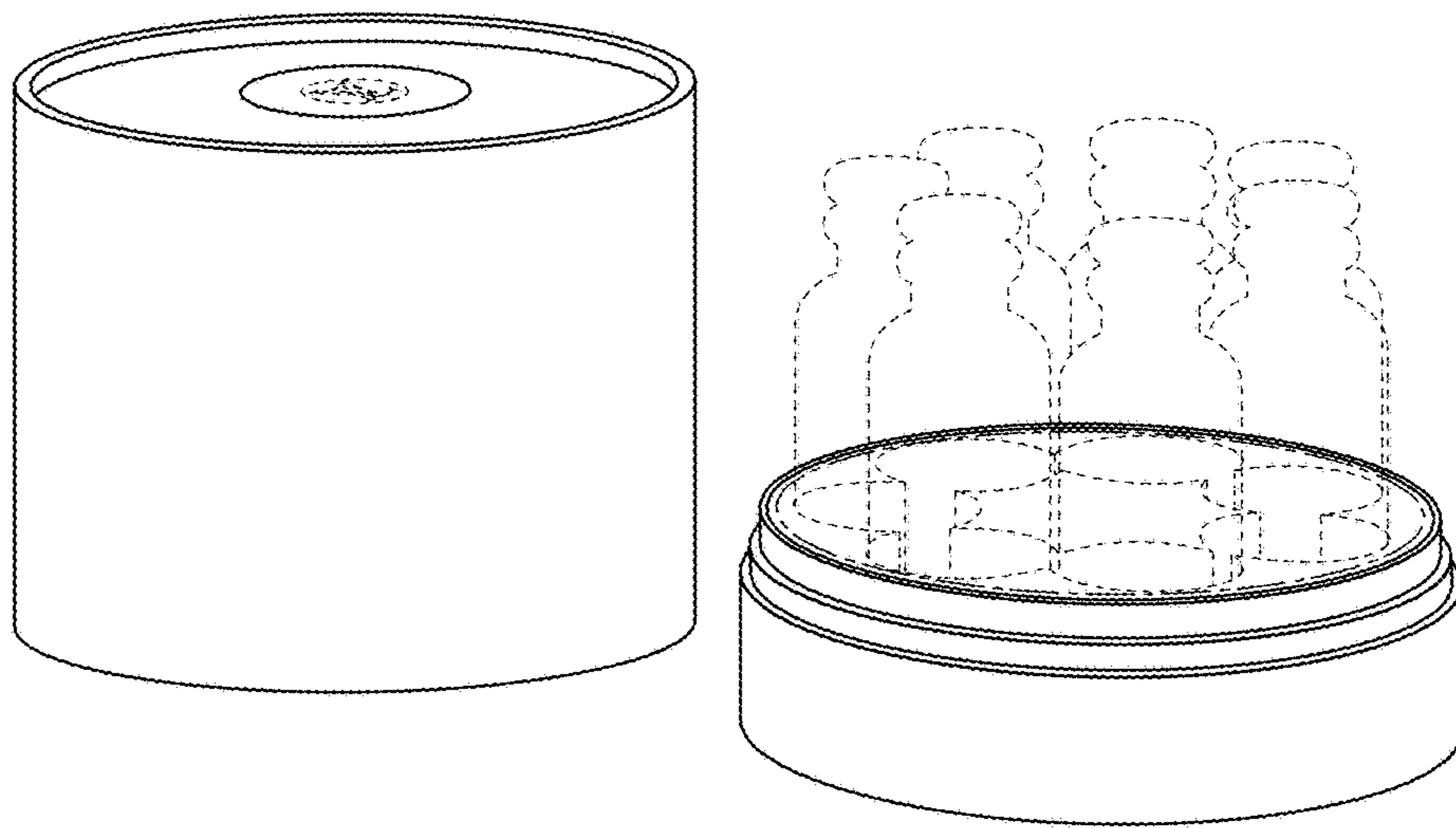


FIG. 7