



US00D860790S

(12) **United States Design Patent**
Sedgwick

(10) **Patent No.:** **US D860,790 S**

(45) **Date of Patent:** **** Sep. 24, 2019**

(54) **STACKABLE FOOD HOLDER**

21/0212; B65D 21/0224; B32B 3/12;
A47G 19/30; E04B 2001/7691; A47J
37/10; A47F 7/281

(71) Applicant: **Inno-Pak, LLC**, Delaware, OH (US)

See application file for complete search history.

(72) Inventor: **Nathan Sedgwick**, Aliso Viejo, CA
(US)

(56) **References Cited**

(73) Assignee: **Inno-Pak, LLC**, Delaware, OH (US)

U.S. PATENT DOCUMENTS

(**) Term: **15 Years**

D208,067 S * 7/1967 Heirich D25/141
3,586,173 A * 6/1971 Reynolds A47G 19/30
211/73
3,994,213 A * 11/1976 Brezinski A47J 37/10
99/441
D263,191 S * 3/1982 Moore D19/90

(21) Appl. No.: **29/618,759**

(Continued)

(22) Filed: **Sep. 23, 2017**

(51) **LOC (12) Cl.** **09-07**

(52) **U.S. Cl.**
USPC **D9/456**

OTHER PUBLICATIONS

(58) **Field of Classification Search**

USPC D3/304, 318, 319; D6/300, 382, 383,
D6/648, 672, 675, 675.2, 682.3, 683;
D7/387, 388, 391, 392.1, 396.1, 396.6,
D7/403, 409, 504, 511, 550.1, 553.1,
D7/553.2, 566, 568, 601, 602, 614, 615,
D7/629, 701, 703, 707, 708; D9/414,
D9/416, 424, 425, 426, 427, 428, 430,
D9/432, 433, 434, 435, 436, 456, 601,
D9/602, 701, 703, 707, 708, 715, 721,
D9/732, 736, 756, 761; D34/38;
D25/119, 120, 121, 122, 123, 126, 129,
D25/138, 142; D24/121, 123, 124, 227,
D24/228; D19/34.1, 34.2, 34.4, 75, 96,
D19/97

Pulp Divided Taco Tray Insert: Site Visited [Mar. 27, 2019].
Available from Internet URL: <https://www.sabert.com/sites/default/files/catalogs/Green-Pulp%20Divided%20Taco%20Tray%20Insert-V2.pdf>.*

Primary Examiner — Jennifer Rivard
Assistant Examiner — Catherine S Posthauer
(74) *Attorney, Agent, or Firm* — Ward and Smith, P.A.;
Ryan K. Simmons

(57) **CLAIM**

The ornamental design for a stackable food holder, as shown.

DESCRIPTION

FIG. 1 is a front perspective view of the stackable food holder of the present invention;
FIG. 2 is a top plan view thereof;
FIG. 3 is a side view thereof, as shown from the rear side of FIG. 2;
FIG. 4 is a side view thereof, as shown from the front side of FIG. 2;
FIG. 5 is a side view thereof, as shown from the left side of FIG. 2; and,

(Continued)

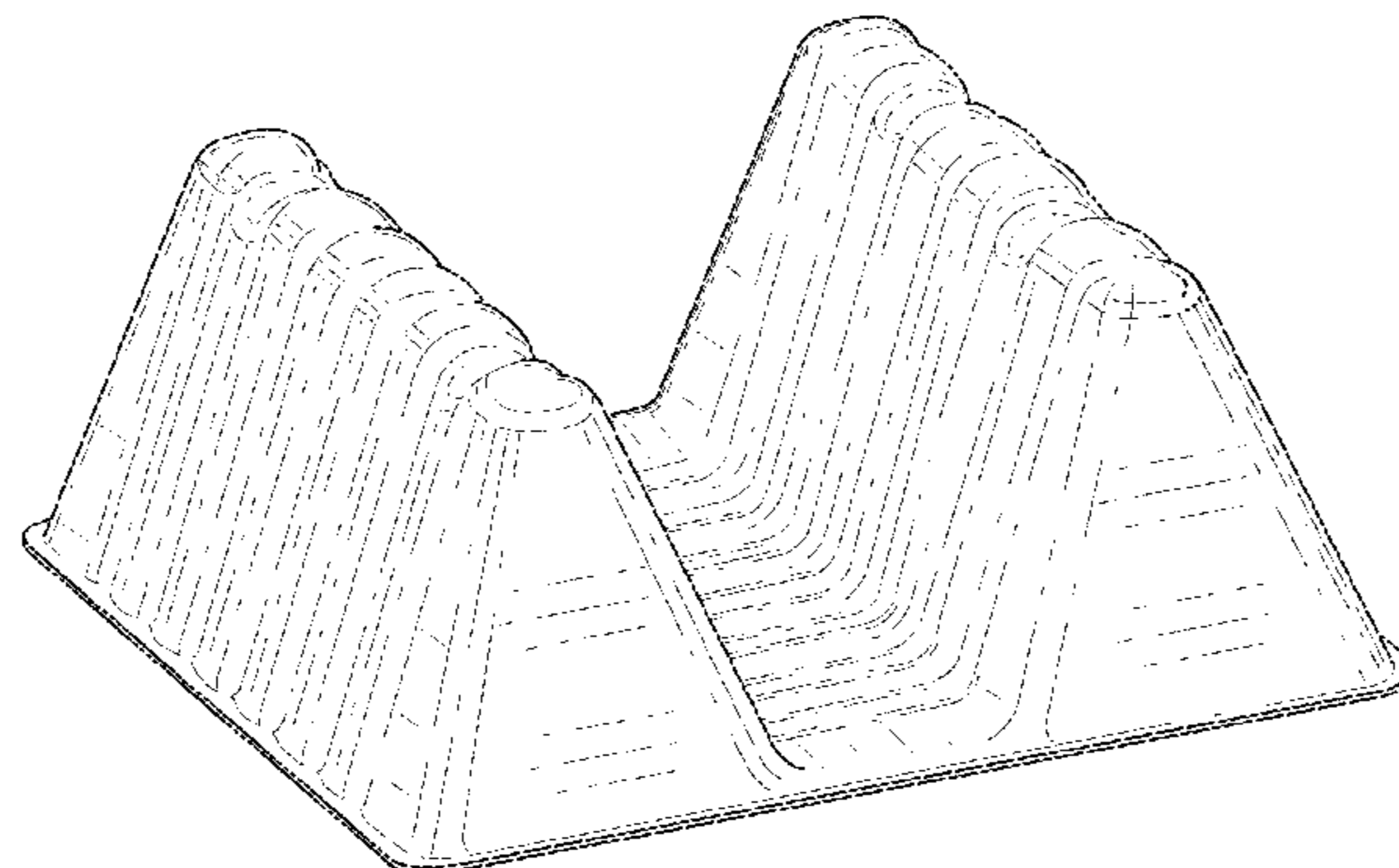


FIG. 6 is a side view thereof, as shown from the right side of FIG. 2.

1 Claim, 4 Drawing Sheets

(56)

References Cited

U.S. PATENT DOCUMENTS

D304,664 S * 11/1989 Wyant D7/504
 5,593,755 A * 1/1997 Fuss B31D 5/04
 156/204
 D381,180 S * 7/1997 Schueneman D34/38
 5,899,331 A * 5/1999 Warren, Jr. B65D 71/70
 206/389
 5,971,168 A * 10/1999 Proulx A47G 19/30
 211/73
 D417,364 S * 12/1999 Lin D7/409
 D446,092 S * 8/2001 Cautereels D7/701
 6,273,278 B1 * 8/2001 Enyedy A47F 7/0028
 211/73
 D499,607 S * 12/2004 Lyon D7/504

D536,612 S * 2/2007 Geurts D9/432
 D627,612 S * 11/2010 Falk D7/619.1
 D631,352 S * 1/2011 Gilfert D9/456
 D637,035 S * 5/2011 Zorovich D7/387
 7,984,806 B2 * 7/2011 Matheou A47B 73/008
 206/427
 D698,644 S * 2/2014 Teopas D24/227
 D713,725 S * 9/2014 Cedeno D7/504
 D779,271 S * 2/2017 Simon D7/504
 D818,316 S * 5/2018 Disraeli D7/504
 D823,486 S * 7/2018 Hassan D25/138
 2002/0063194 A1 * 5/2002 O'malley B65D 19/44
 248/346.02
 2005/0023234 A1 * 2/2005 Head A47F 7/0071
 211/85.4
 2005/0103674 A1 * 5/2005 Matheou A47B 73/008
 206/503
 2007/0163449 A1 * 7/2007 Hart A47J 36/24
 99/426
 2008/0286431 A1 * 11/2008 Brown A47G 19/30
 426/560
 2017/0295974 A1 * 10/2017 Lai A47G 23/06
 2019/0053652 A1 * 2/2019 Sedgwick

* cited by examiner

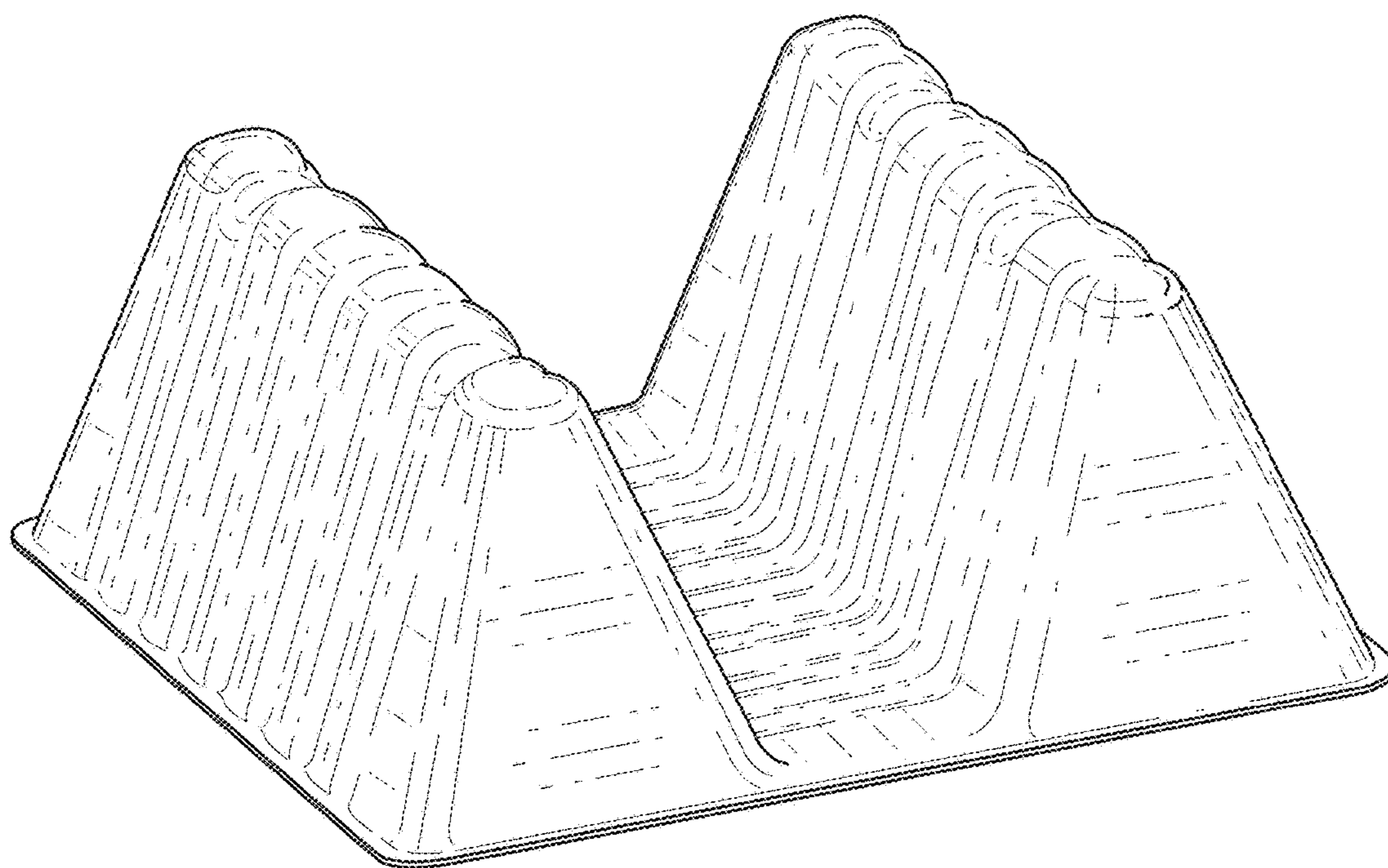


FIG. 1

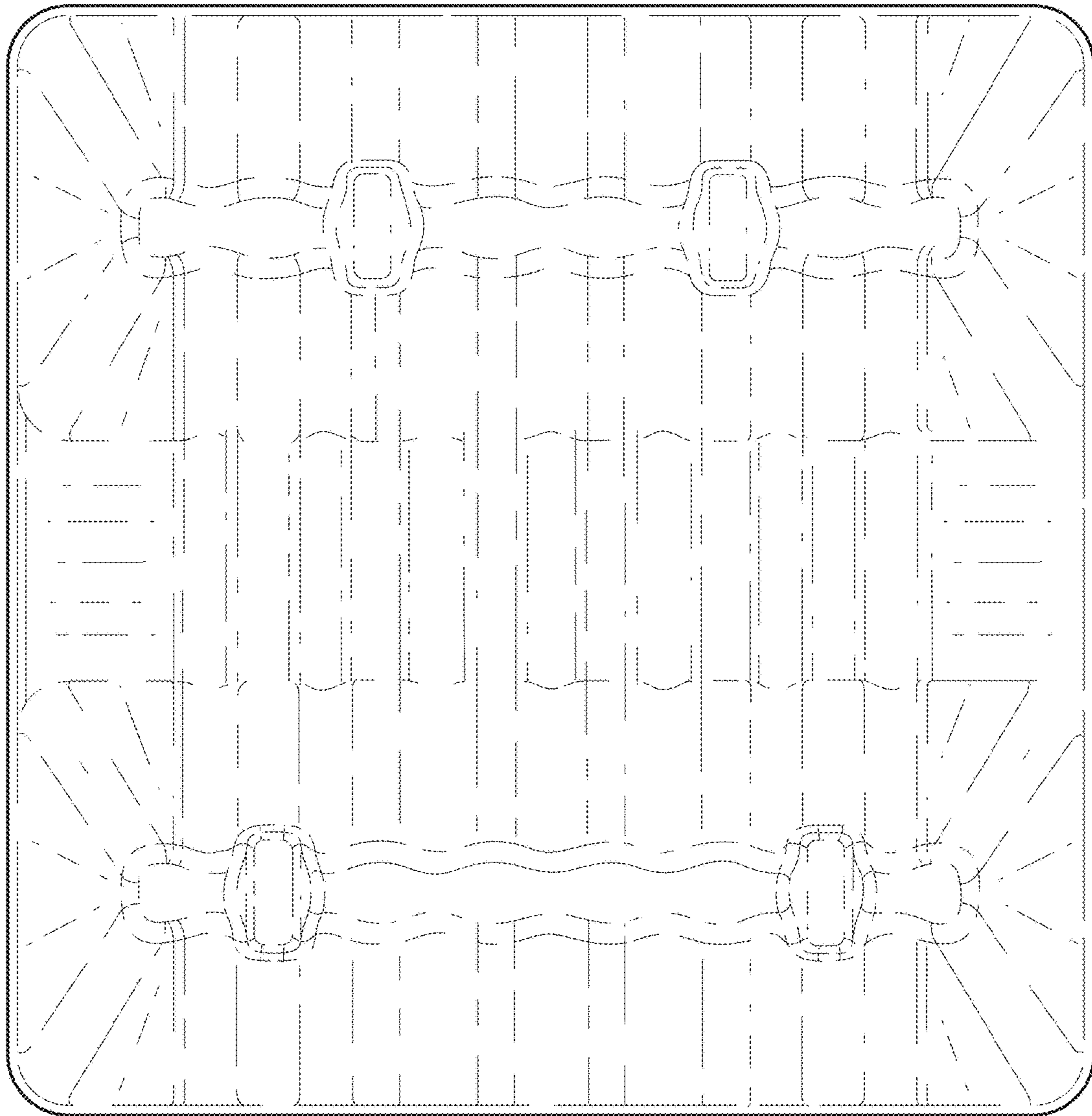


FIG. 2

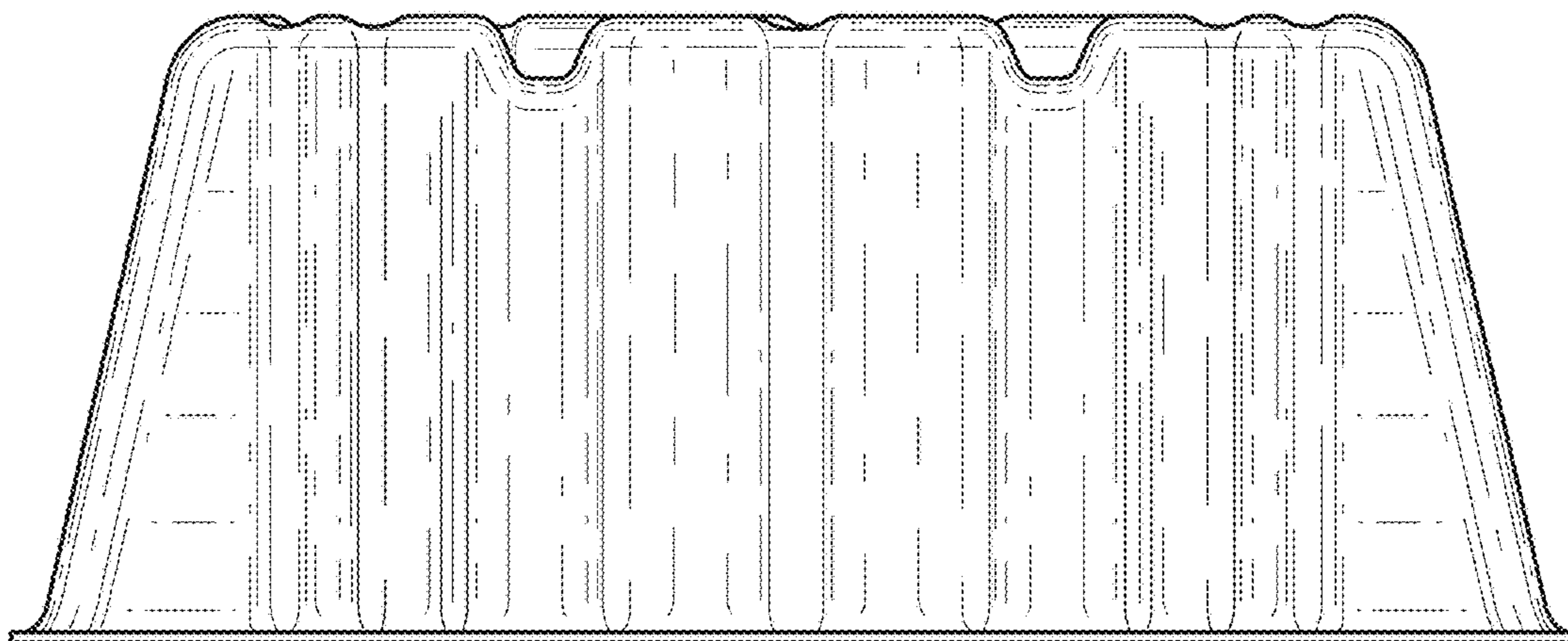


FIG. 3

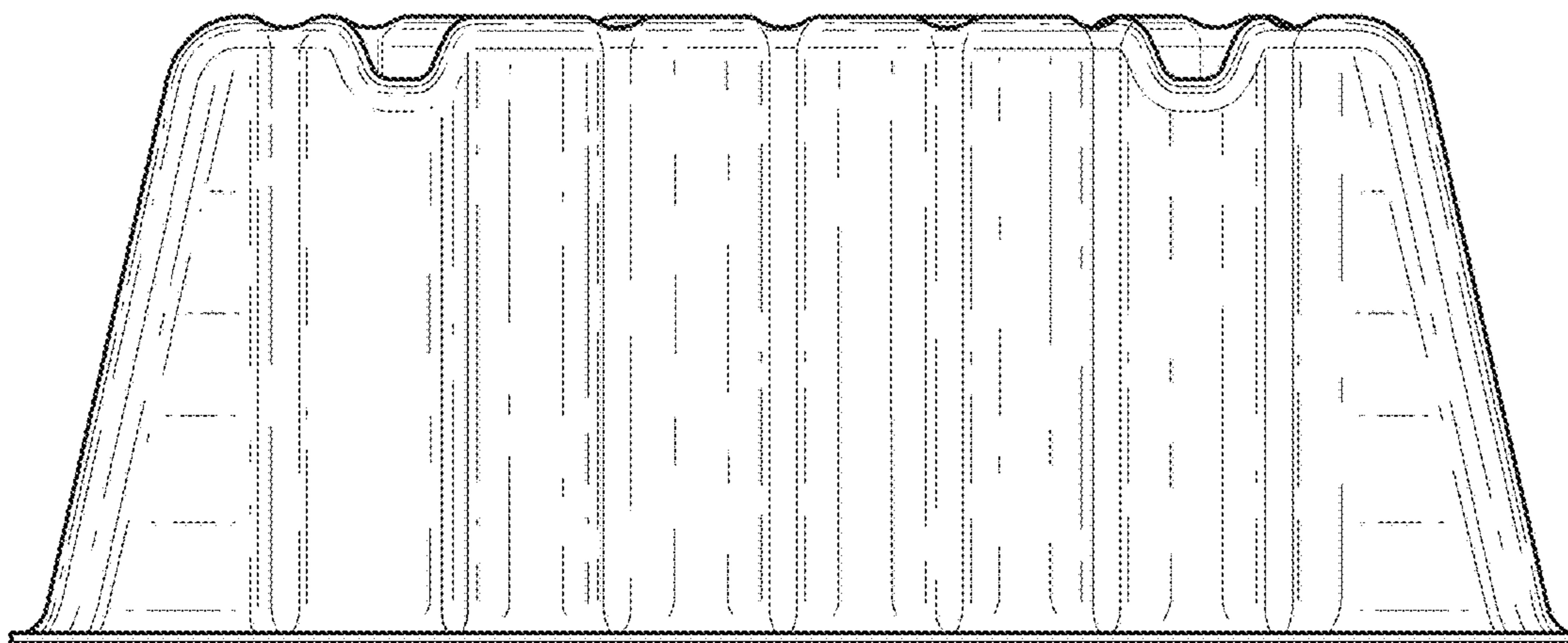


FIG. 4

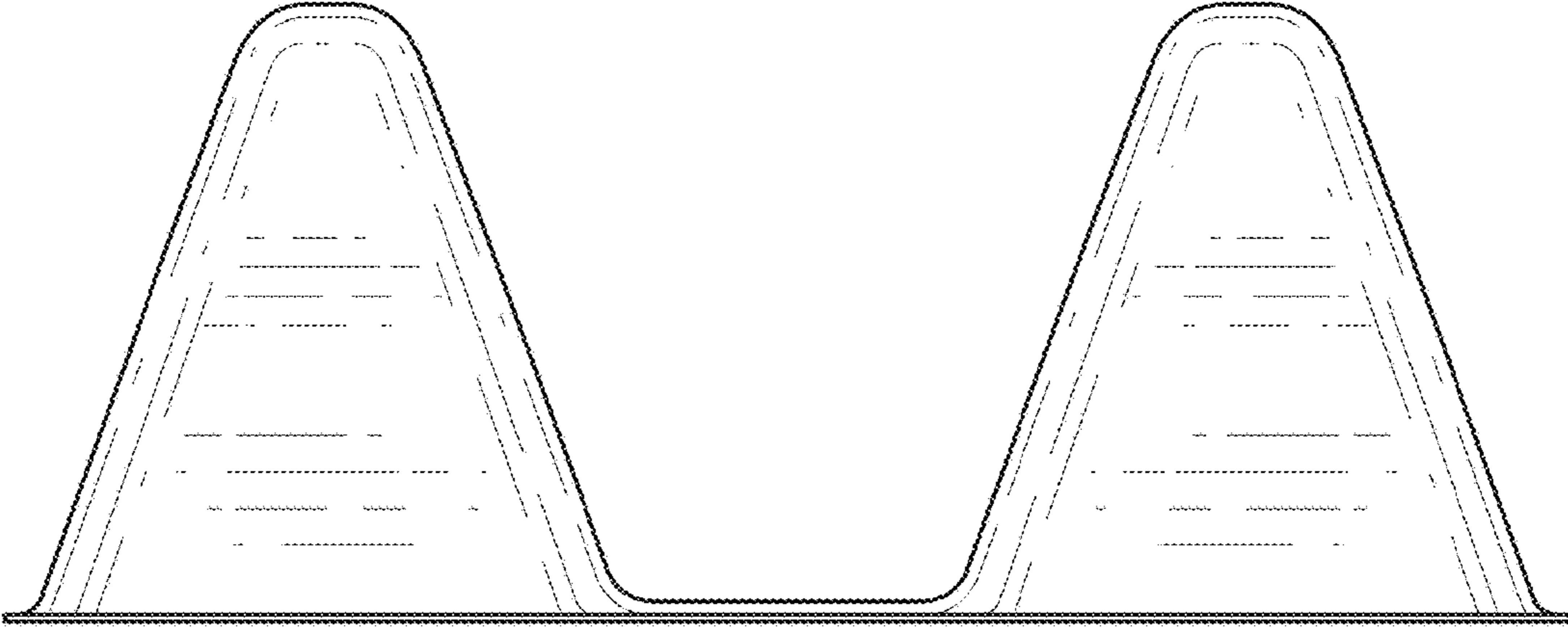


FIG. 5

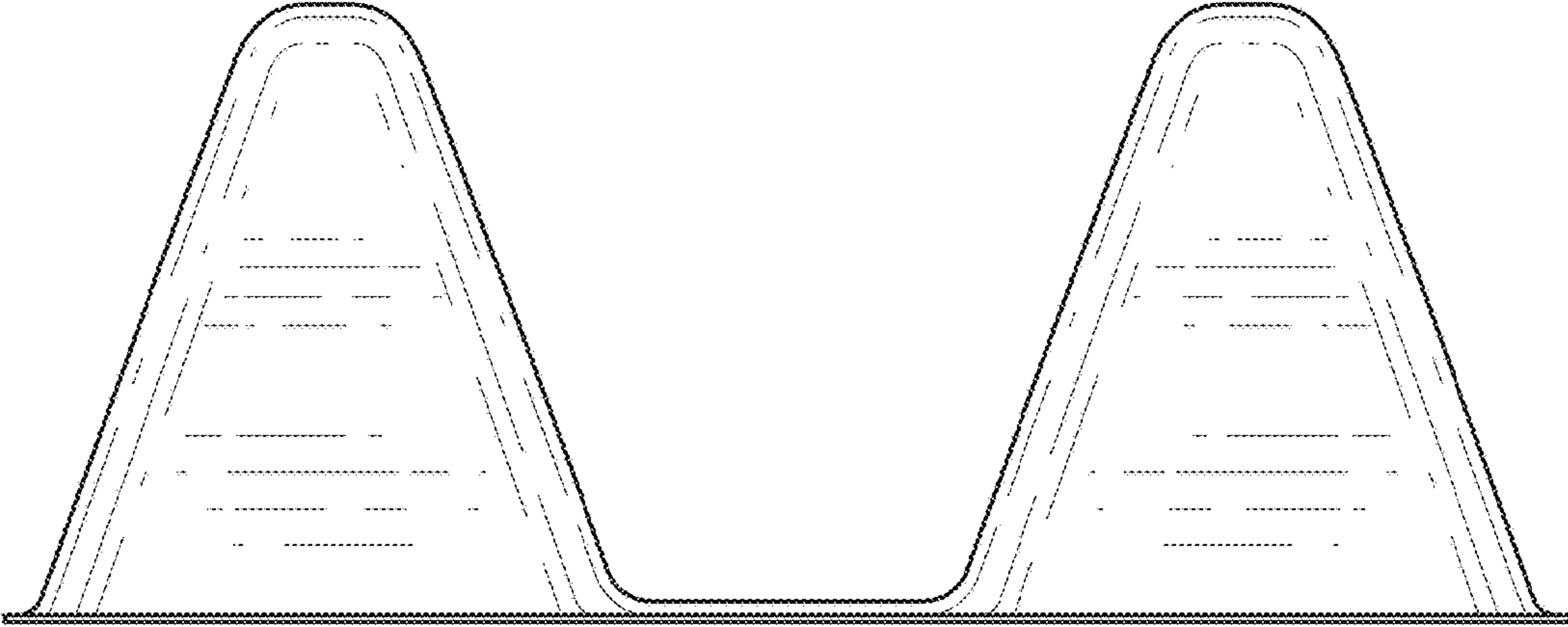


FIG. 6