

US00D860775S

(12) **United States Design Patent**  
**Kazutaka**

(10) **Patent No.:** **US D860,775 S**

(45) **Date of Patent:** **\*\* Sep. 24, 2019**

(54) **DOORSTOP**

(71) Applicant: **KAGIYA KANAMONOTEN CO., LTD.**, Hyogo (JP)

(72) Inventor: **Kajiwara Kazutaka**, Kobe (JP)

(73) Assignee: **KAGIYA KANAMONOTEN CO., LTD.**, Hyogo (JP)

(\*\*) Term: **15 Years**

(21) Appl. No.: **35/505,923**

(22) Filed: **Sep. 28, 2018**

(80) **Hague Agreement Data**

Int. Filing Date: **Sep. 28, 2018**

Int. Reg. No.: **DM/103211**

Int. Reg. Date: **Sep. 28, 2018**

Int. Reg. Pub. Date: **Oct. 26, 2018**

(51) **LOC (12) Cl.** ..... **08-09**

(52) **U.S. Cl.**  
USPC ..... **D8/402**

(58) **Field of Classification Search**  
USPC ..... D8/47, 374, 402  
CPC ..... E05C 17/54; Y10T 292/73  
See application file for complete search history.

(56) **References Cited**

**U.S. PATENT DOCUMENTS**

- D31,975 S \* 12/1899 Hunsinger, Jr. .... D8/47
- 776,378 A \* 11/1904 Bellamy ..... E05C 17/54  
16/82
- 2,376,117 A \* 5/1945 Bright ..... E05C 17/54  
16/82
- D178,994 S \* 10/1956 Gislason ..... D8/402
- 3,328,065 A \* 6/1967 Arenson ..... E05C 17/54  
16/86 A
- D238,745 S \* 2/1976 Bedard ..... D8/47

- D309,708 S \* 8/1990 Rosa ..... D8/402
- D317,482 S \* 6/1991 Michaelsen ..... D8/14
- 5,368,349 A \* 11/1994 Hebert ..... E05C 17/54  
16/82
- D406,028 S \* 2/1999 Montgomery ..... D8/402
- 6,616,128 B2 \* 9/2003 Selzer ..... A62B 3/005  
254/104
- D499,958 S \* 12/2004 Crane ..... D8/402
- 7,690,080 B1 \* 4/2010 Coffman, II ..... E05C 17/54  
16/82
- 7,784,751 B1 \* 8/2010 Bellows ..... A47B 91/02  
248/188.2
- 8,191,191 B2 \* 6/2012 Montross ..... A47C 20/021  
254/104
- D760,566 S \* 7/2016 Biec ..... D8/47
- D771,484 S \* 11/2016 Sorce ..... D8/402
- D821,838 S \* 7/2018 Castellanos ..... D8/47
- D832,680 S \* 11/2018 Bunch ..... D8/354

\* cited by examiner

*Primary Examiner* — Deanna L Pratt

(74) *Attorney, Agent, or Firm* — Global IP Counselors, LLP

(57) **CLAIM**

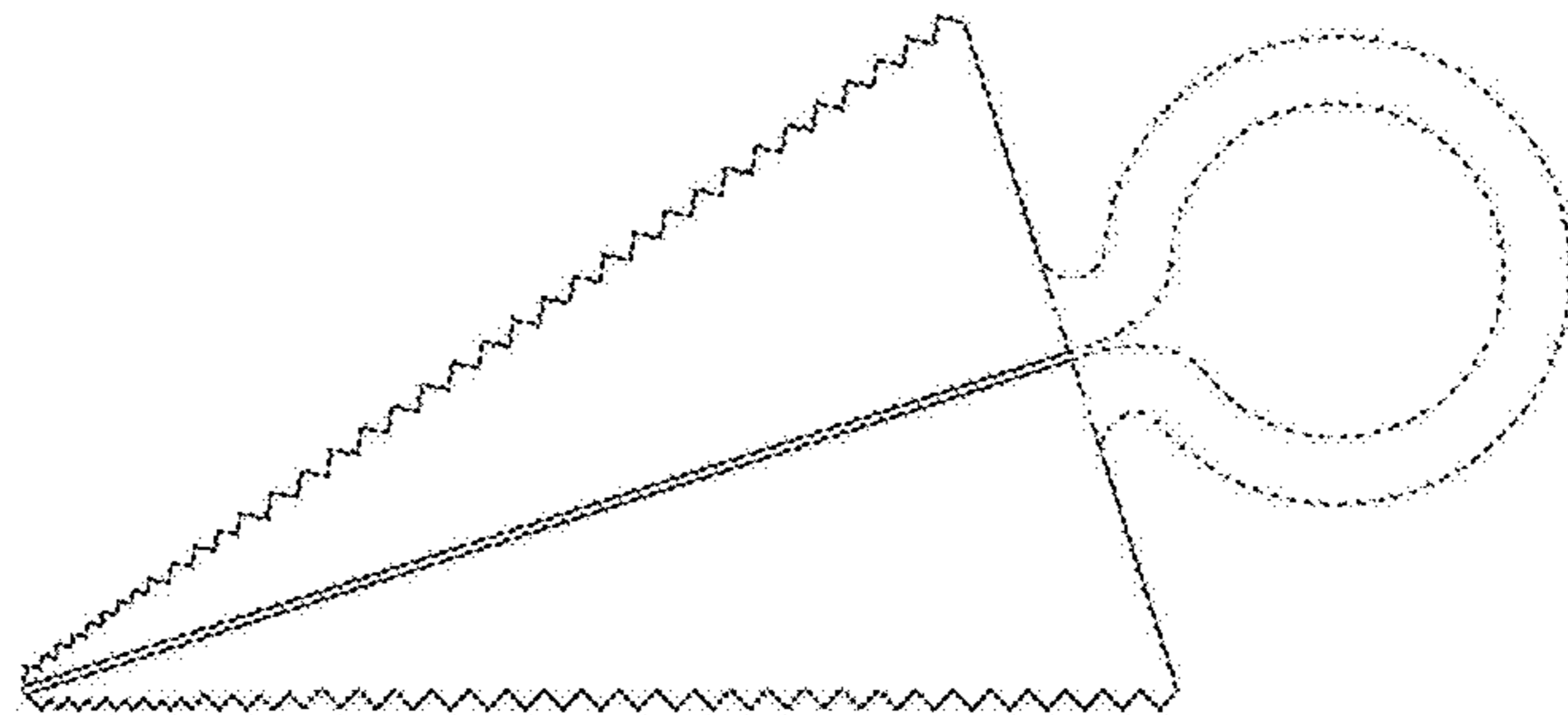
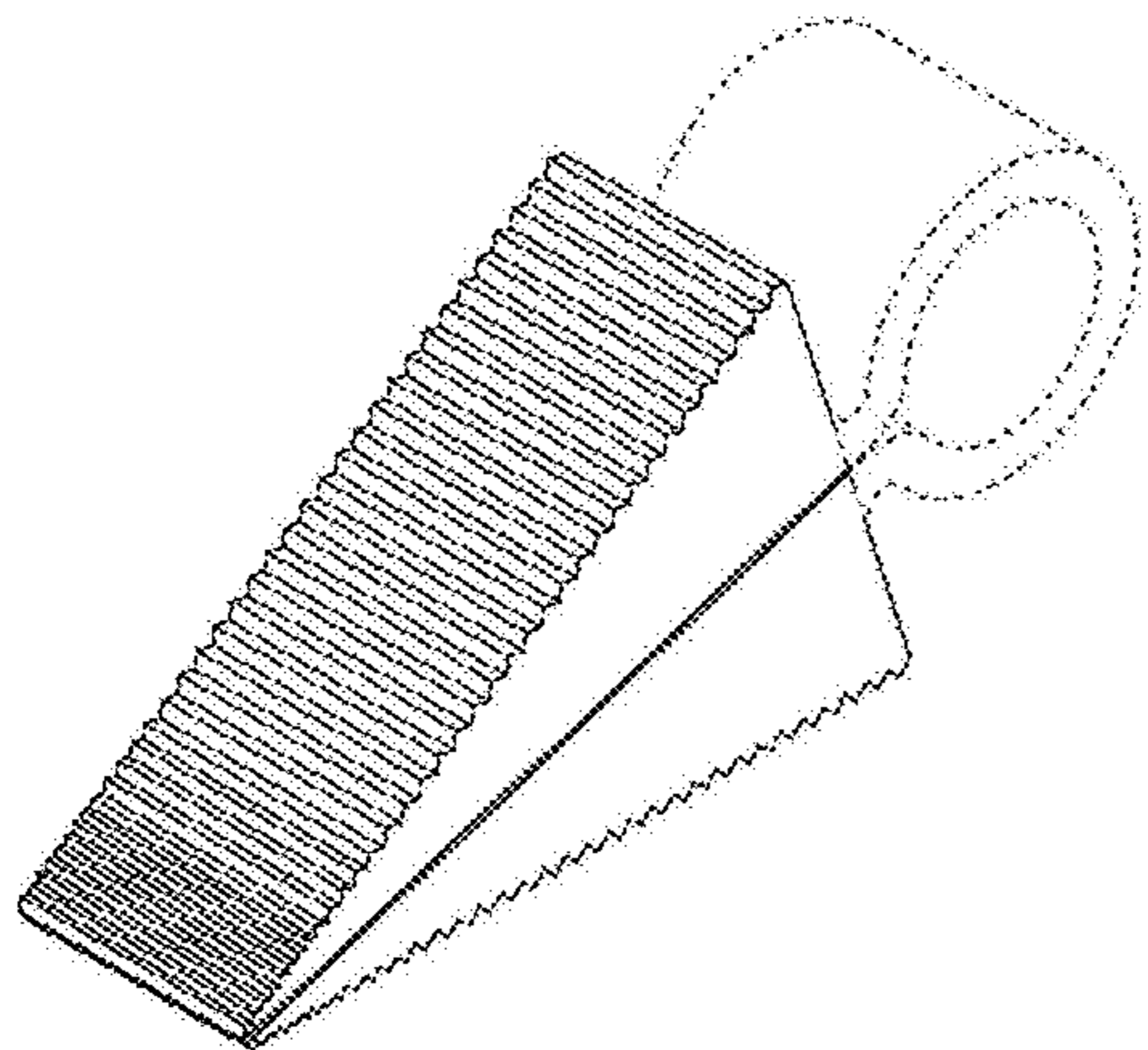
The ornamental design for doorstop, as shown and described.

**DESCRIPTION**

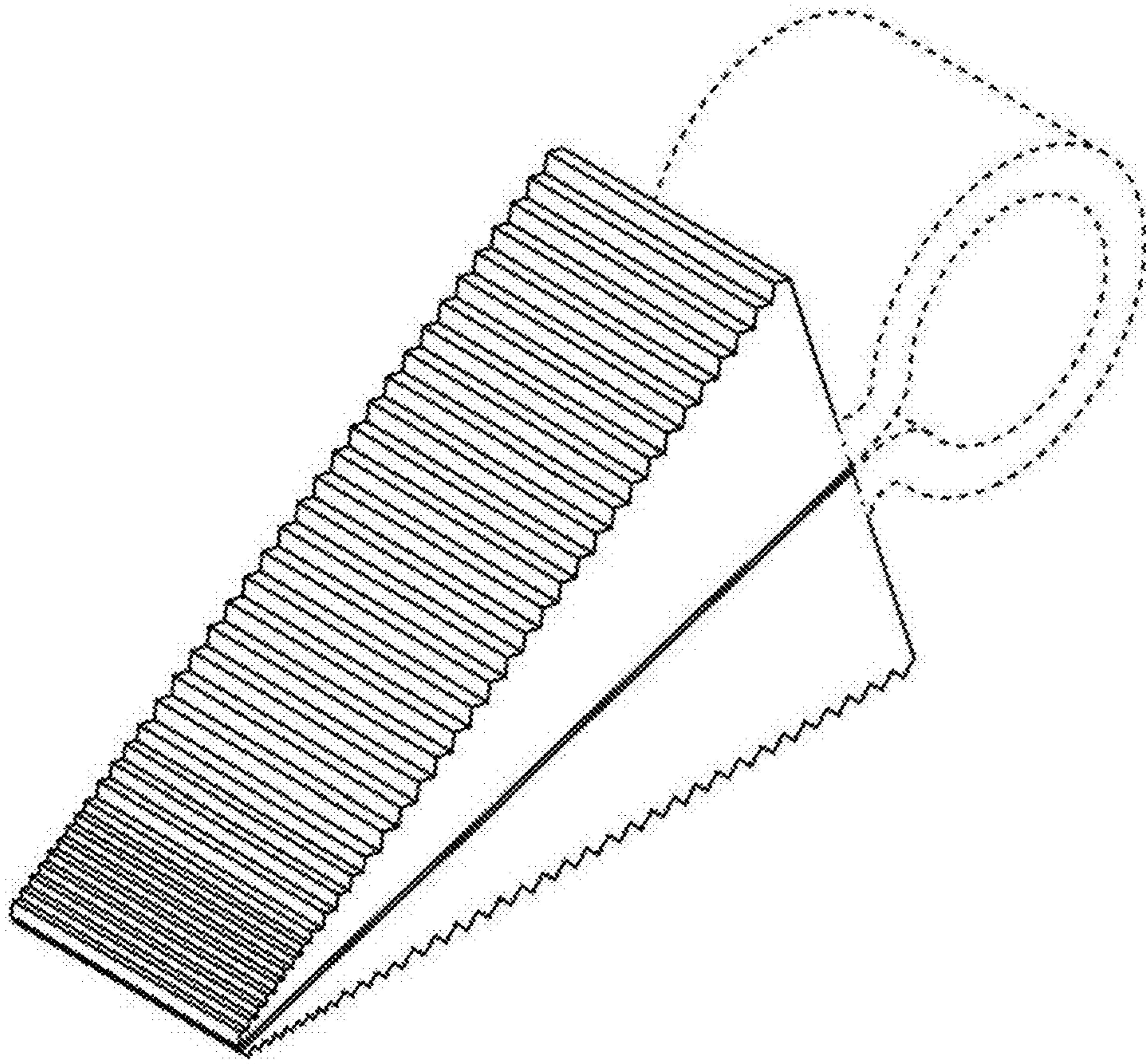
- 1. Doorstop
- 1.1 : Perspective
- 1.2 : Front
- 1.3 : Top
- 1.4 : Bottom
- 1.5 : Left
- 1.6 : Right

The broken lines in the drawings illustrate portions of the doorstop that form no part of the claimed design.

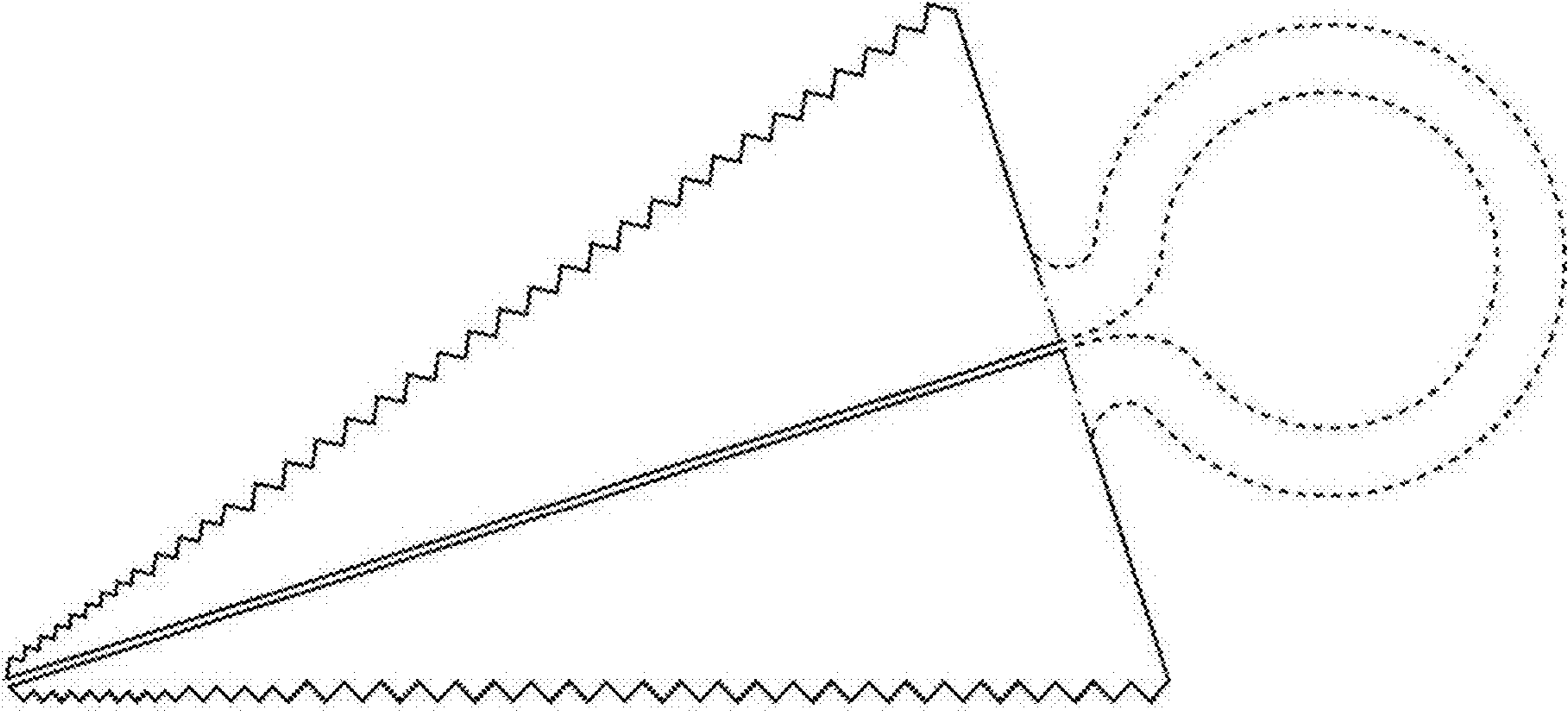
**1 Claim, 6 Drawing Sheets**




1.1




1.2




1.3



1.4



1.5



1.6

