



US00D860758S

(12) **United States Design Patent**  
**Hall**

(10) **Patent No.:** **US D860,758 S**

(45) **Date of Patent:** **\*\* Sep. 24, 2019**

(54) **CABINET PULL**

(71) Applicant: **KINGSWAY ENTERPRISES (UK) LIMITED**, Swanley, Kent (GB)

(72) Inventor: **Benjamin Hall**, Swanley (GB)

(73) Assignee: **Kingsway Enterprises (UK) Limited**, Kent (GB)

(\*\*) Term: **15 Years**

(21) Appl. No.: **29/647,278**

(22) Filed: **May 11, 2018**

(30) **Foreign Application Priority Data**

Apr. 5, 2018 (GB) ..... 6032483

(51) **LOC (12) Cl.** ..... **08-06**

(52) **U.S. Cl.**  
USPC ..... **D8/313**

(58) **Field of Classification Search**  
USPC ..... D8/300, 301, 302, 313, 315, 316, 318,  
D8/319, 320, 331; D7/393, 394  
CPC ..... Y10T 16/469; Y10T 16/44; Y10T 16/498;  
Y10T 16/459; Y10T 74/20732; Y10T  
16/462; Y10T 29/49826; Y10T 16/4559;  
Y10T 74/20864; Y10T 16/4628; Y10T  
407/1825; Y10T 408/96; Y10T 74/20612;  
Y10T 137/6024; B25G 1/10; B25G 1/00;  
B25G 3/00  
See application file for complete search history.

(56) **References Cited**

**U.S. PATENT DOCUMENTS**

788,879 A \* 5/1905 Borsig ..... A47B 95/02  
16/416  
1,437,509 A \* 12/1922 Genth ..... A47B 95/02  
16/416

2,160,762 A \* 5/1939 Stenberg ..... B60K 37/00  
16/443  
D142,942 S \* 11/1945 Borchers ..... D8/313  
2,892,367 A \* 6/1959 Burdick, Jr. .... A47B 95/02  
123/365  
3,107,958 A \* 10/1963 Robbins ..... A47B 95/02  
312/332.1  
3,300,887 A \* 1/1967 Cafiero ..... A47B 95/02  
312/234.3  
3,416,850 A \* 12/1968 Johnson ..... A47B 88/941  
312/348.1  
D221,207 S \* 7/1971 Majeske ..... D8/302  
4,744,126 A \* 5/1988 Bisbing ..... A45C 13/26  
16/443  
D442,846 S \* 5/2001 Bastian ..... D8/313  
D513,960 S \* 1/2006 Witte ..... D8/313  
D573,001 S \* 7/2008 Sheppard ..... D8/300  
8,307,515 B2 \* 11/2012 Ramsauer ..... E05B 1/0015  
16/413  
D729,034 S \* 5/2015 Kaishian ..... D8/313  
D775,927 S \* 1/2017 Chen ..... D8/313  
D815,670 S \* 4/2018 Terabe ..... D15/135

\* cited by examiner

*Primary Examiner* — Lauren R Calve

(74) *Attorney, Agent, or Firm* — Erise IP, P.A.

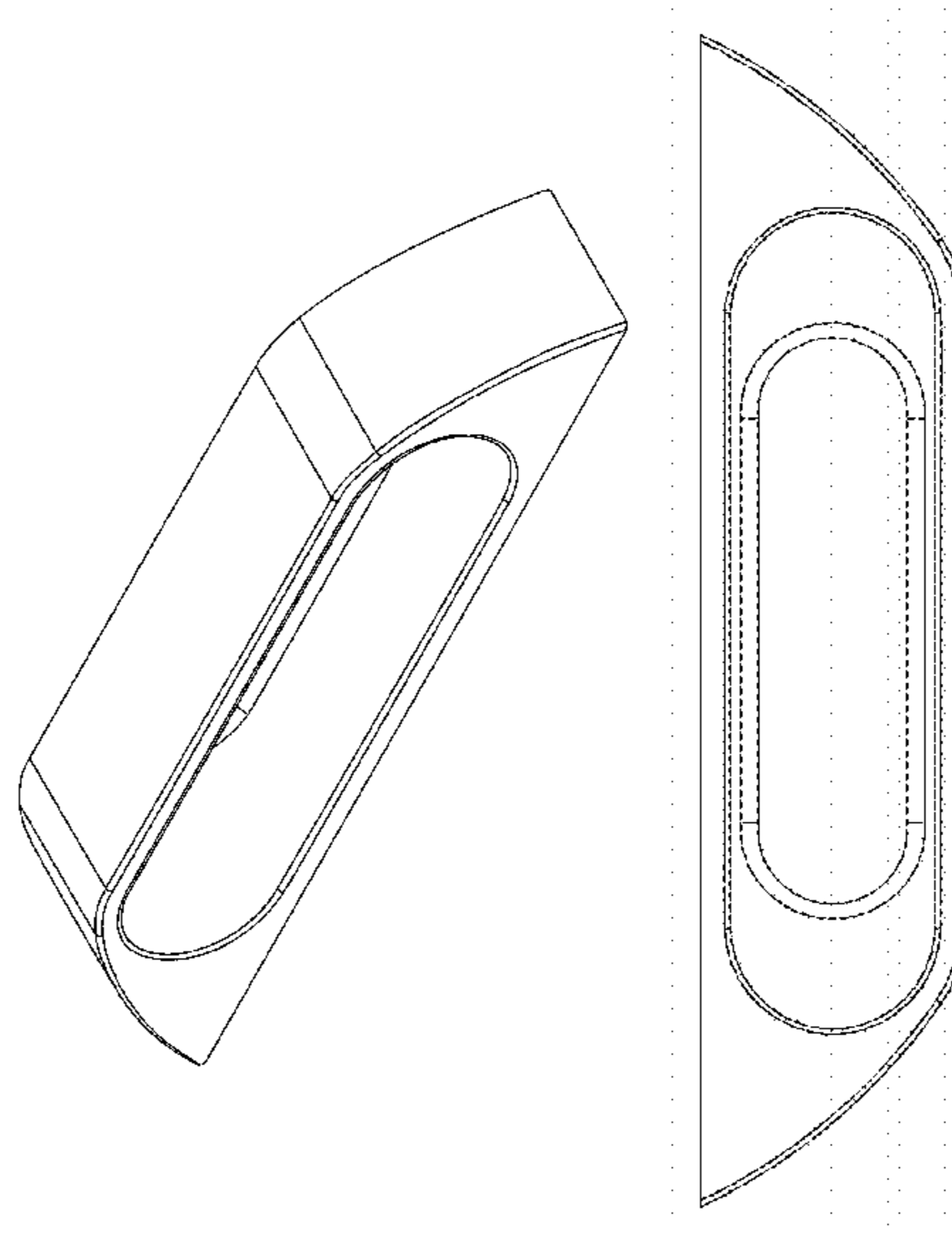
(57) **CLAIM**

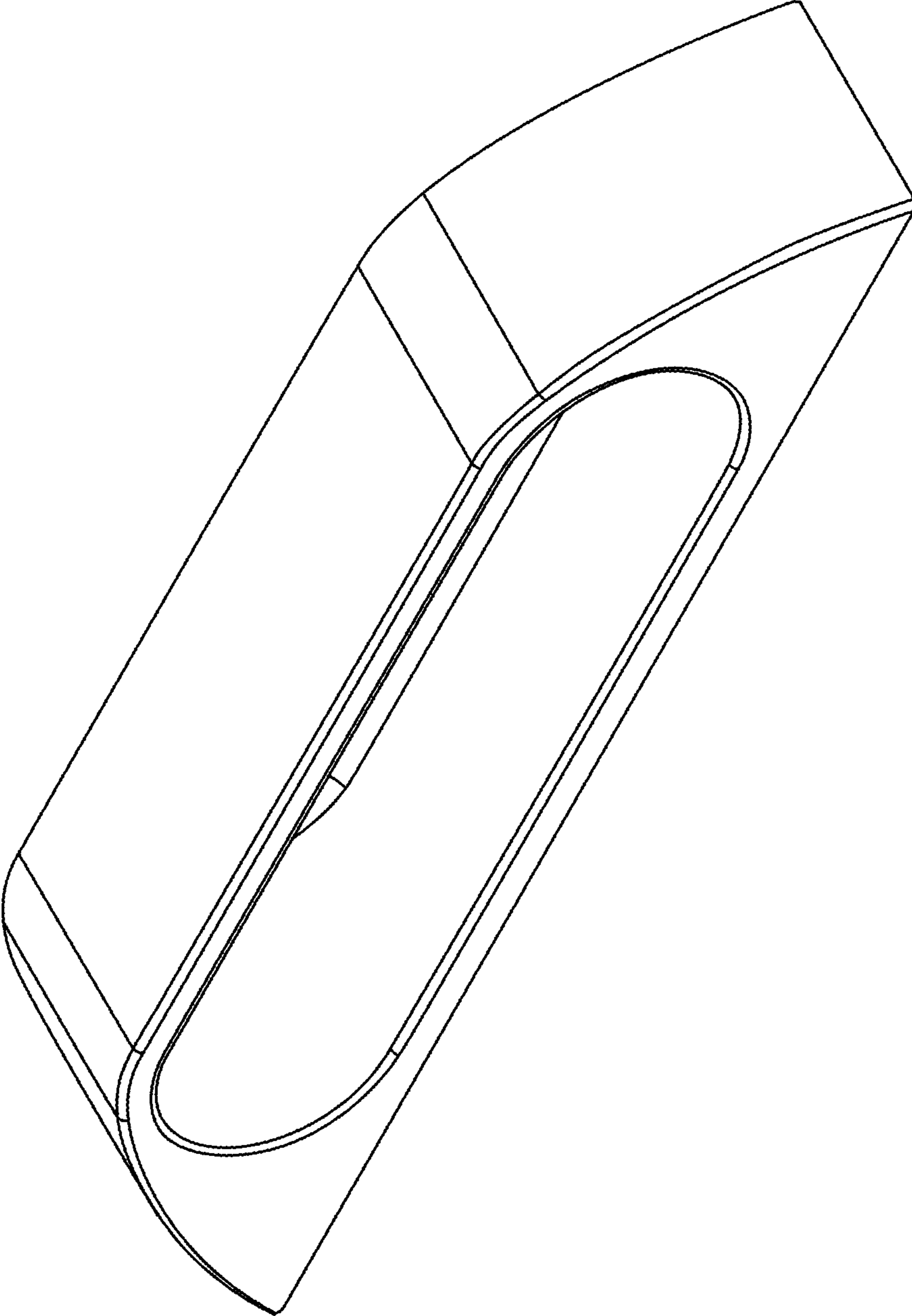
The ornamental design for a cabinet pull, as shown and described.

**DESCRIPTION**

FIG. 1 is a perspective view of a cabinet pull embodying the design;  
FIG. 2 is a front view thereof;  
FIG. 3 is a rear view thereof;  
FIG. 4 is a bottom view thereof;  
FIG. 5 is a top view thereof;  
FIG. 6 is a left side view thereof; and,  
FIG. 7 is a right side view thereof.  
The broken lines shown form no part of the claimed design.

**1 Claim, 7 Drawing Sheets**





**FIG. 1**





FIG. 2



**FIG. 3**







FIG. 4



**FIG. 5**



**FIG. 6**



**FIG. 7**