



US00D860756S

(12) **United States Design Patent** (10) **Patent No.:** **US D860,756 S**
Lindo (45) **Date of Patent:** **** Sep. 24, 2019**

(54) **FASTENER**
(71) Applicant: **Southco, Inc.**, Concordville, PA (US)
(72) Inventor: **Benjamin Gerald Lindo**, Philadelphia, PA (US)
(73) Assignee: **SOUTHCO, INC.**, Concordville, PA (US)
(**) Term: **15 Years**

D472,947 S * 4/2003 Wu D21/694
D489,602 S 5/2004 Menta
D490,297 S 5/2004 Menta
(Continued)

FOREIGN PATENT DOCUMENTS

DE M88003830001 10/1988
DE M88041870002 8/1989
(Continued)

OTHER PUBLICATIONS

KIPP 06652-0008x25 Mini Wing Knob, downloaded Apr. 11, 2016.
KIPP K0274 IG Metric, Mini Wings, downloaded Apr. 11, 2016.
Mini Wing Knob, downloaded Apr. 11, 2016.

Primary Examiner — Mark A Goodwin
(74) *Attorney, Agent, or Firm* — RatnerPrestia

(21) Appl. No.: **29/550,091**
(22) Filed: **Dec. 30, 2015**
(51) **LOC (12) Cl.** **08-06**
(52) **U.S. Cl.**
USPC **D8/307**
(58) **Field of Classification Search**
USPC D8/4, 5, 51-60, 105, 107, 300, 307, 311,
D8/312, 310, 338, 398, DIG. 2; 40/107,
40/343, 349, 352, 353; 292/169, 170,
292/336.3
CPC B23D 21/08; B23D 21/04; B23D 21/00;
B23D 3/169; F16B 44/00; F16B 5/02;
F16B 39/00; F16B 39/28
See application file for complete search history.

(57) **CLAIM**

The ornamental design for a fastener, as shown and described.

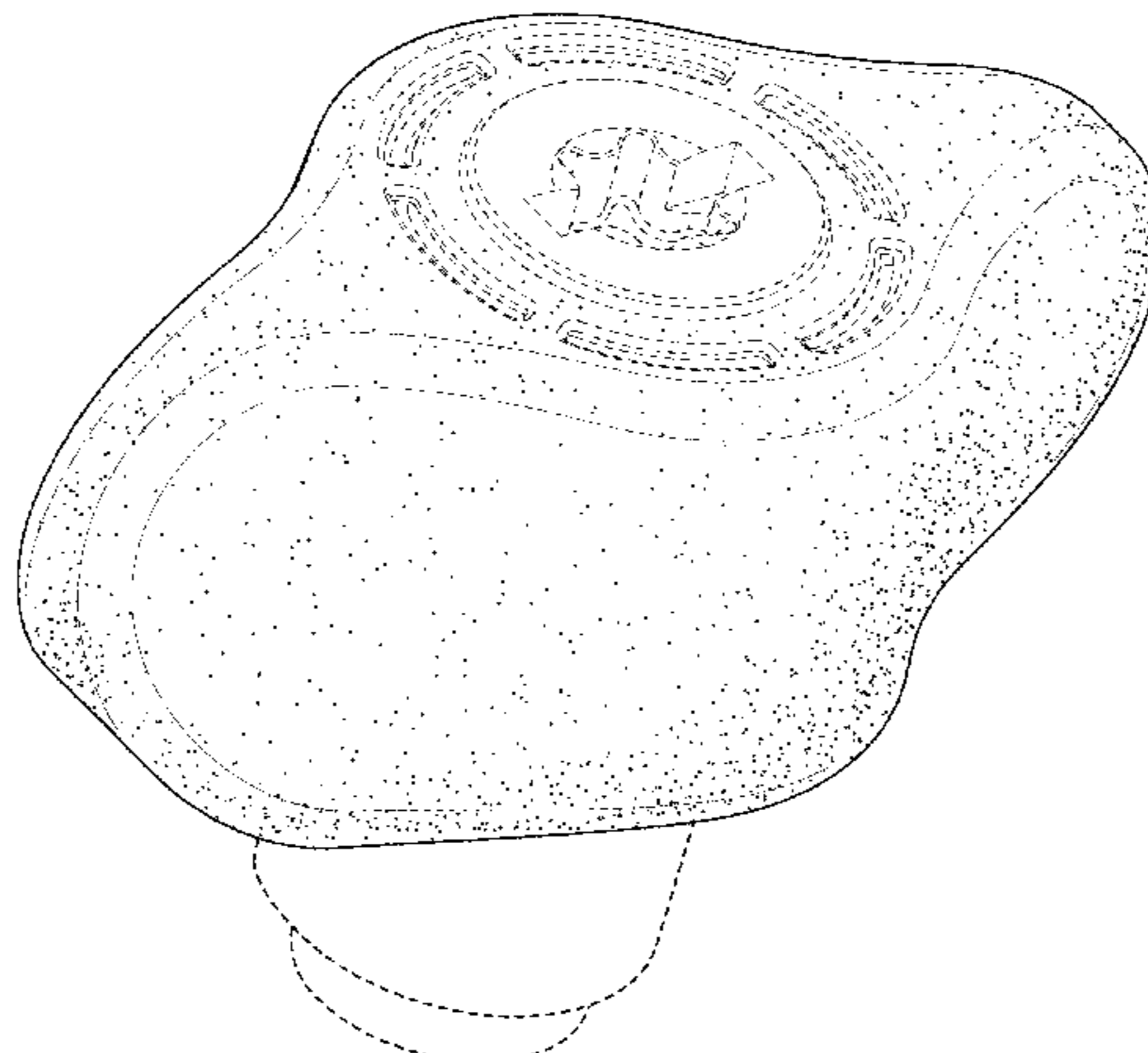
DESCRIPTION

FIG. 1 is a top perspective view of a fastener;
FIG. 2 is a front elevation view thereof, the rear elevation view being a mirror image of the front elevation view;
FIG. 3 is a right elevation view thereof, the left elevation view being a mirror image of the right elevation view;
FIG. 4 is a top plan view thereof; and,
FIG. 5 is a bottom plan view thereof.
Stippling is provided on surfaces of the fastener to show surface shading. The stippling does not represent surface texturing, and the fastener invention is not limited to any particular texture.
The broken line showing of the fastener is for the purpose of illustrating portions of the fastener and forms no part of the claimed design.

(56) **References Cited**
U.S. PATENT DOCUMENTS

D31,410 S * 8/1899 Perkins D8/311
D104,215 S * 4/1937 Hawkinson D8/311
D209,144 S * 11/1967 Hampel et al. D8/311
D302,109 S * 7/1989 Cayce D8/398
D302,243 S * 7/1989 Gonzalez D8/398
D365,009 S * 12/1995 Lenberg D8/307
5,495,641 A * 3/1996 Going E05B 1/0053
16/414
5,544,992 A * 8/1996 Ciobanu F16B 5/0208
411/107
D416,060 S * 11/1999 Angeles D21/694
6,238,155 B1 * 5/2001 Aukzemas F16B 39/28
411/107
D472,797 S * 4/2003 Ellis D8/387

1 Claim, 5 Drawing Sheets



(56)

References Cited

U.S. PATENT DOCUMENTS

D492,895	S *	7/2004	Ellis	D8/387
D493,097	S *	7/2004	Shinjo	D8/387
6,886,585	B1 *	5/2005	King, Jr.	G05G 1/10 137/236.1
D525,513	S *	7/2006	Anderson	D8/307
D551,068	S *	9/2007	Chen	D8/387
D551,954	S *	10/2007	Tan	D8/387
D551,955	S *	10/2007	Chen	D8/387
D551,956	S *	10/2007	Chen	D8/387
D551,957	S *	10/2007	Chen	D8/387
D551,958	S *	10/2007	Chen	D8/387
D612,230	S *	3/2010	Tanner	D8/387
D627,215	S *	11/2010	Summers	D8/387
D639,647	S *	6/2011	Summers	D8/387
D639,648	S *	6/2011	Summers	D8/387
D639,649	S *	6/2011	Summers	D8/387
D639,650	S *	6/2011	Summers	D8/387
D639,651	S *	6/2011	Summers	D8/387
D646,950	S *	10/2011	Going	D8/307
D753,980	S *	4/2016	Arthurs	D8/300
D793,850	S *	8/2017	Zhang	D8/387
D813,006	S *	3/2018	Hyma	D8/307
D818,052	S *	5/2018	Liu	D21/455
2016/0333906	A1 *	11/2016	Varga	F16B 5/0692
2017/0315428	A1 *	11/2017	Johnson, Sr.	G03B 37/02

FOREIGN PATENT DOCUMENTS

DE	M92065270003	2/1993
DE	M93006430001	5/1993
DE	M93006430002	5/1993
DE	498079550001	12/1998

* cited by examiner

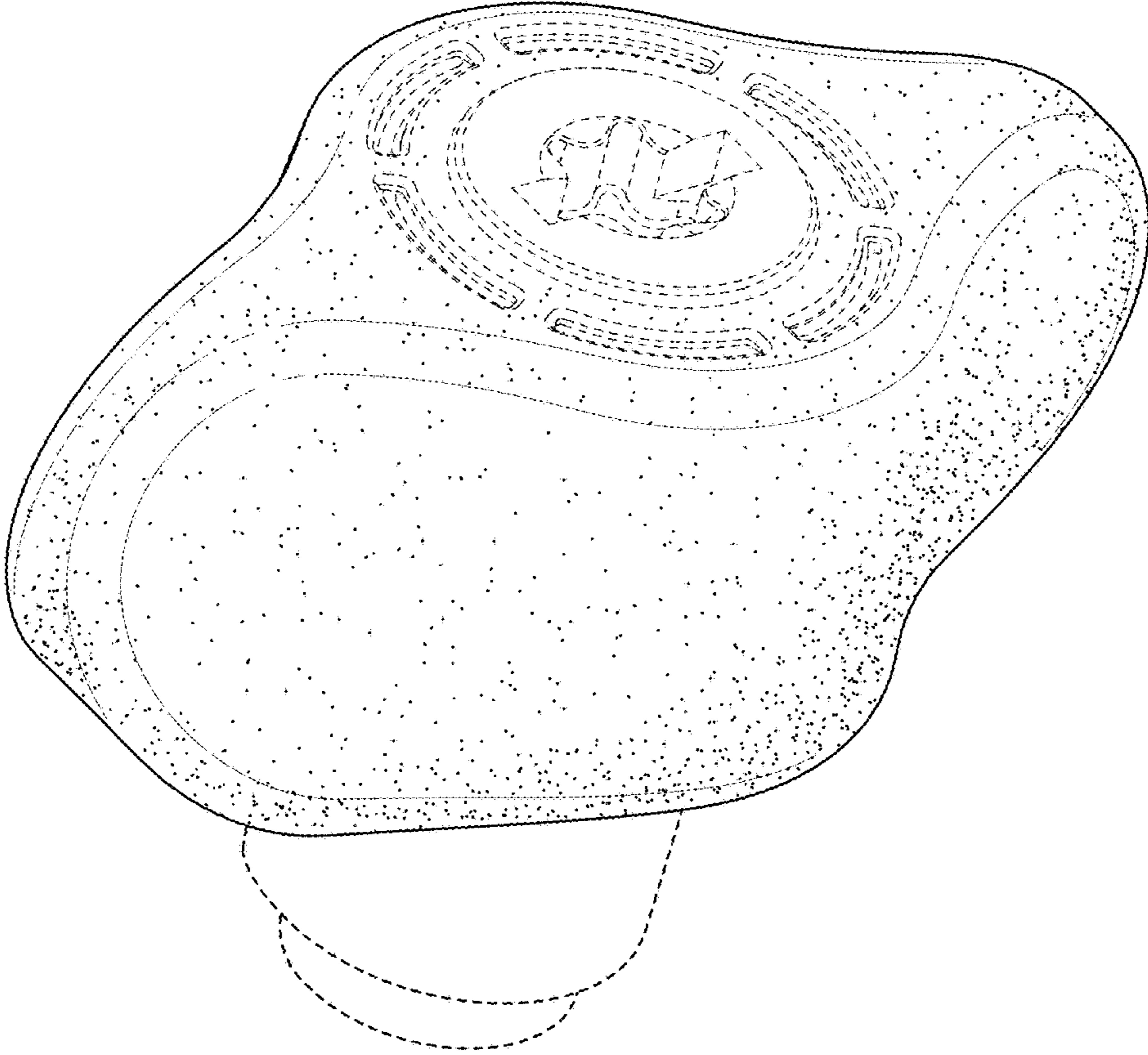


FIG. 1

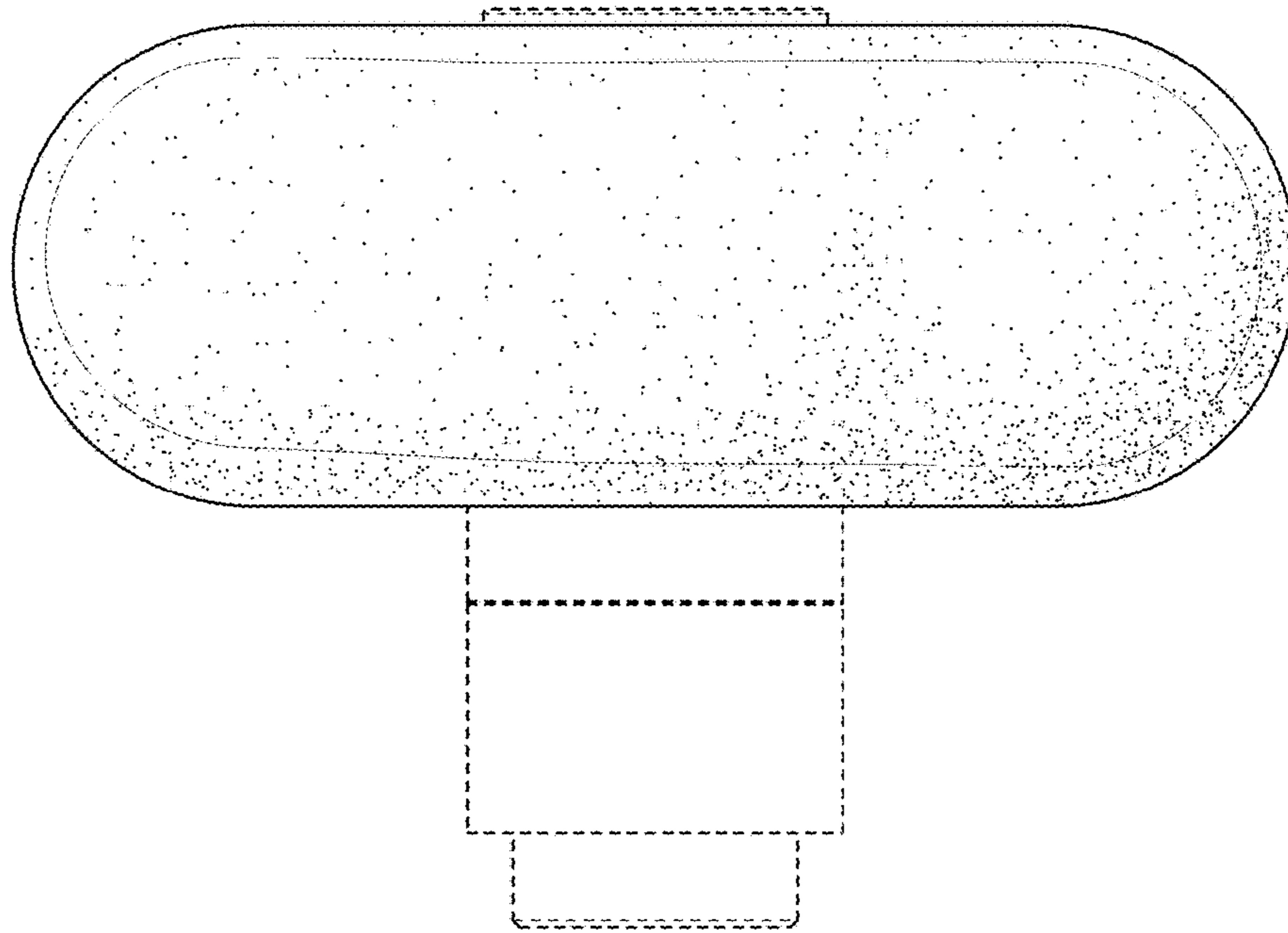


FIG. 2

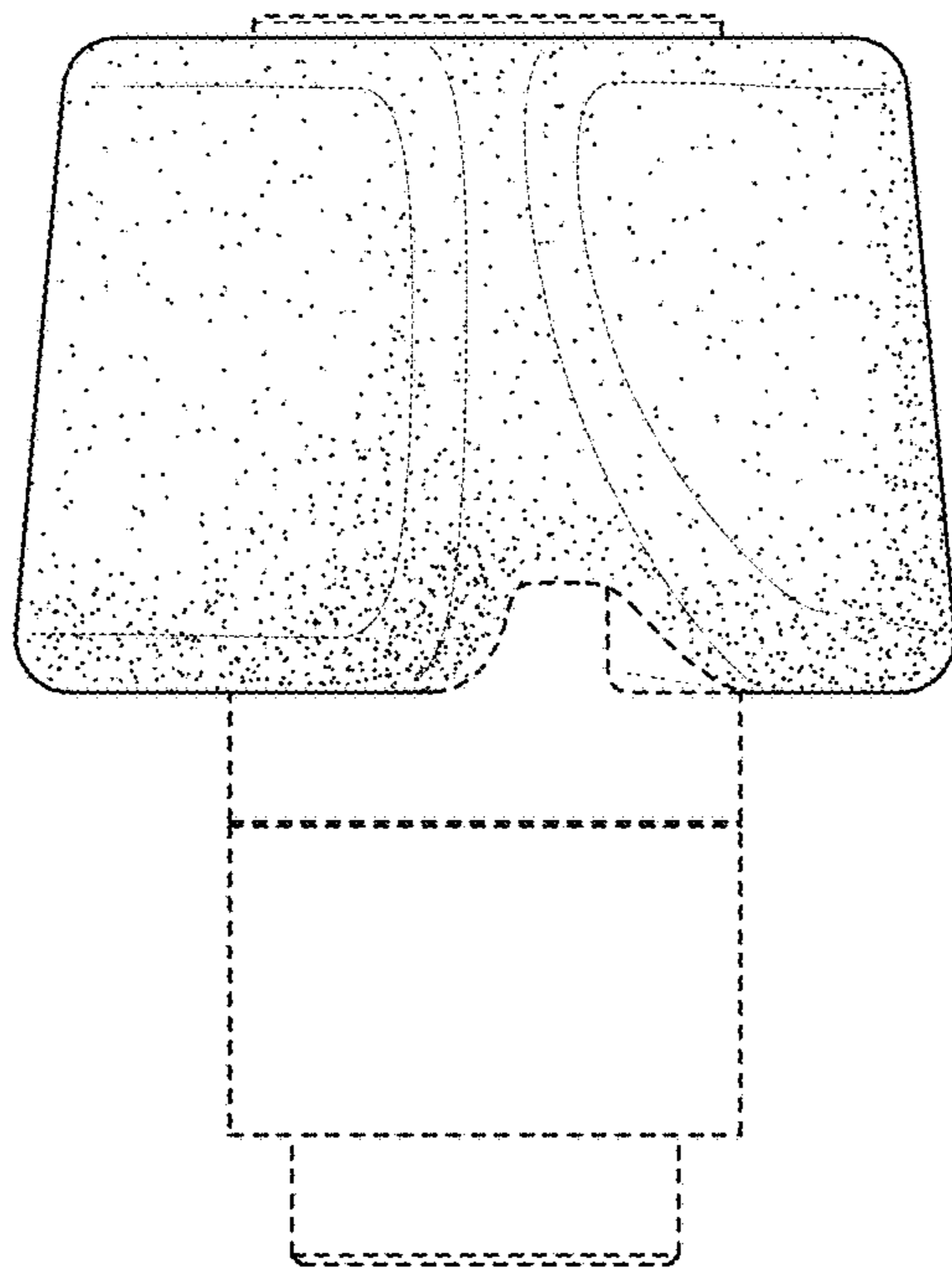


FIG. 3

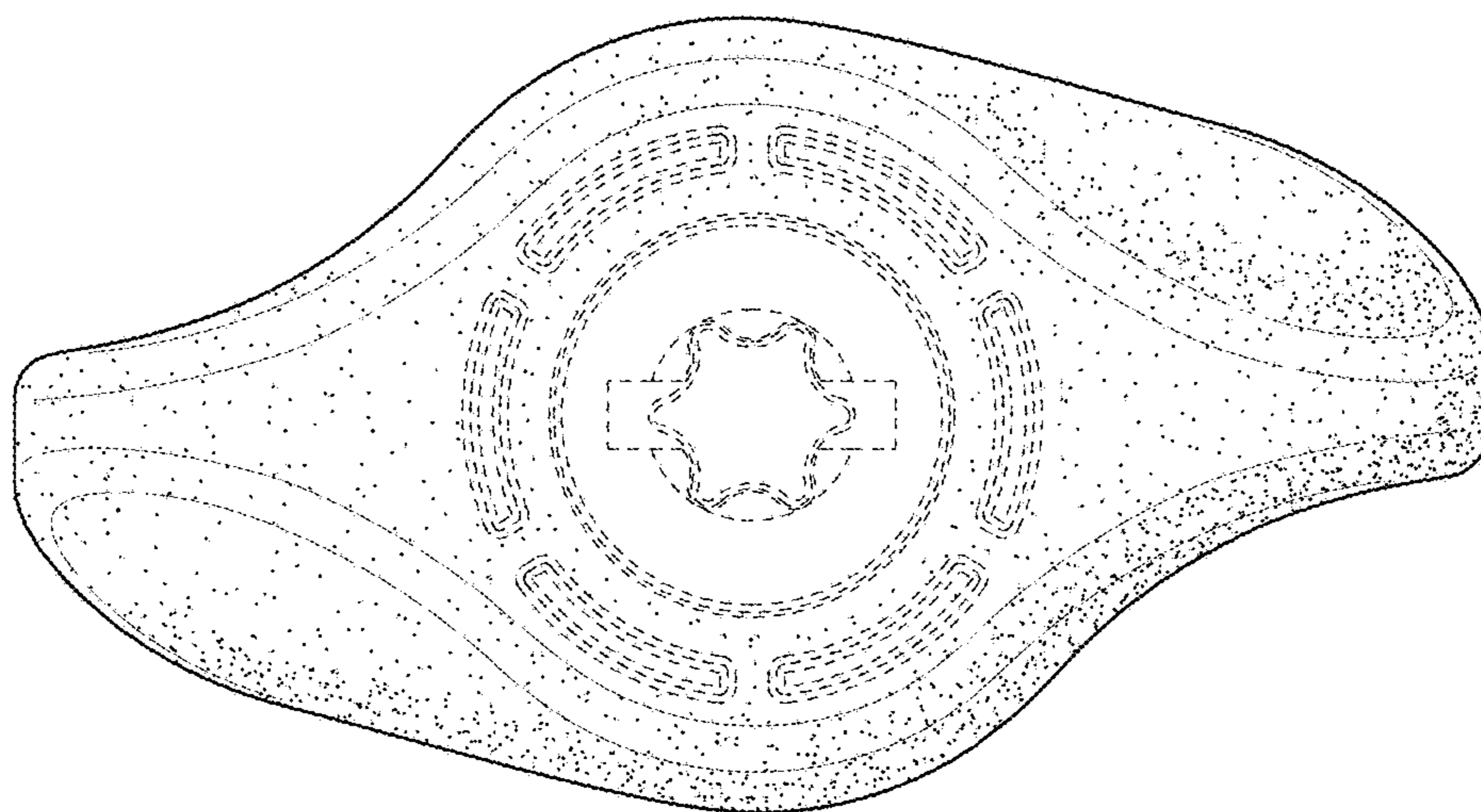


FIG. 4

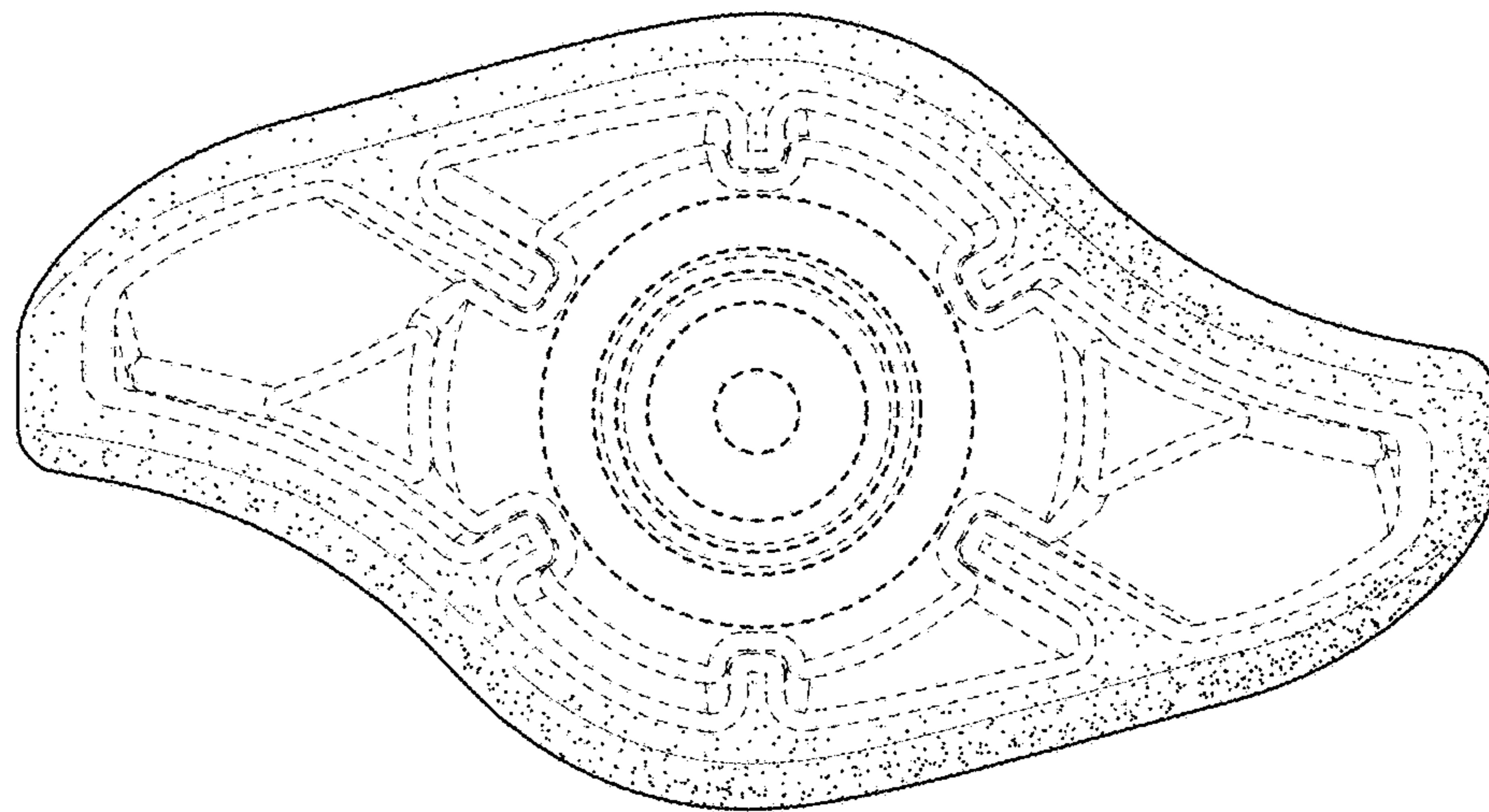


FIG. 5