



US00D860741S

(12) **United States Design Patent**  
**Yang**

(10) **Patent No.:** **US D860,741 S**

(45) **Date of Patent:** **\*\* Sep. 24, 2019**

(54) **AUTOMOBILE DENT REPAIR TOOL**

(71) Applicant: **Yunliang Yang**, Shenzhen (CN)

(72) Inventor: **Yunliang Yang**, Shenzhen (CN)

(\*\*) Term: **15 Years**

(21) Appl. No.: **29/606,725**

(22) Filed: **Jun. 7, 2017**

(30) **Foreign Application Priority Data**

Mar. 27, 2017 (CN) ..... 2017 3 0105254

(51) **LOC (12) Cl.** ..... **08-05**

(52) **U.S. Cl.**  
USPC ..... **D8/51**

(58) **Field of Classification Search**  
USPC ..... D8/14, 51, 52  
CPC ..... B21D 1/06; Y10S 72/705  
See application file for complete search history.

(56) **References Cited**

**U.S. PATENT DOCUMENTS**

- 2,696,240 A \* 12/1954 Crowder ..... B21D 1/06  
72/308
- 3,977,230 A \* 8/1976 Jones ..... B21D 1/06  
72/325
- 4,050,271 A \* 9/1977 Jones ..... B21D 1/06  
72/37
- 4,116,035 A \* 9/1978 Malarsky ..... B21D 1/06  
72/389.6
- 4,930,335 A \* 6/1990 Ishihara ..... B21D 1/06  
72/451
- D311,316 S \* 10/1990 Ishihara ..... D8/51
- D311,670 S \* 10/1990 Ishihara ..... D8/51

- 5,203,196 A \* 4/1993 Jenkins ..... B21D 1/06  
72/391.2
- 5,333,486 A \* 8/1994 Ishihara ..... B21D 1/06  
72/391.2
- 6,722,179 B1 \* 4/2004 Ventura ..... B21D 1/06  
72/454
- 6,874,347 B2 \* 4/2005 Meichtry ..... B21D 1/06  
72/390.5
- 6,964,186 B1 \* 11/2005 Strasser ..... B21D 1/06  
72/342.8
- 8,516,875 B1 \* 8/2013 Chan ..... B21D 1/06  
29/267
- 2003/0097869 A1 \* 5/2003 Meichtry ..... B21D 1/06  
72/705
- 2012/0085578 A1 \* 4/2012 Ishihara ..... B21D 1/06  
174/70 R

\* cited by examiner

*Primary Examiner* — Philip S Hyder  
(74) *Attorney, Agent, or Firm* — Bay State IP, LLC

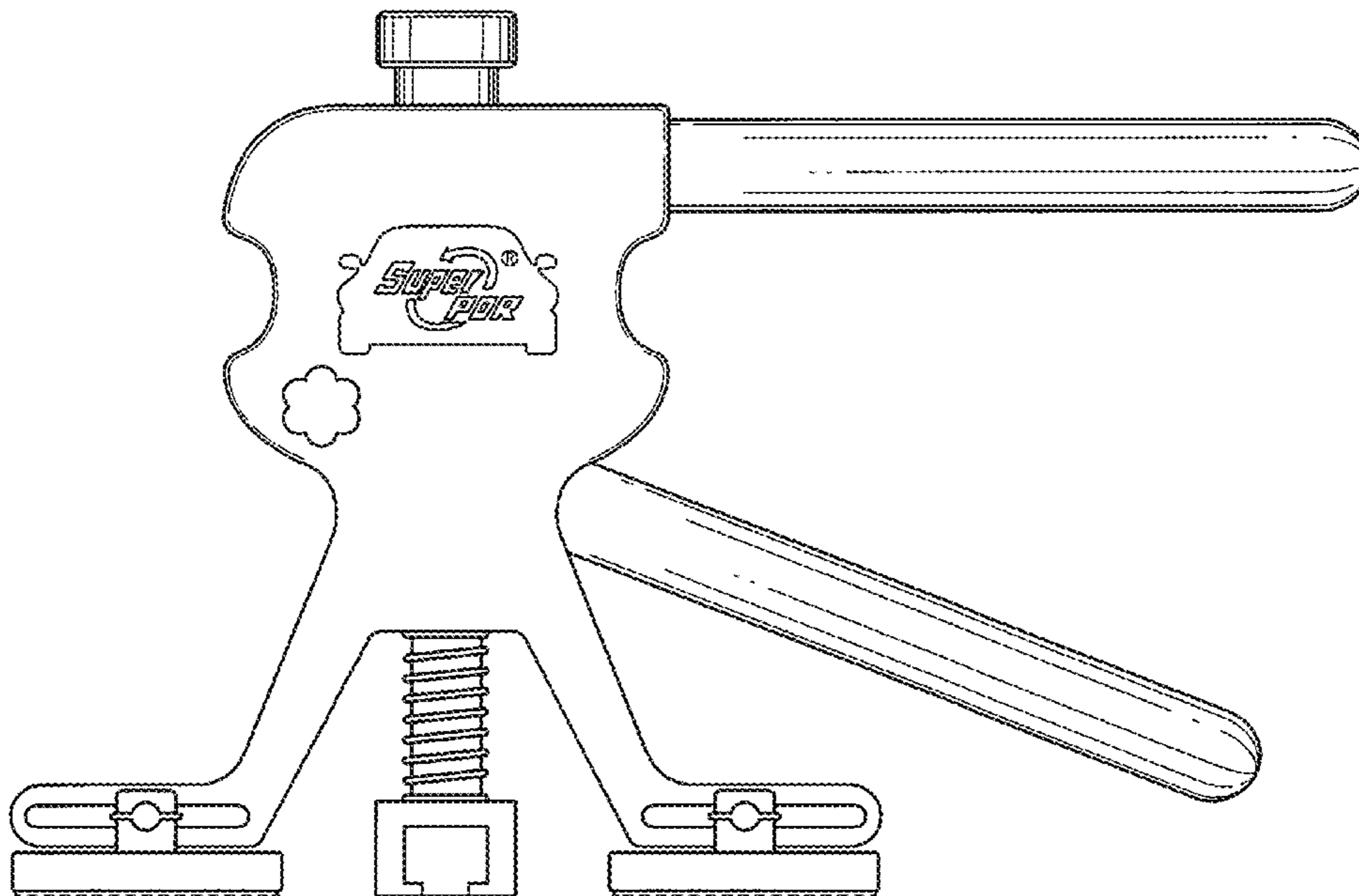
(57) **CLAIM**

The ornamental design for an automobile dent repair tool, as shown and described.

**DESCRIPTION**

FIG. 1 is a front view of the automobile dent repair tool showing my new design;  
FIG. 2 is a back view thereof;  
FIG. 3 is a top view thereof;  
FIG. 4 is a bottom view thereof; and,  
FIG. 5 is a left side view thereof.  
The broken lines in the drawings depict portions of the automobile dent repair tool that form no part of the claimed design.

**1 Claim, 4 Drawing Sheets**



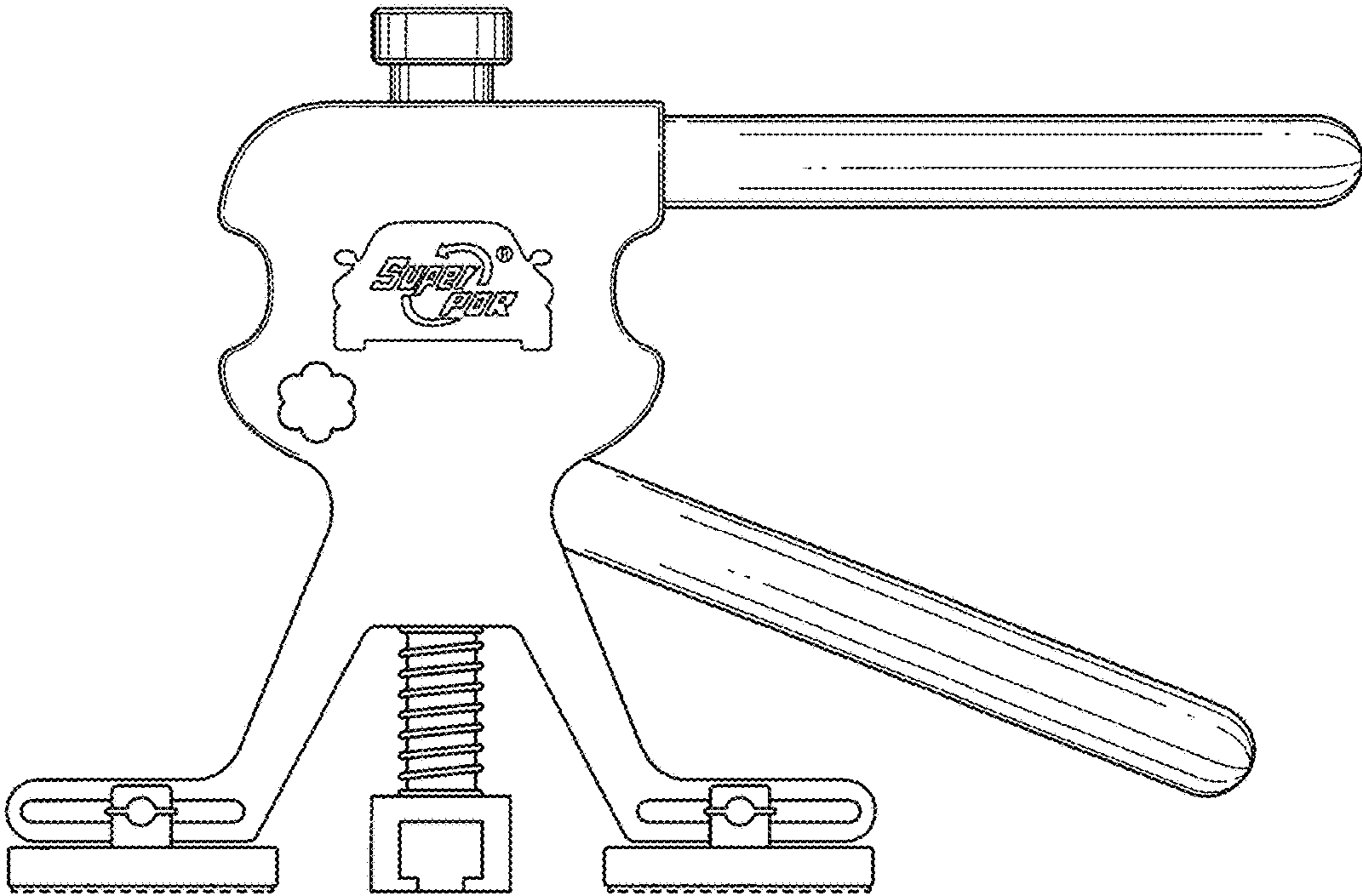
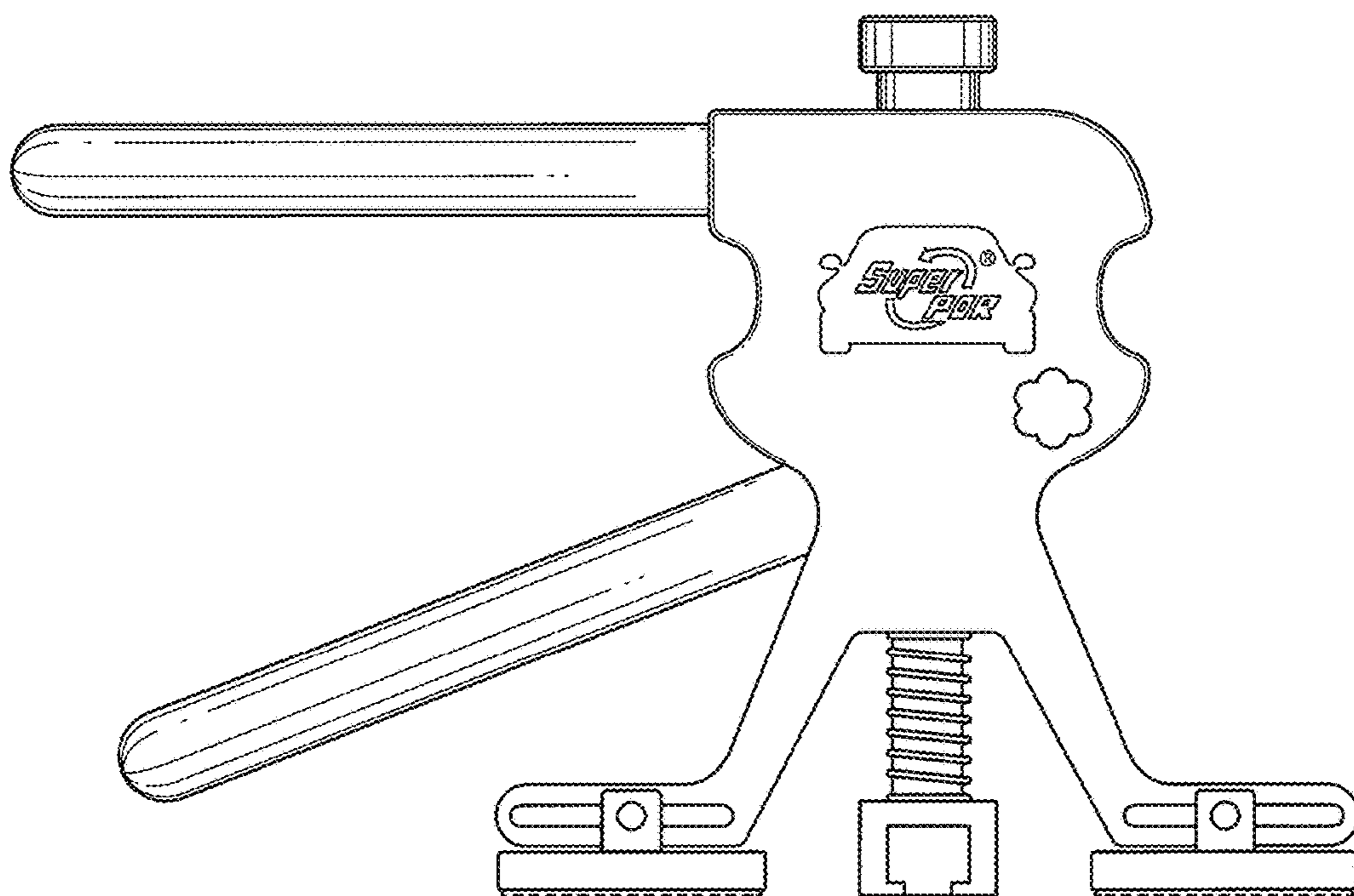
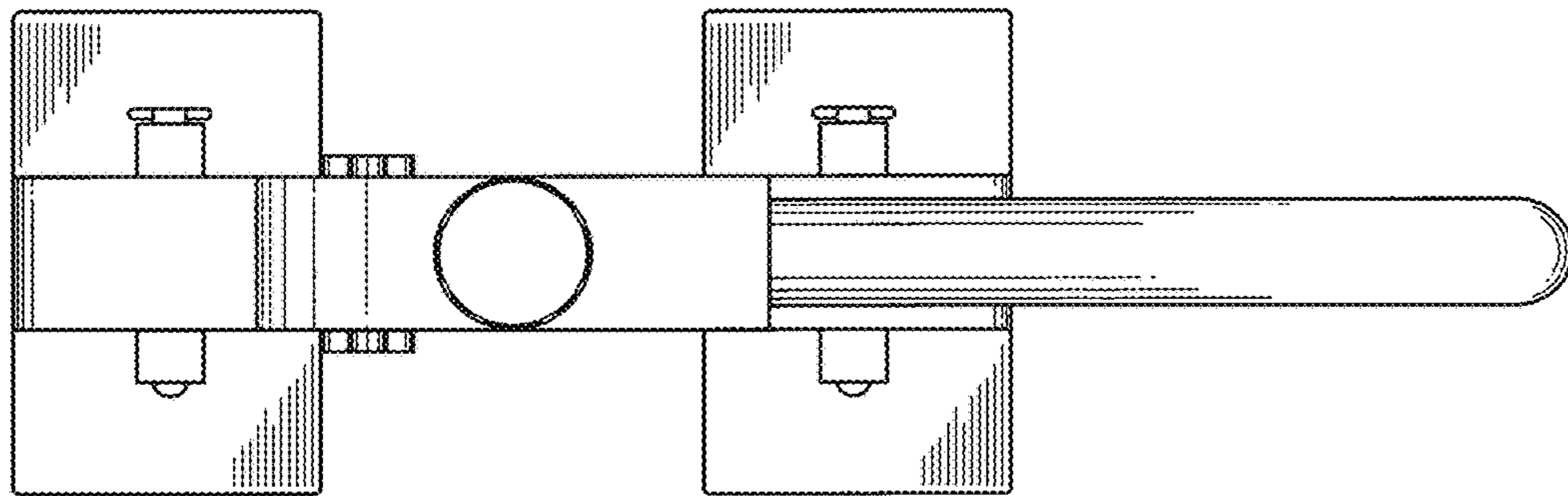


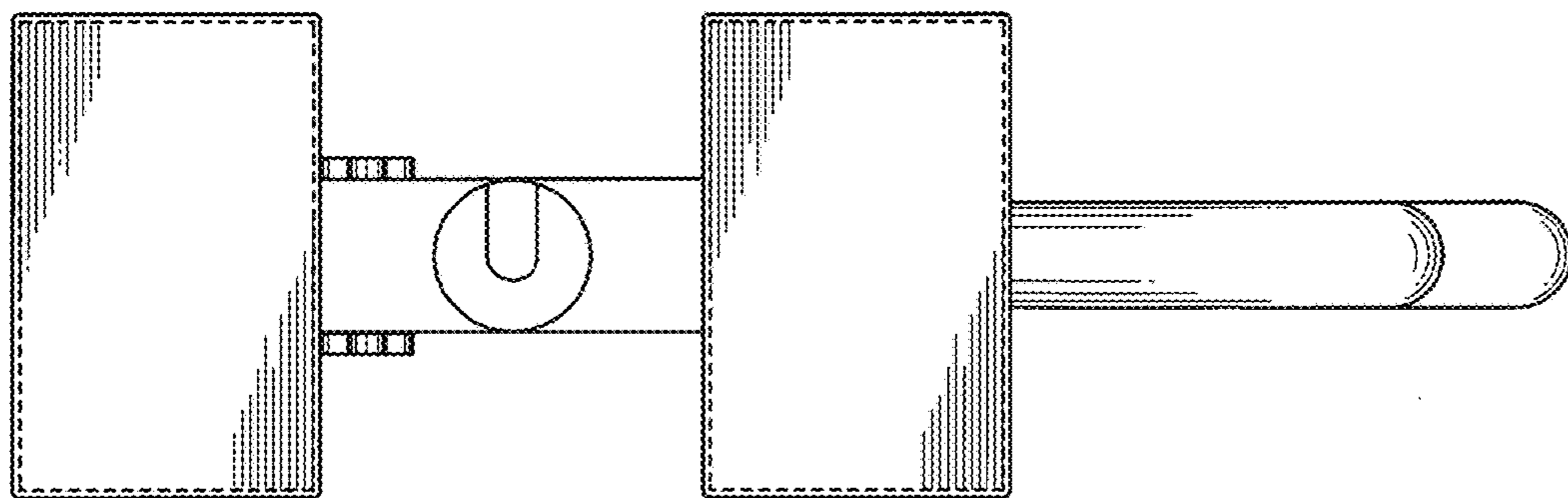
Fig. 1



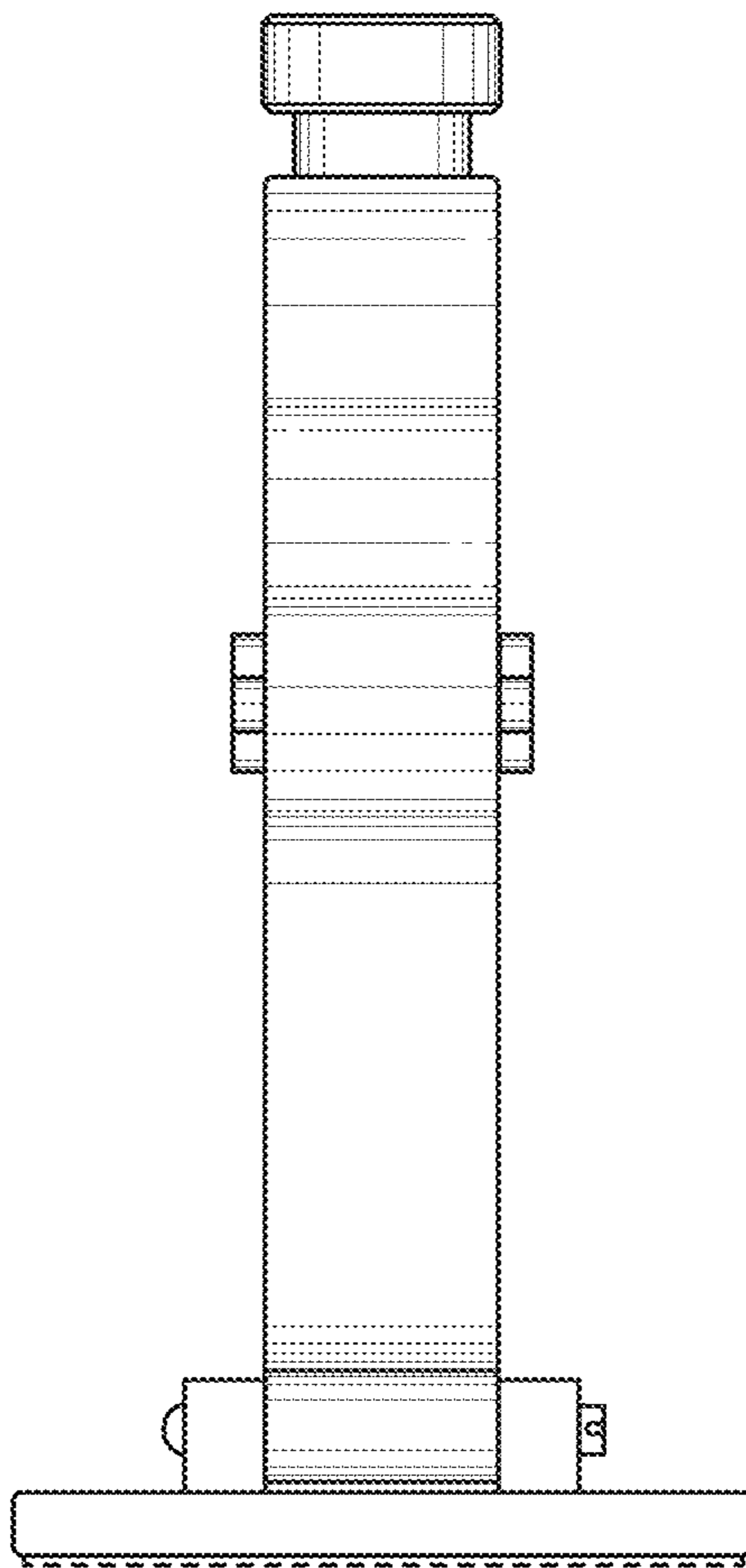
*Fig. 2*



*Fig. 3*



*Fig. 4*



*Fig. 5*