



US00D860736S

(12) **United States Design Patent** (10) **Patent No.:** **US D860,736 S**  
**Lee** (45) **Date of Patent:** **\*\* Sep. 24, 2019**

(54) **SPICE GRINDER**  
(71) Applicant: **Edward Lee**, Brooklyn, NY (US)  
(72) Inventor: **Edward Lee**, Brooklyn, NY (US)  
(73) Assignee: **HELEN OF TROY LIMITED**, St. Michael (BB)  
(\*\*) Term: **15 Years**  
(21) Appl. No.: **29/643,419**  
(22) Filed: **Apr. 9, 2018**  
(51) **LOC (12) Cl.** ..... **07-04**  
(52) **U.S. Cl.**  
USPC ..... **D7/679**  
(58) **Field of Classification Search**  
USPC ..... D7/679, 590-597, 372, 373; D9/500, D9/503, 504  
CPC ... A21C 1/04; A47J 42/34; A47J 42/00; A47J 42/04; A47J 42/14; A47J 42/18; A47J 42/24; A47J 42/42; A47J 42/46; A47J 42/06; A47J 42/08; A47J 42/40; A47J 43/044; A47J 43/0722; A47J 43/06; A47J 43/25; A47J 43/255; A24C 5/40; B02C 18/08; B02C 18/24; B02C 18/16  
See application file for complete search history.

(56) **References Cited**  
U.S. PATENT DOCUMENTS  
3,991,947 A \* 11/1976 Schlessel ..... A47J 42/04 241/169.1  
4,135,672 A \* 1/1979 Schlessel ..... A47J 42/04 241/169.1

D257,819 S \* 1/1981 Morin ..... D7/591  
5,176,329 A \* 1/1993 De Coster ..... A47J 42/04 241/169.1  
D441,618 S \* 5/2001 Yip ..... D7/679  
7,207,511 B2 \* 4/2007 Ng ..... A47J 42/06 241/101.3  
D618,067 S \* 6/2010 Mulhauser ..... D7/679  
7,988,081 B2 \* 8/2011 Robbins ..... A47J 42/08 241/101.2  
2005/0274835 A1 \* 12/2005 Huang ..... A47J 42/04 241/169.1  
2009/0050722 A1 \* 2/2009 de Groote ..... A47J 42/04 241/169.1  
2009/0095832 A1 \* 4/2009 Wu ..... A47J 42/40 241/169.1  
2012/0241543 A1 \* 9/2012 Tang ..... A47J 42/04 241/168

\* cited by examiner

*Primary Examiner* — Terry A Wallace

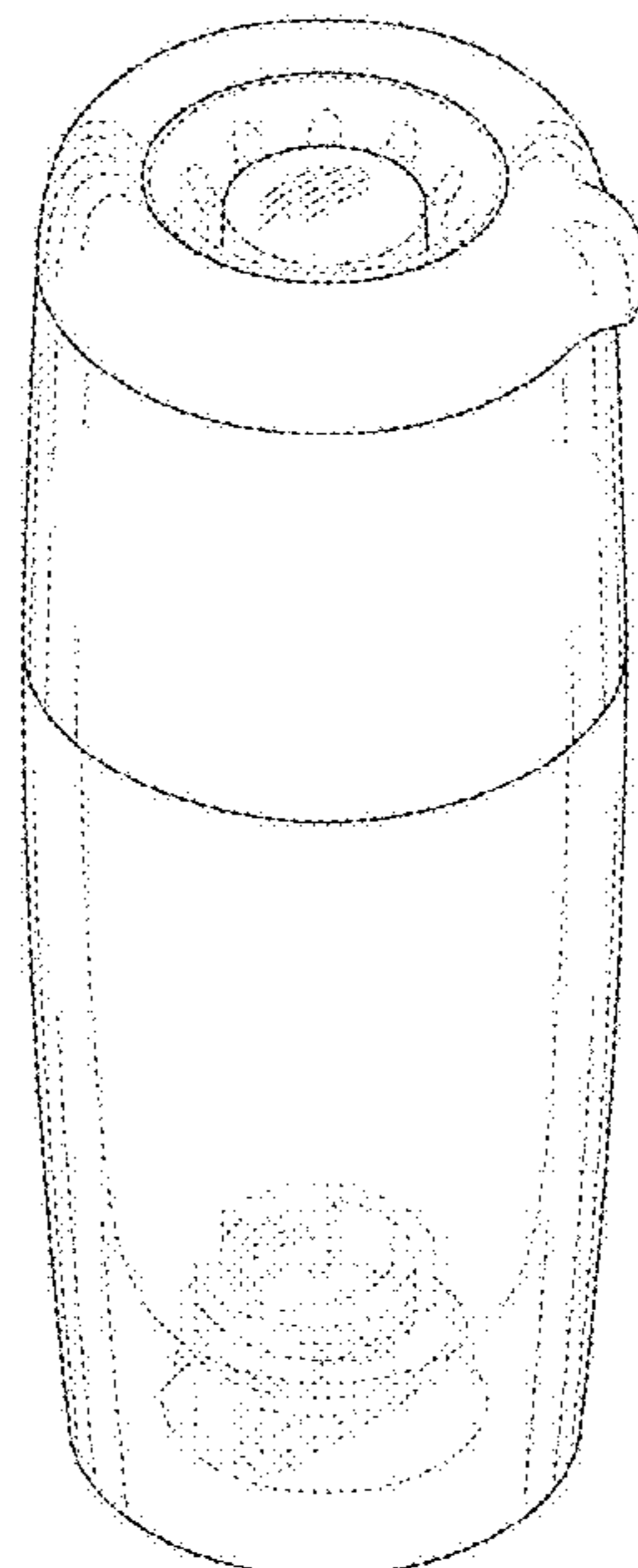
(57) **CLAIM**

The ornamental design for a spice grinder, as shown, and described.

**DESCRIPTION**

FIG. 1 is a perspective view of a spice grinder; FIG. 2 is a front elevation view thereof; FIG. 3 is a left side elevation thereof; FIG. 4 is a rear elevation view thereof; FIG. 5 is a right side elevation view thereof; FIG. 6 is a top view thereof; and, FIG. 7 is a bottom view thereof.  
The broken lines represent unclaimed environment only and form no part of the claimed design.

**1 Claim, 7 Drawing Sheets**



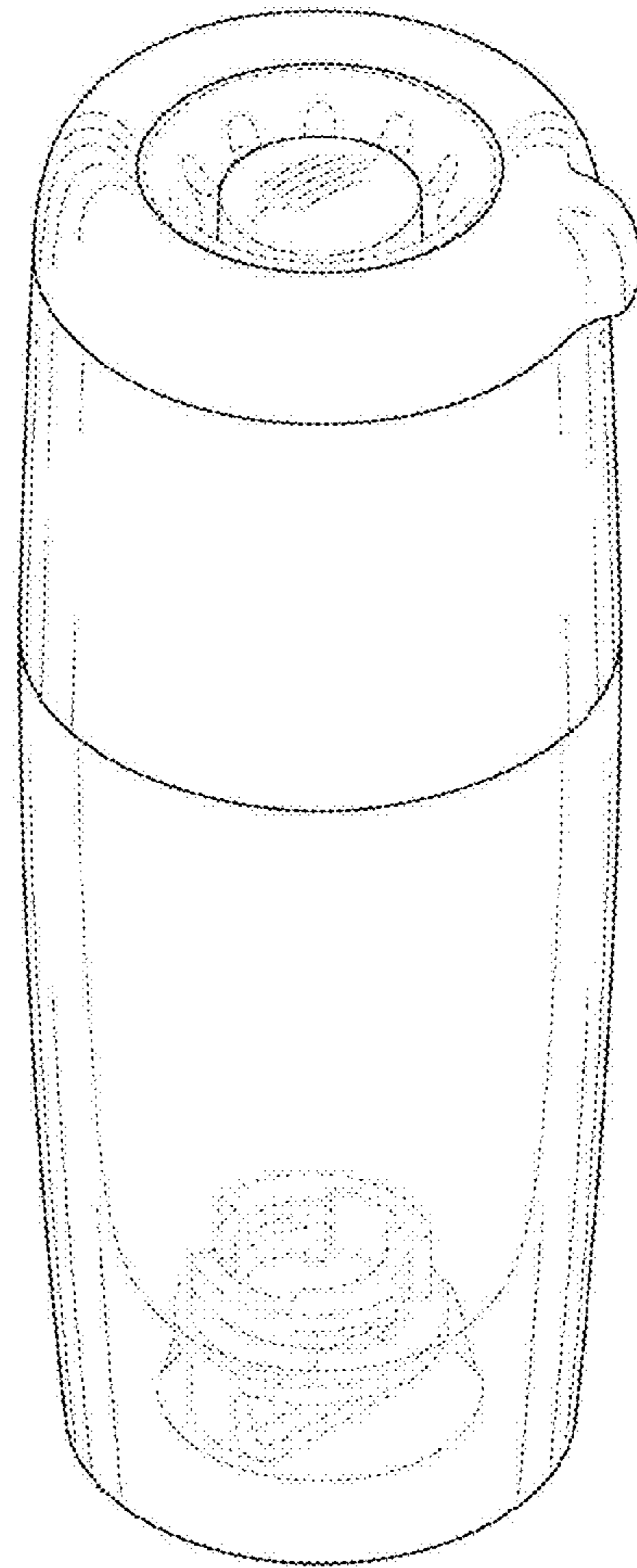


FIG. 1

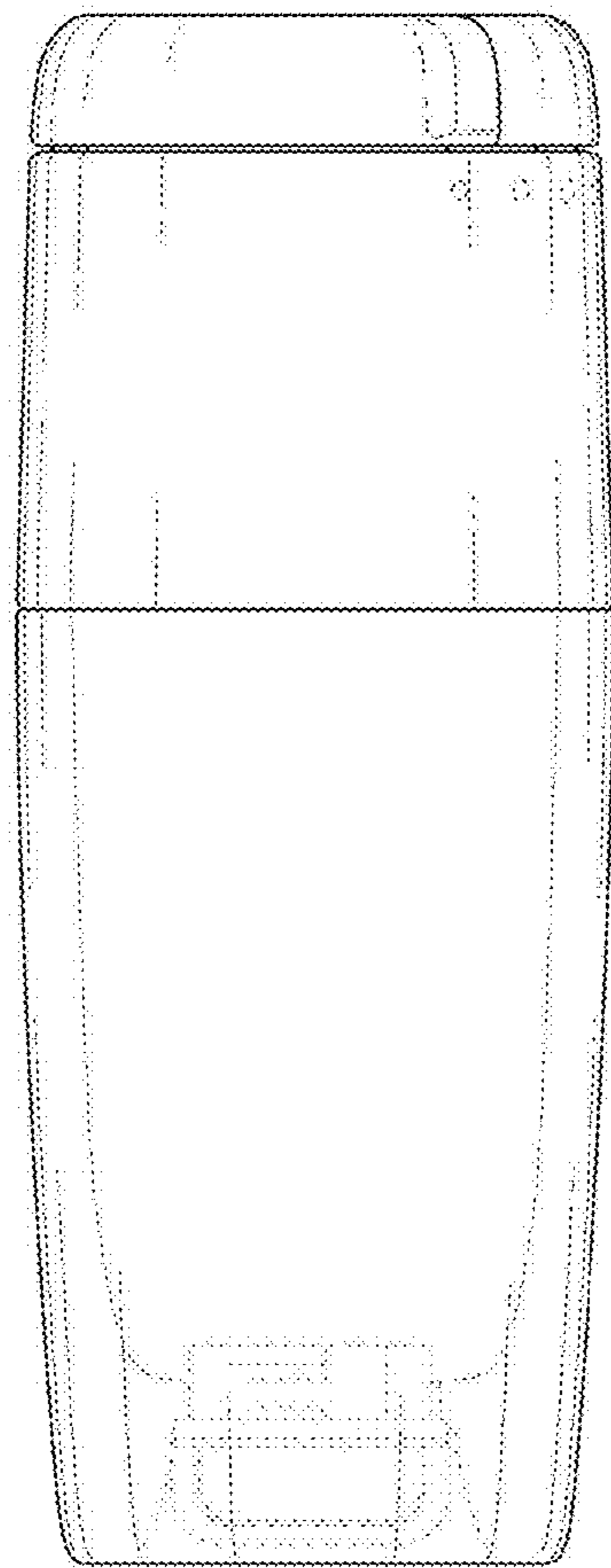


FIG. 2




FIG. 3

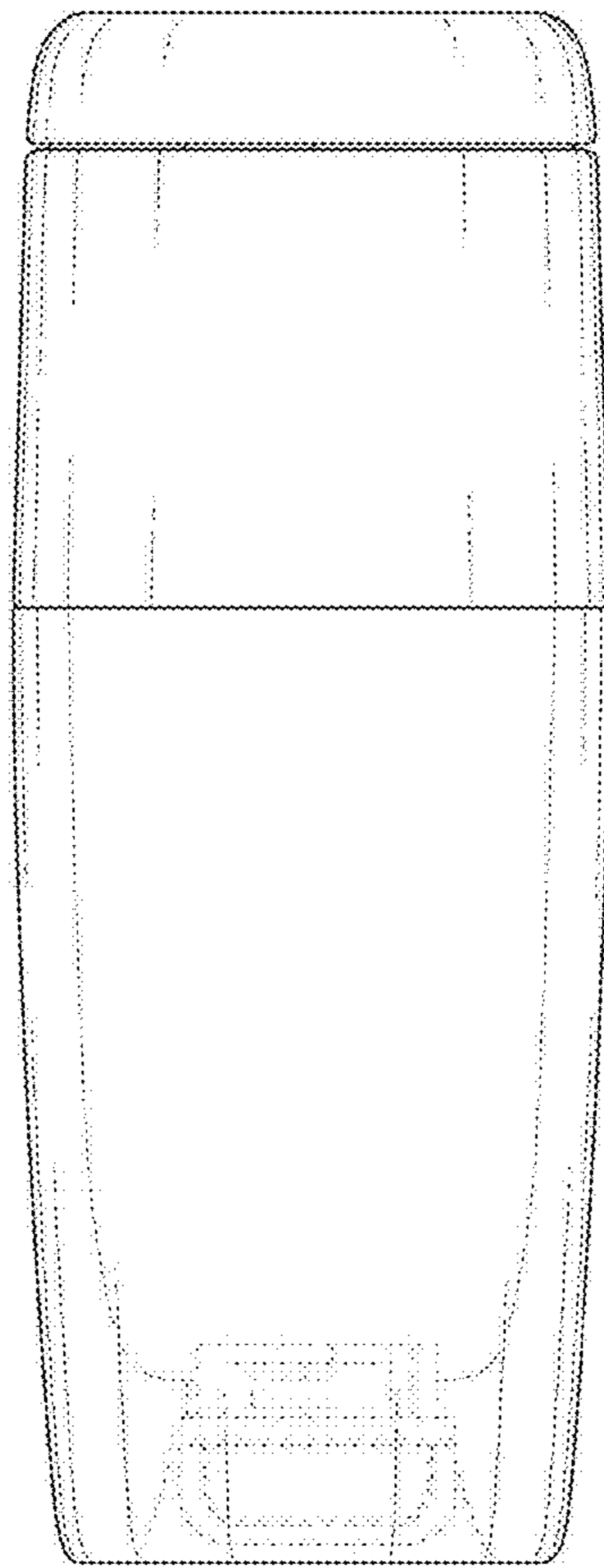


FIG. 4

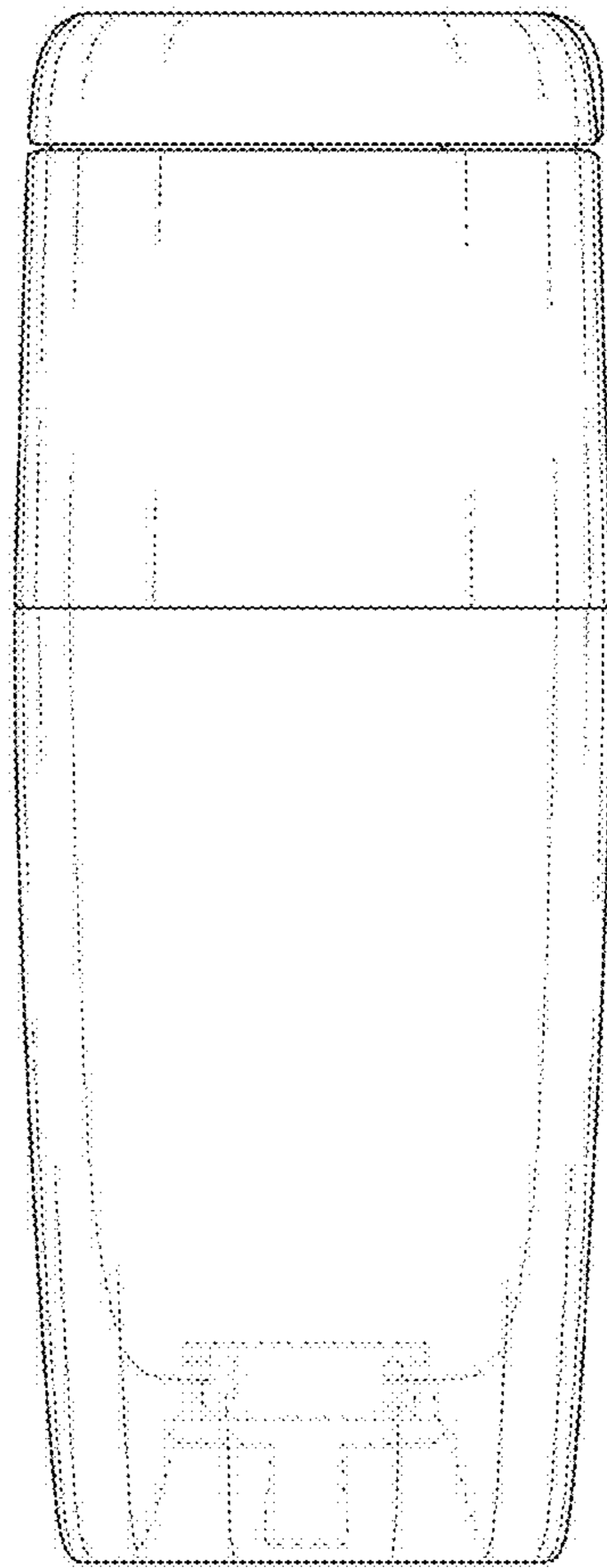


FIG. 5

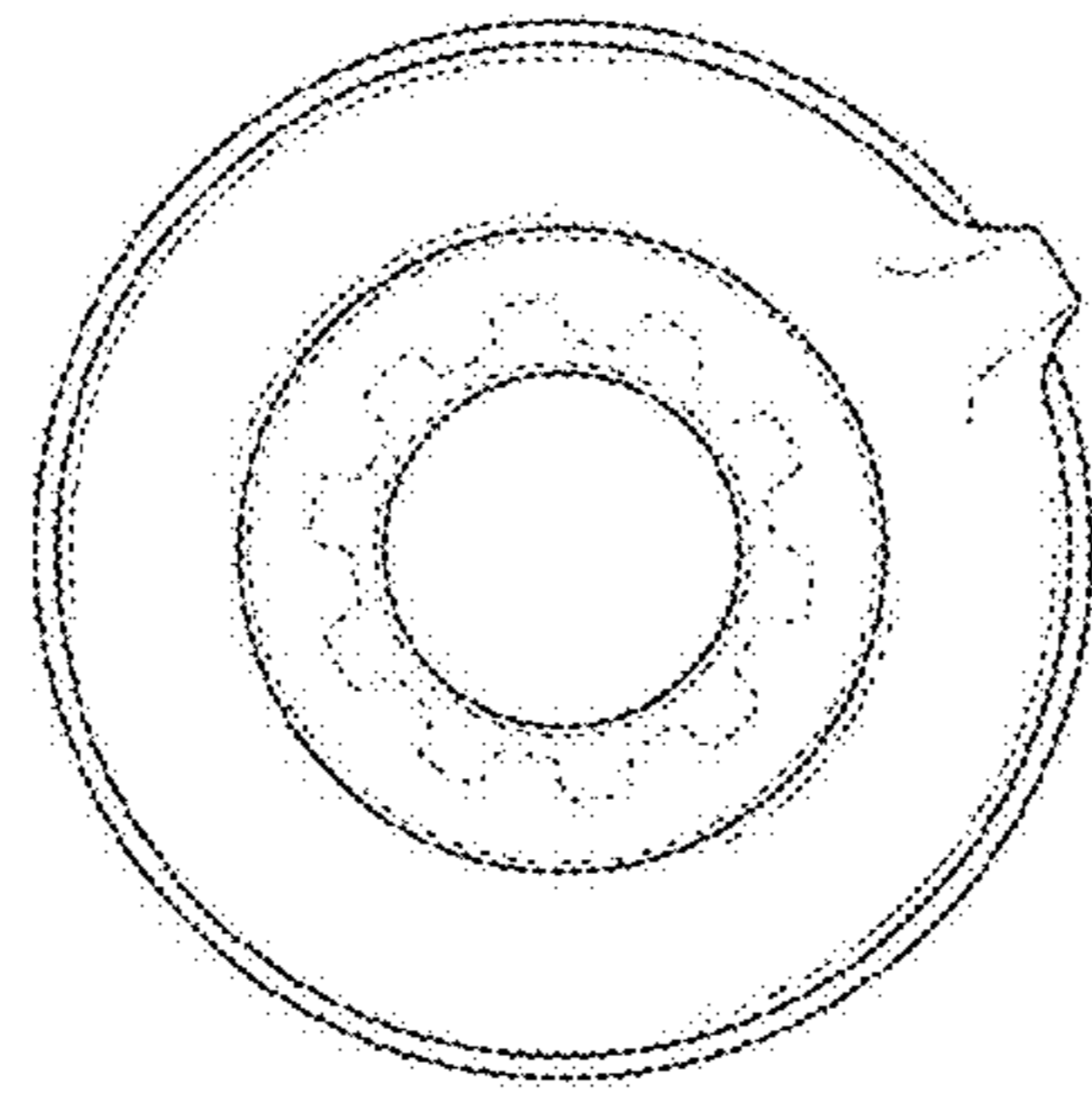


FIG. 6

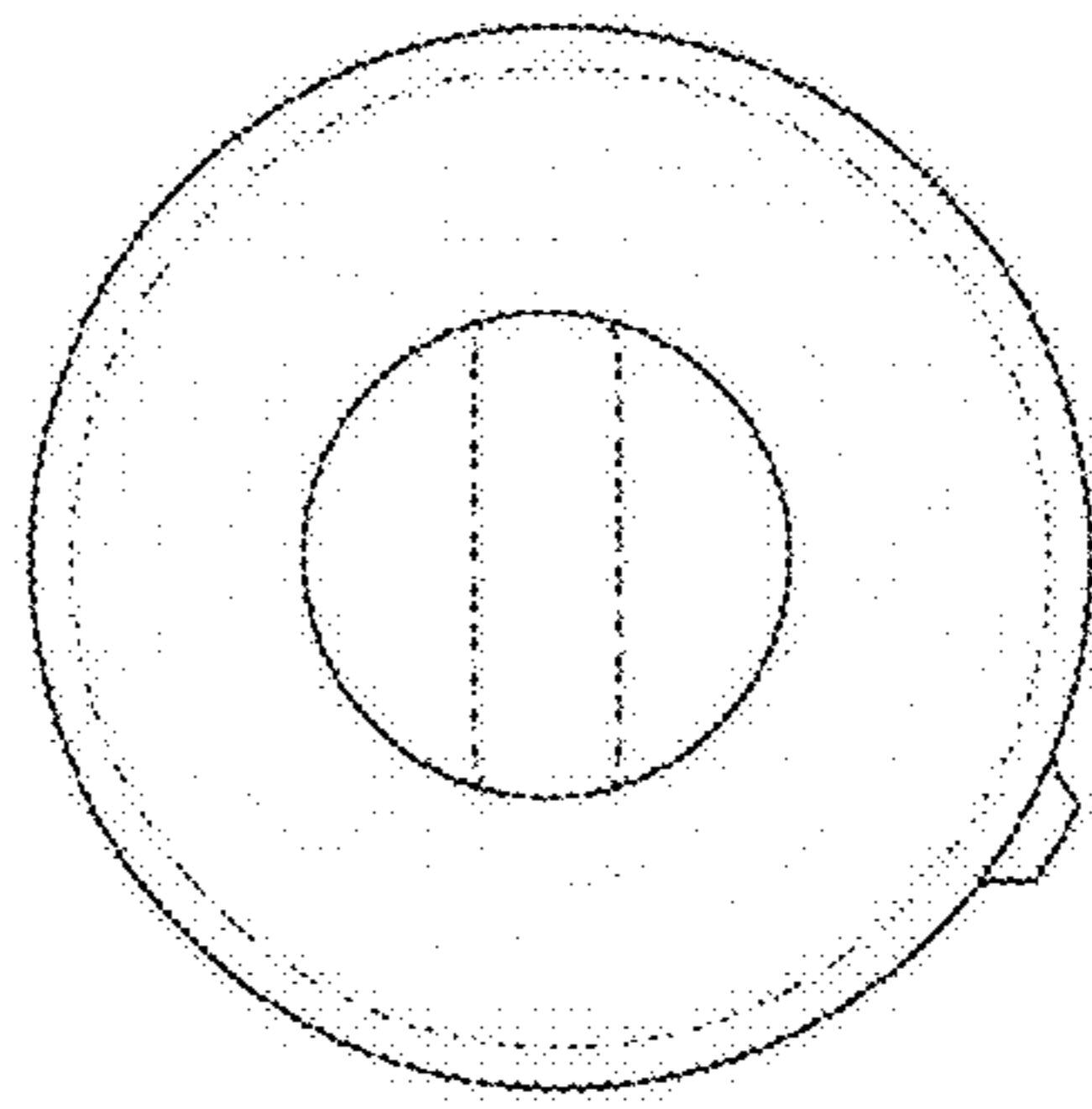


FIG. 7