



US00D860735S

(12) **United States Design Patent** (10) **Patent No.:** **US D860,735 S**
Westrick (45) **Date of Patent:** **** Sep. 24, 2019**

- (54) **CITRUS REAMER**
- (71) Applicant: **True Fabrications, Inc.**, Seattle, WA (US)
- (72) Inventor: **Amy Jo Westrick**, Seattle, WA (US)
- (73) Assignee: **TRUE FABRICATIONS, INC.**, Seattle, WA (US)
- (**) Term: **15 Years**
- (21) Appl. No.: **29/657,938**
- (22) Filed: **Jul. 26, 2018**
- (51) **LOC (12) Cl.** **07-04**
- (52) **U.S. Cl.**
USPC **D7/665**
- (58) **Field of Classification Search**
USPC D7/665, 666
CPC .. A47J 36/06; A47J 43/14; A23N 1/00; A23N 1/003; A47G 19/30; A47G 19/02; A47G 19/06; A47G 19/023; A47G 19/022
See application file for complete search history.

- D500,938 S * 1/2005 Lee D7/665
- D738,168 S * 9/2015 Henry D7/665
- D747,936 S * 1/2016 Chitayat D7/510
- D761,628 S * 7/2016 Chitayat D15/90
- 2007/0272091 A1* 11/2007 Hsien A47J 19/023
99/501
- 2017/0245668 A1* 8/2017 Upston A47J 36/06

* cited by examiner

Primary Examiner — Terry A Wallace

(74) *Attorney, Agent, or Firm* — Vicky Kaur Bajwa

(57) **CLAIM**

The ornamental design for a citrus reamer, as shown and described.

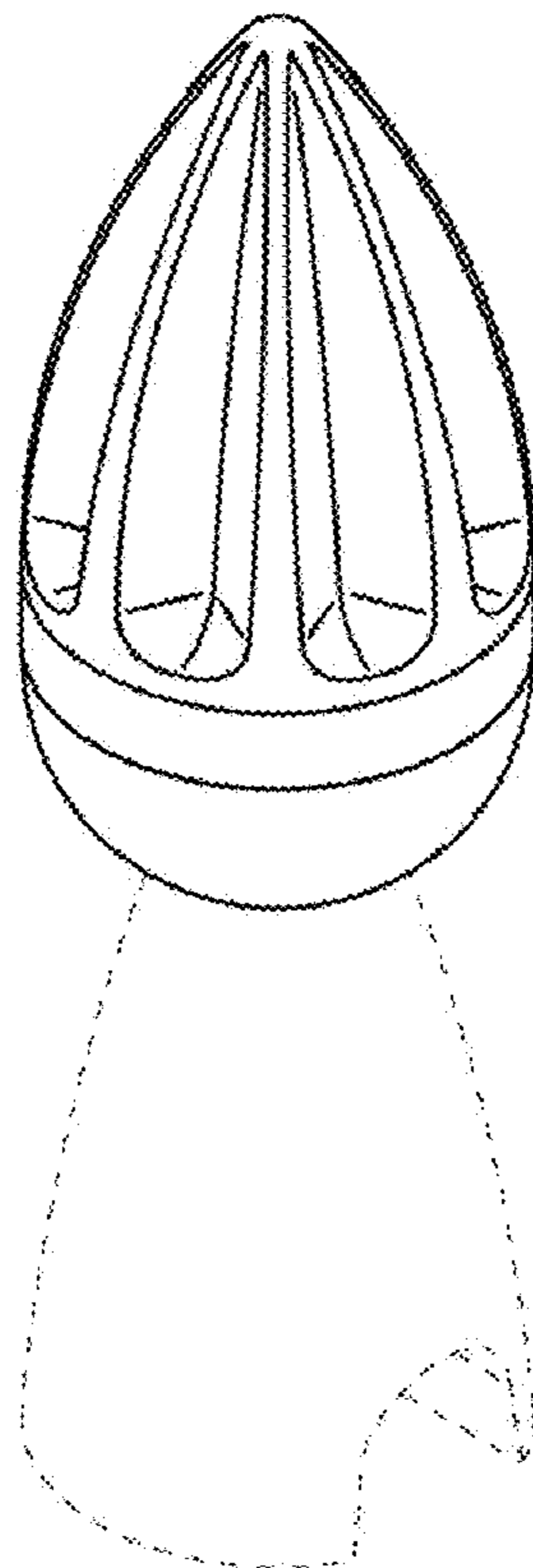
DESCRIPTION

FIG. 1 is a front elevation view of the citrus reamer showing my new design, the rear elevation view being a mirror image thereof;
 FIG. 2 is a right side elevation view of the citrus reamer of FIG. 1; the left side elevation being a mirror image thereof;
 FIG. 3 is a top view of the citrus reamer of FIG. 1;
 FIG. 4 is a bottom view of the citrus reamer of FIG. 1;
 FIG. 5 is a top perspective view of the citrus reamer of FIG. 1; and,
 FIG. 6 is a bottom perspective view of the citrus reamer of FIG. 1.

The broken lines are for illustrative purposes only and form no part of the claimed design.

- (56) **References Cited**
U.S. PATENT DOCUMENTS
1,702,737 A * 2/1929 MacDonald A47J 19/023
99/508
D484,754 S * 1/2004 Schuler D7/665

1 Claim, 2 Drawing Sheets



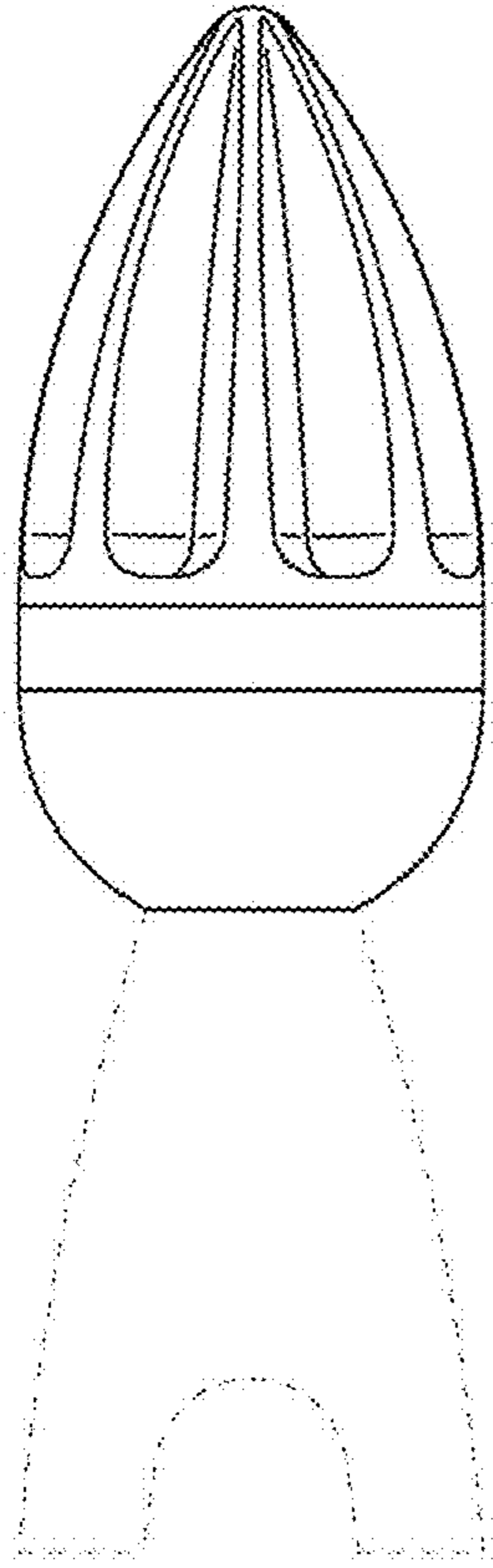


FIG. 1

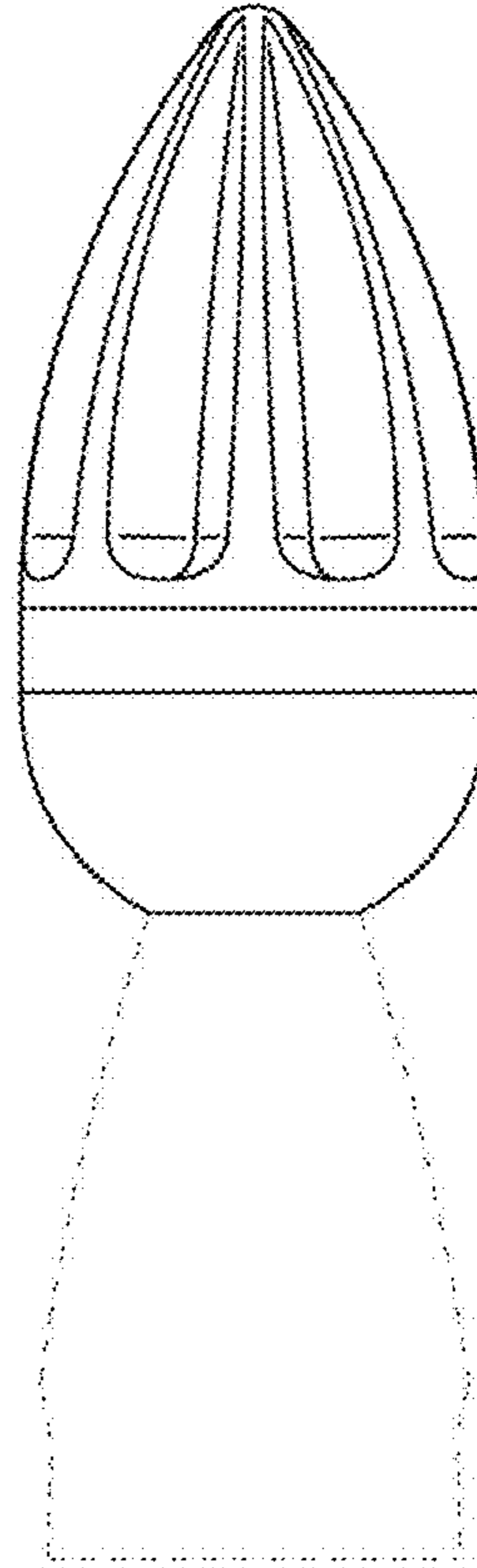


FIG. 2




FIG. 3

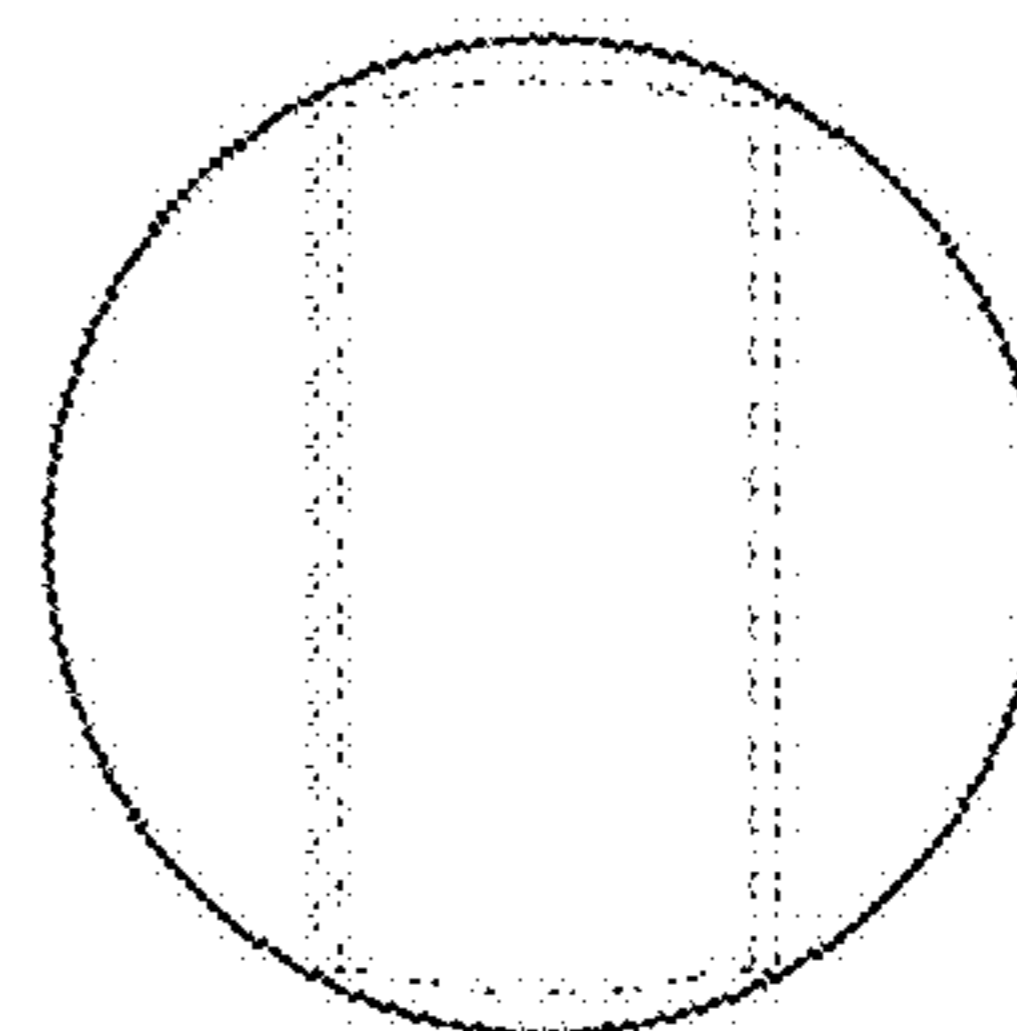


FIG. 4

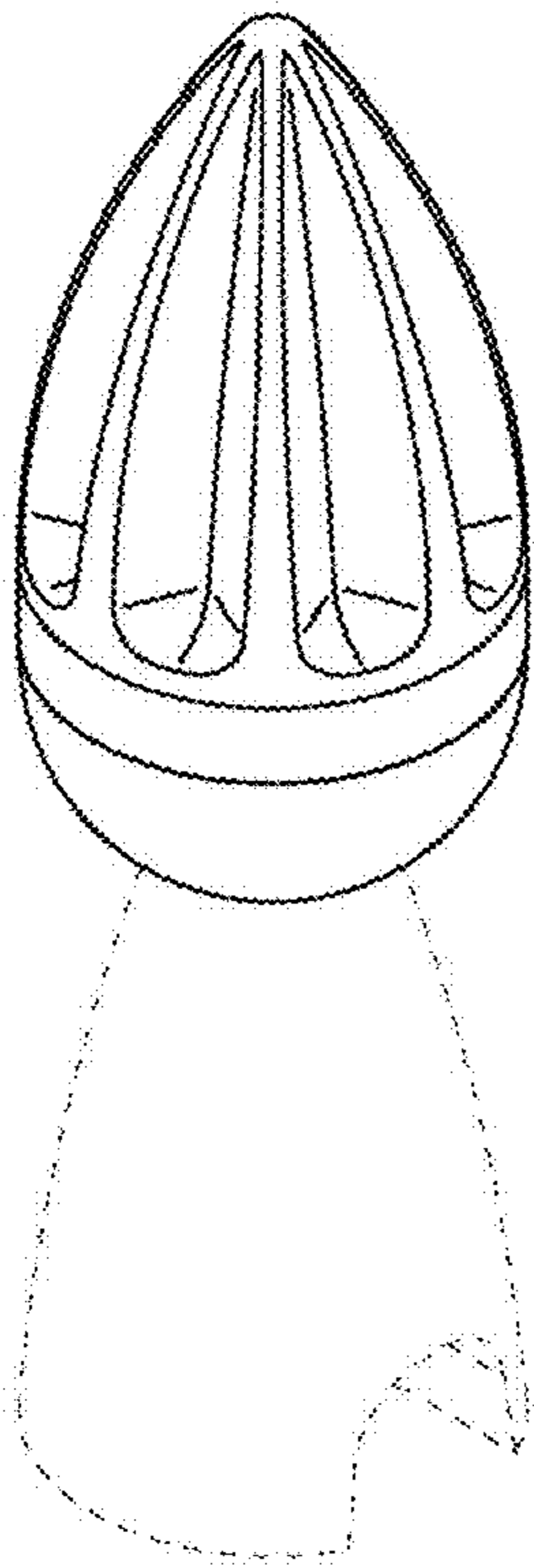


FIG. 5




FIG. 6