

US00D860705S

(12) **United States Design Patent** (10) **Patent No.:** **US D860,705 S**
Hirata et al. (45) **Date of Patent:** **** Sep. 24, 2019**

(54) **BEVERAGE DISPENSER**

(56) **References Cited**

(71) Applicant: **FUJI ELECTRIC CO., LTD.**,
Kanagawa (JP)

U.S. PATENT DOCUMENTS

(72) Inventors: **Masakazu Hirata**, Kanagawa (JP);
Takayuki Tsutsui, Kanagawa (JP);
Hiroyuki Toyoda, Kanagawa (JP)

D309,842 S *	8/1990	Frech	D7/308
D346,717 S *	5/1994	Geiger	D7/309
D402,498 S *	12/1998	Howard	D7/306
D455,596 S *	4/2002	Boos	D7/309
D556,494 S *	12/2007	Adachi	D7/307
D592,441 S *	5/2009	Terada	D7/307
D636,625 S *	4/2011	Bonetto	D7/309
D646,518 S *	10/2011	De' Longhi	D7/309
D648,973 S *	11/2011	De' Longhi	D7/309
D663,565 S *	7/2012	Yang	D7/306
D675,677 S *	2/2013	Barili	D20/4
D794,992 S *	8/2017	Tsutsui	D7/307
D835,446 S *	12/2018	Cometti	D7/309

(73) Assignee: **FUJI ELECTRIC CO., LTD.**,
Kanagawa (JP)

(**) Term: **15 Years**

* cited by examiner

(21) Appl. No.: **29/625,926**

(22) Filed: **Nov. 14, 2017**

Primary Examiner — Marianne N Pandozzi

(74) *Attorney, Agent, or Firm* — Young & Thompson

(30) **Foreign Application Priority Data**

Sep. 15, 2017 (JP) 2007-020250

(57) **CLAIM**

The ornamental design for a beverage dispenser, as shown and described.

(51) **LOC (12) Cl.** **07-01**

DESCRIPTION

(52) **U.S. Cl.**

USPC **D7/306; D7/311**

(58) **Field of Classification Search**

USPC D7/300, 309-311, 306-308, 305, 355,
D7/362, 365, 367, 397, 398; 222/146.6,
222/185.1, 135; 99/295, 273, 304, 288,
99/279, 307, 283, 294, 300; D20/4

CPC A47J 31/46; A47J 31/407; A47J 31/50;
A47J 31/18; A47J 31/00; A47J 27/04;
A47J 31/0573; A47J 31/057; A47J
31/0642; A47J 31/3628; A47J 31/4407;
A47J 31/445

FIG. 1 is a front view of a beverage dispenser showing our new design;
FIG. 2 is a rear view thereof;
FIG. 3 is a top plan view thereof;
FIG. 4 is a bottom view thereof;
FIG. 5 is a right side view thereof;
FIG. 6 is a left side view thereof;
FIG. 7 is a perspective view of the front, top and right side of the beverage dispenser; and,
FIG. 8 is a sectional view taken along line 8-8 of FIG. 1 omitting unclaimed interior mechanism.

See application file for complete search history.

1 Claim, 8 Drawing Sheets

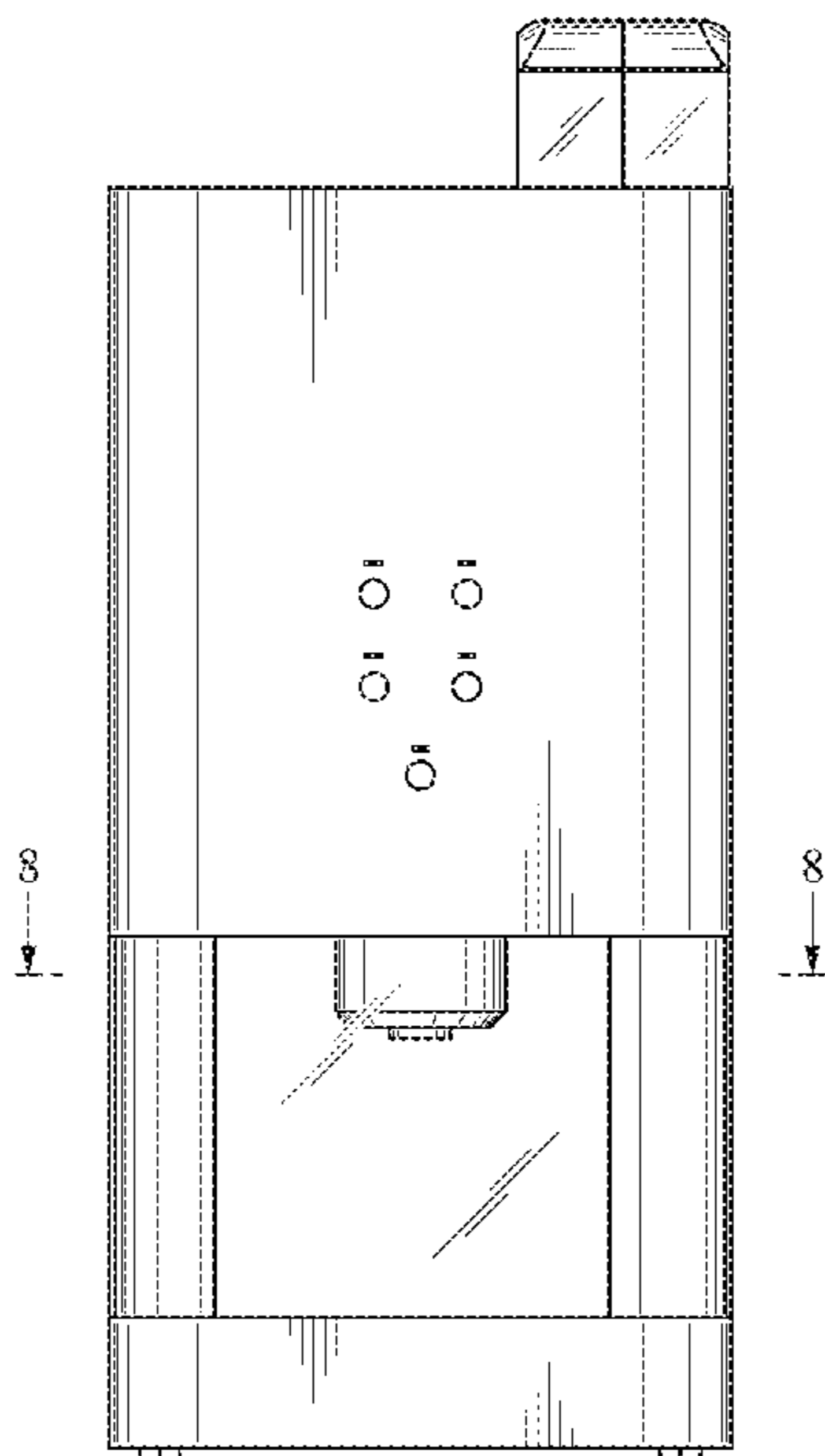


FIG. 1

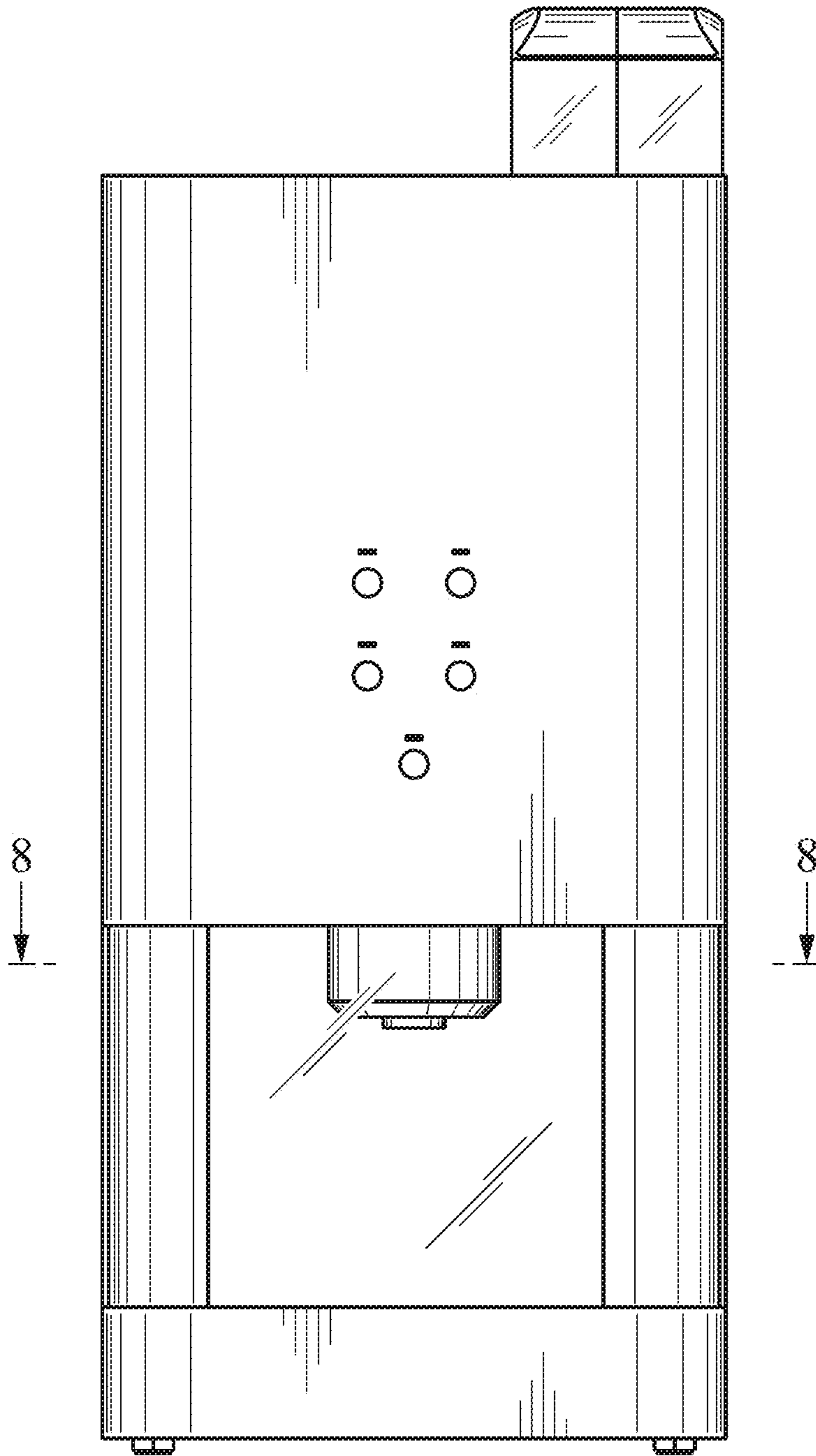


FIG. 2




FIG. 3

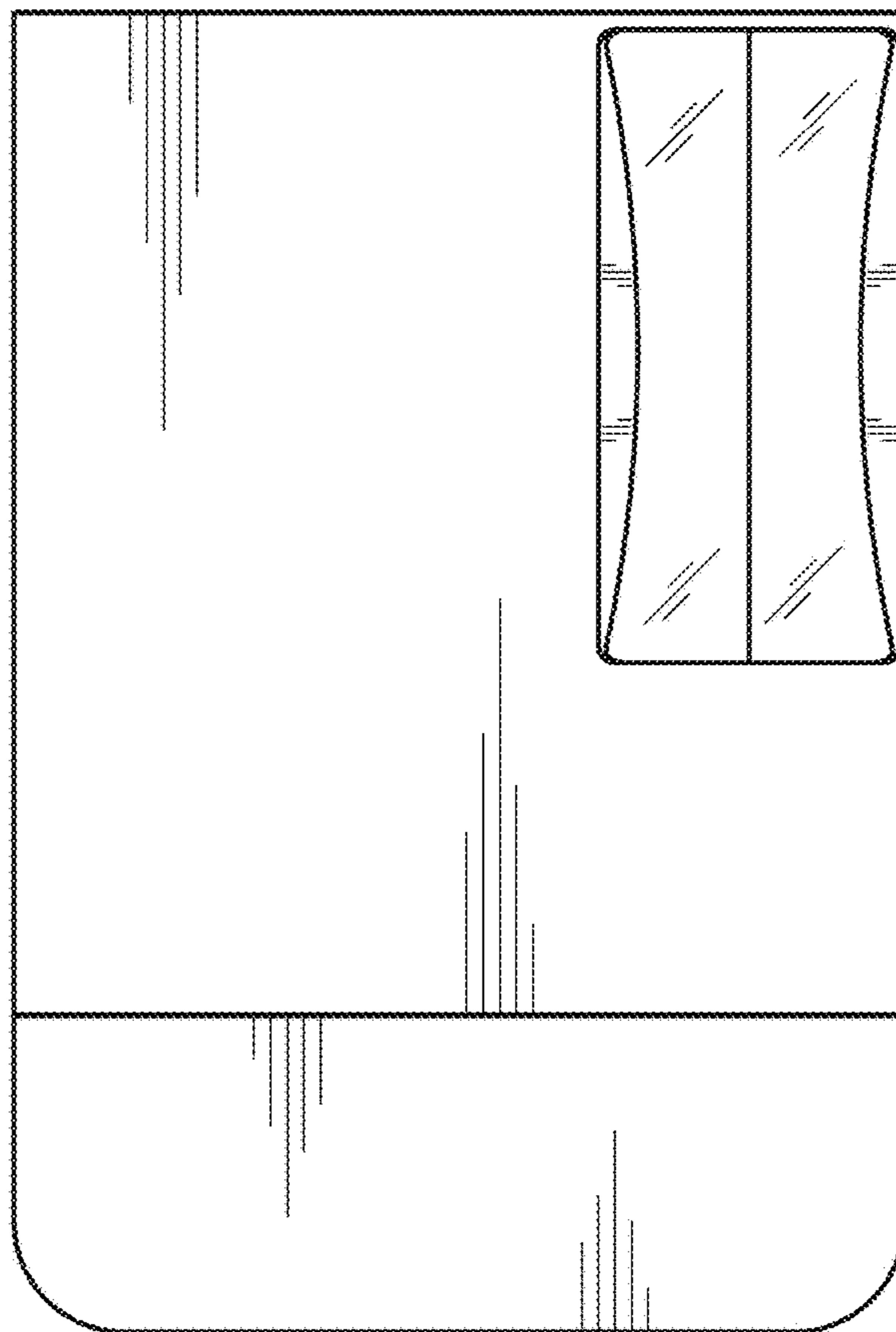


FIG. 4

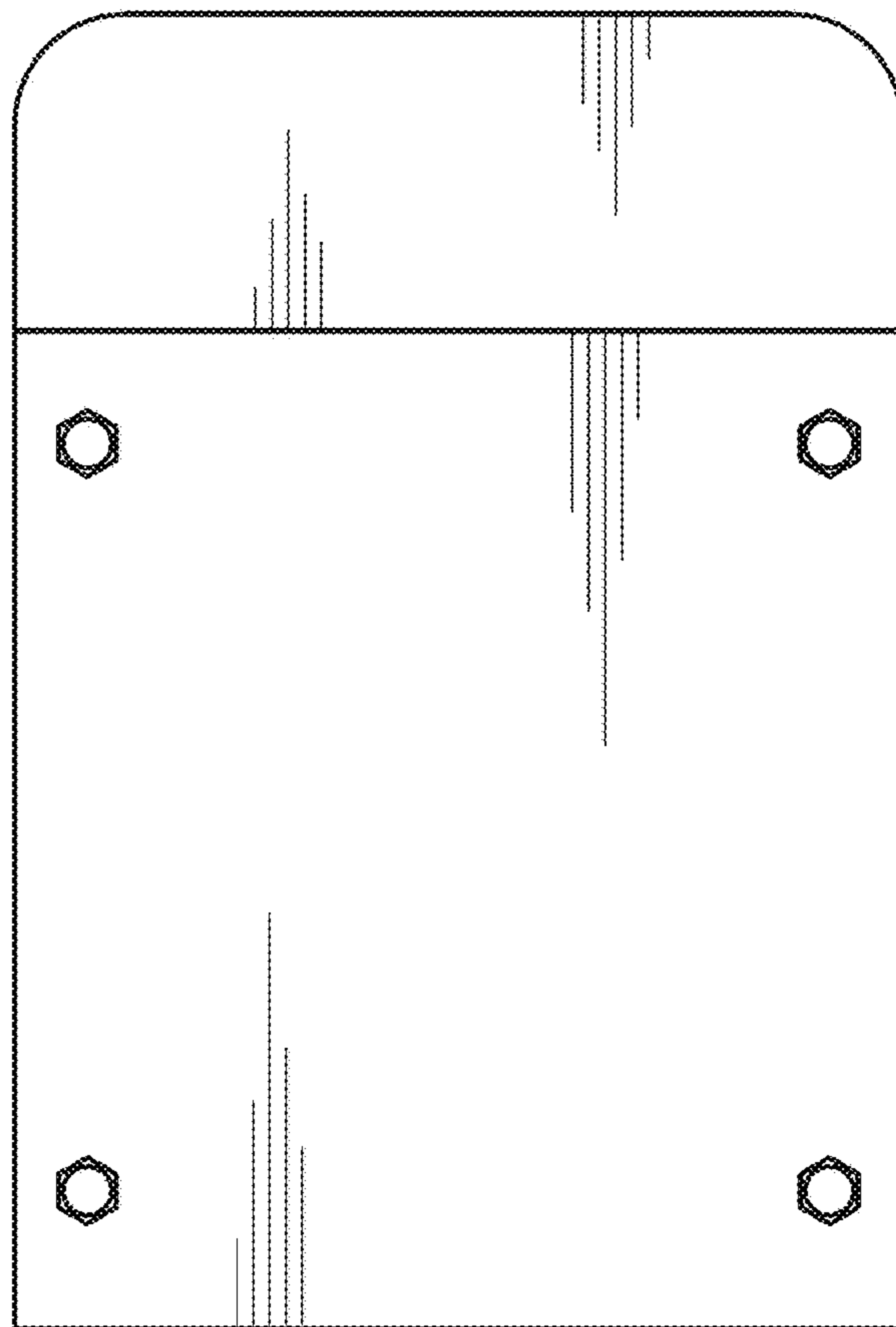


FIG. 5

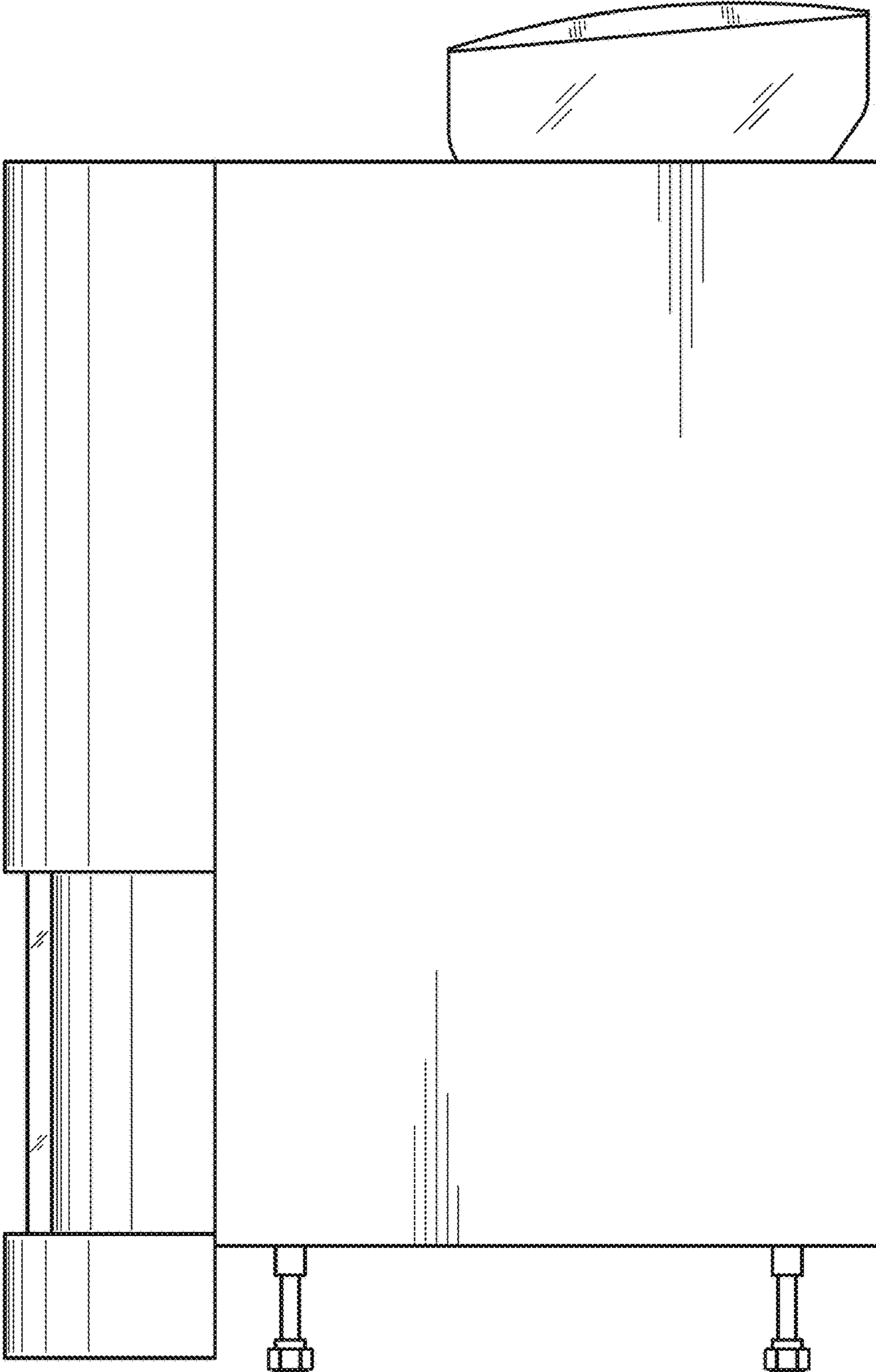


FIG. 6




FIG. 7

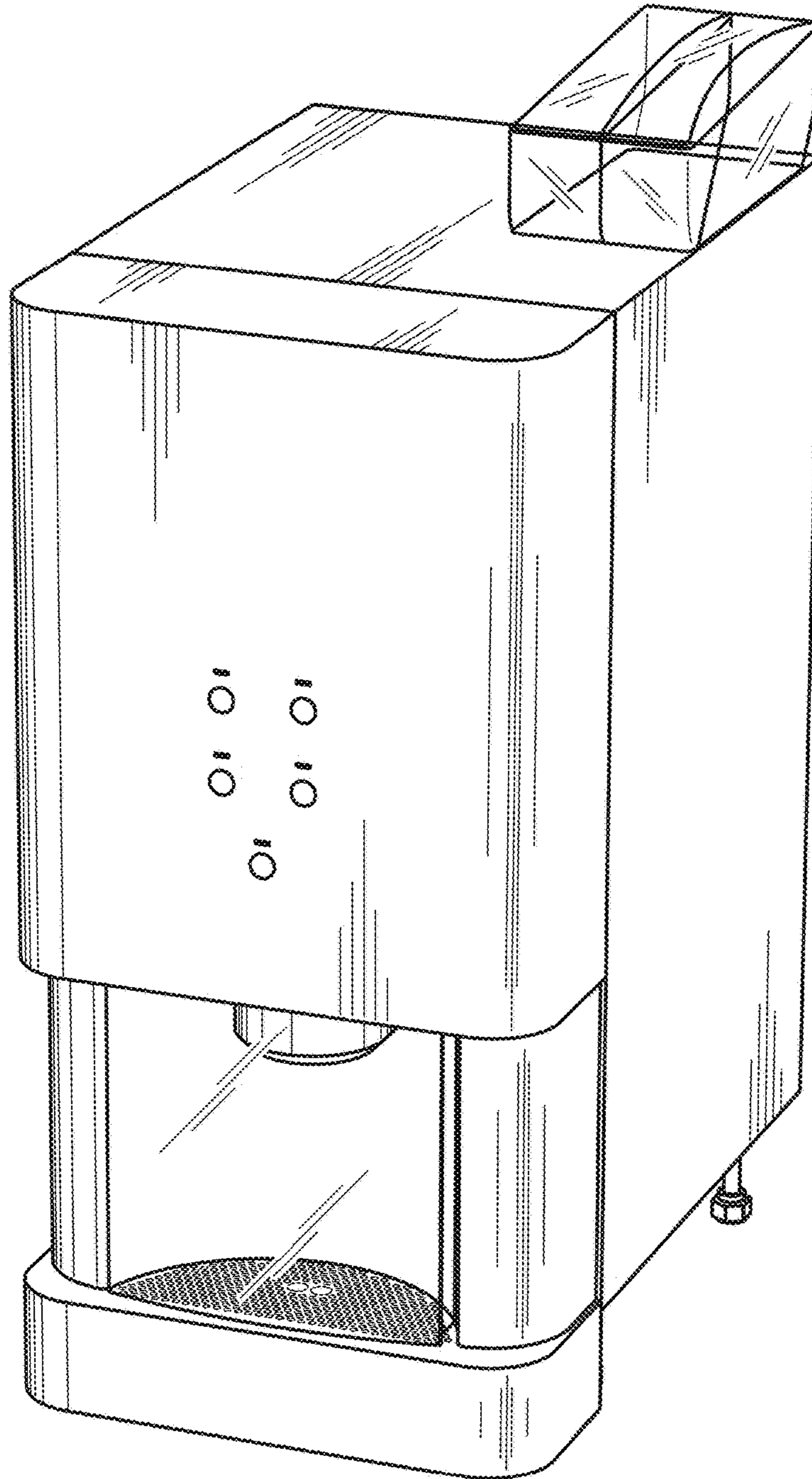


FIG. 8

