



US00D860701S

(12) **United States Design Patent** (10) **Patent No.:** **US D860,701 S**  
**Schroeder et al.** (45) **Date of Patent:** **\*\* Sep. 24, 2019**

(54) **SEAT**  
(71) Applicant: **Innovations US LLC**, Brown Deer, WI (US)

4,922,560 A 5/1990 Skibinski  
5,116,100 A 5/1992 Iversen  
5,301,968 A 4/1994 Ward et al.  
(Continued)

(72) Inventors: **Harold F. Schroeder**, Brown Deer, WI (US); **Badsha Das**, Alpharetta, GA (US); **Sakshi Sethi**, Alpharetta, GA (US)

FOREIGN PATENT DOCUMENTS

DE 203258 A 6/1907  
WO WO-2016106169 A1 \* 6/2016 ..... A47C 1/16

(\*\*) Term: **15 Years**  
(21) Appl. No.: **29/619,303**  
(22) Filed: **Sep. 28, 2017**

OTHER PUBLICATIONS

Notification of Transmittal of the International Search Report and the Written Opinion for International Application No. PCT/2015/066974, dated Feb. 23, 2016, 8 pages.

*Primary Examiner* — Mimosa De  
(74) *Attorney, Agent, or Firm* — Christopher S. Dodson; Nexsen Pruet, PLLC

**Related U.S. Application Data**

(63) Continuation of application No. 29/549,297, filed on Dec. 21, 2015, now Pat. No. Des. 801,740.

(51) **LOC (12) Cl.** ..... **06-01**

(52) **U.S. Cl.**  
USPC ..... **D6/716**

(58) **Field of Classification Search**  
USPC ..... D6/334-336, 371, 373, 374, 375, 376, D6/379, 380, 716, 716.1; D12/131, 133  
CPC . A61G 5/00; A61G 5/14; A61G 5/125; A61G 7/10; A61G 13/1235; A47D 1/103; A47C 1/16; A47C 7/54  
See application file for complete search history.

(57) **CLAIM**

The ornamental design for a seat, as shown and described.

**DESCRIPTION**

FIG. 1 is a perspective view of a seat according to our design;  
FIG. 2 is a first side view thereof;  
FIG. 3 is a second side view thereof, opposite the view of FIG. 2;  
FIG. 4 a third side view thereof;  
FIG. 5 is a fourth side view thereof, opposite the view of FIG. 4;  
FIG. 6 is a top plan view thereof; and,  
FIG. 7 is a bottom plan view thereof, opposite the view of FIG. 6.

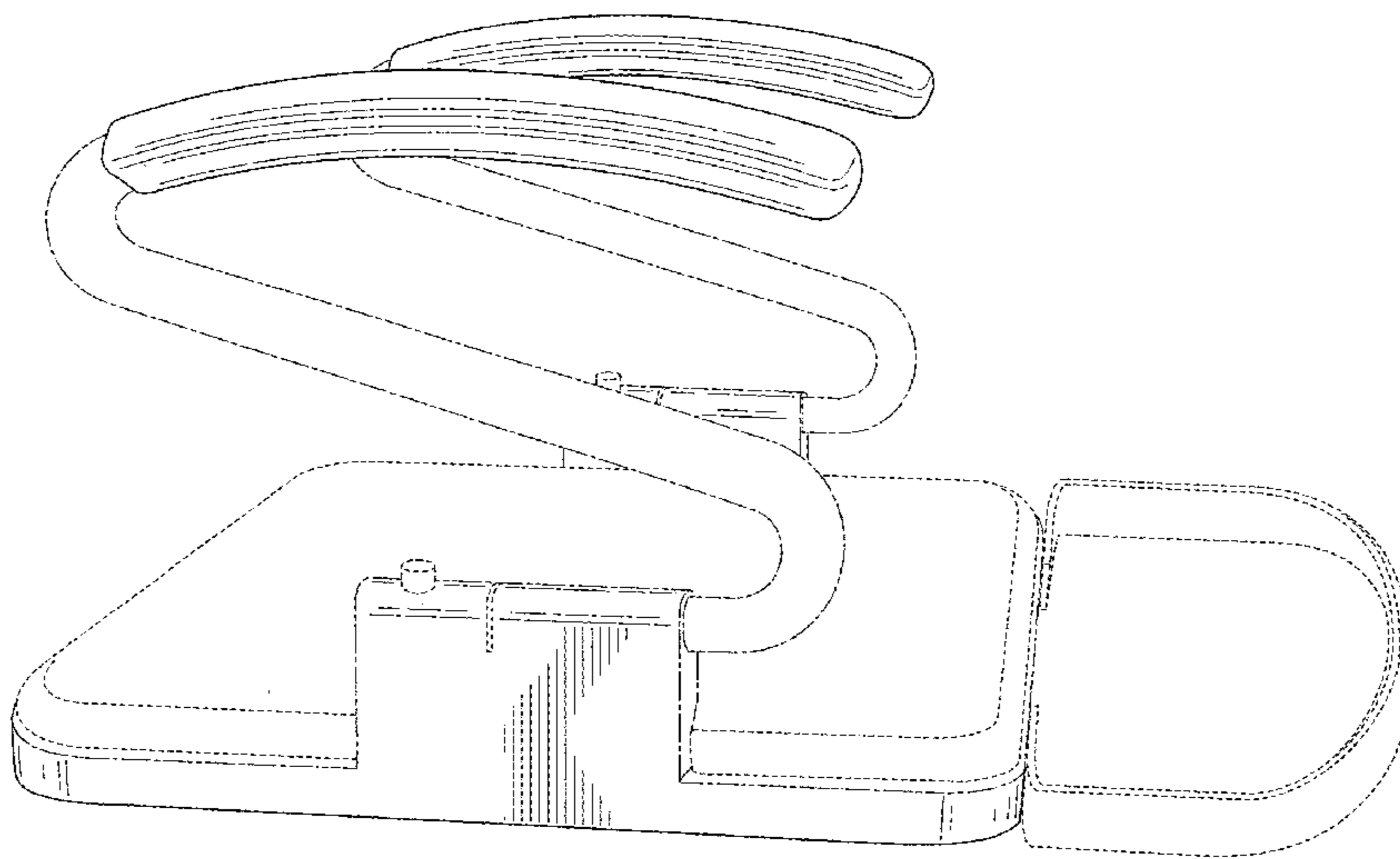
The dashed broken lines are included for the purpose of illustrating the environment of the design only, and form no part of the claimed design. The dot-dash broken lines represent the boundaries of the claimed design. None of the broken lines form part of the claimed design.

(56) **References Cited**

U.S. PATENT DOCUMENTS

2,496,205 A 1/1950 Grieb  
2,605,815 A 8/1952 Zoranovich  
2,690,208 A 9/1954 Mary  
2,721,603 A 10/1955 Faulconer  
3,253,860 A 5/1966 Shapiro  
4,779,731 A 10/1988 Fujio  
4,843,661 A 7/1989 Skibinski  
4,854,638 A 8/1989 Marcus et al.  
4,893,826 A \* 1/1990 Ward ..... A61G 5/00  
280/47.4

**1 Claim, 7 Drawing Sheets**





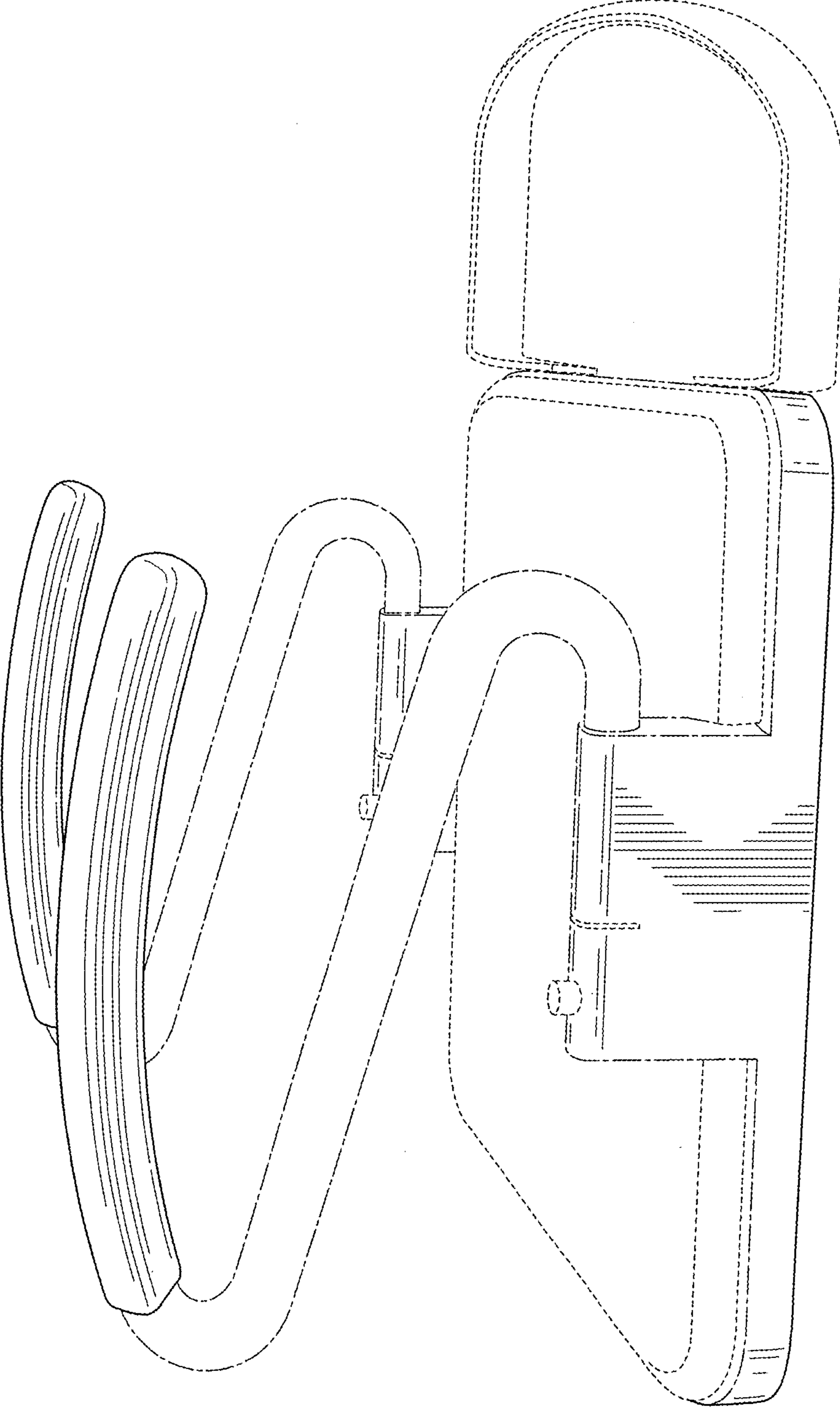


FIG. 1

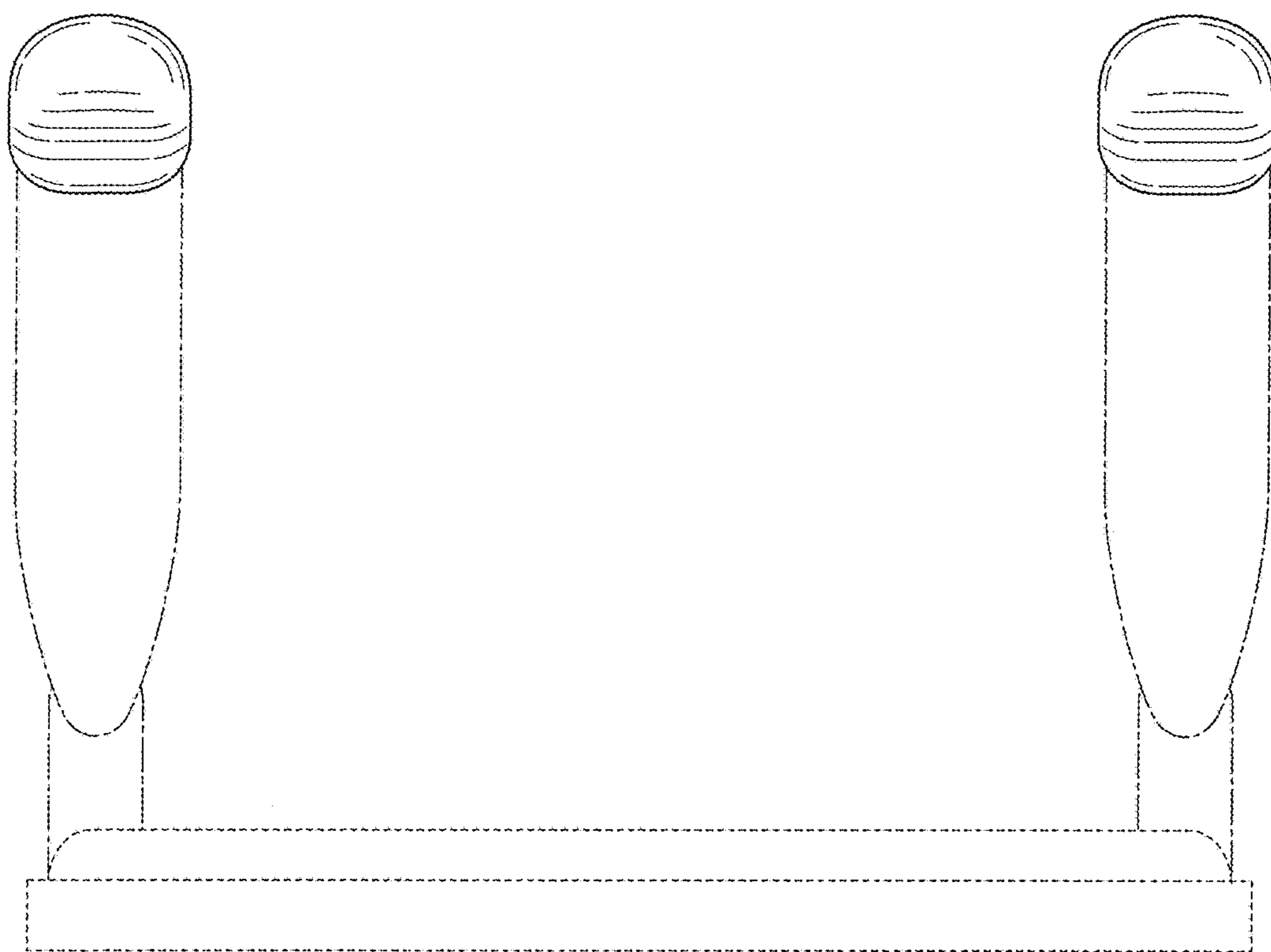


FIG. 2




FIG. 3

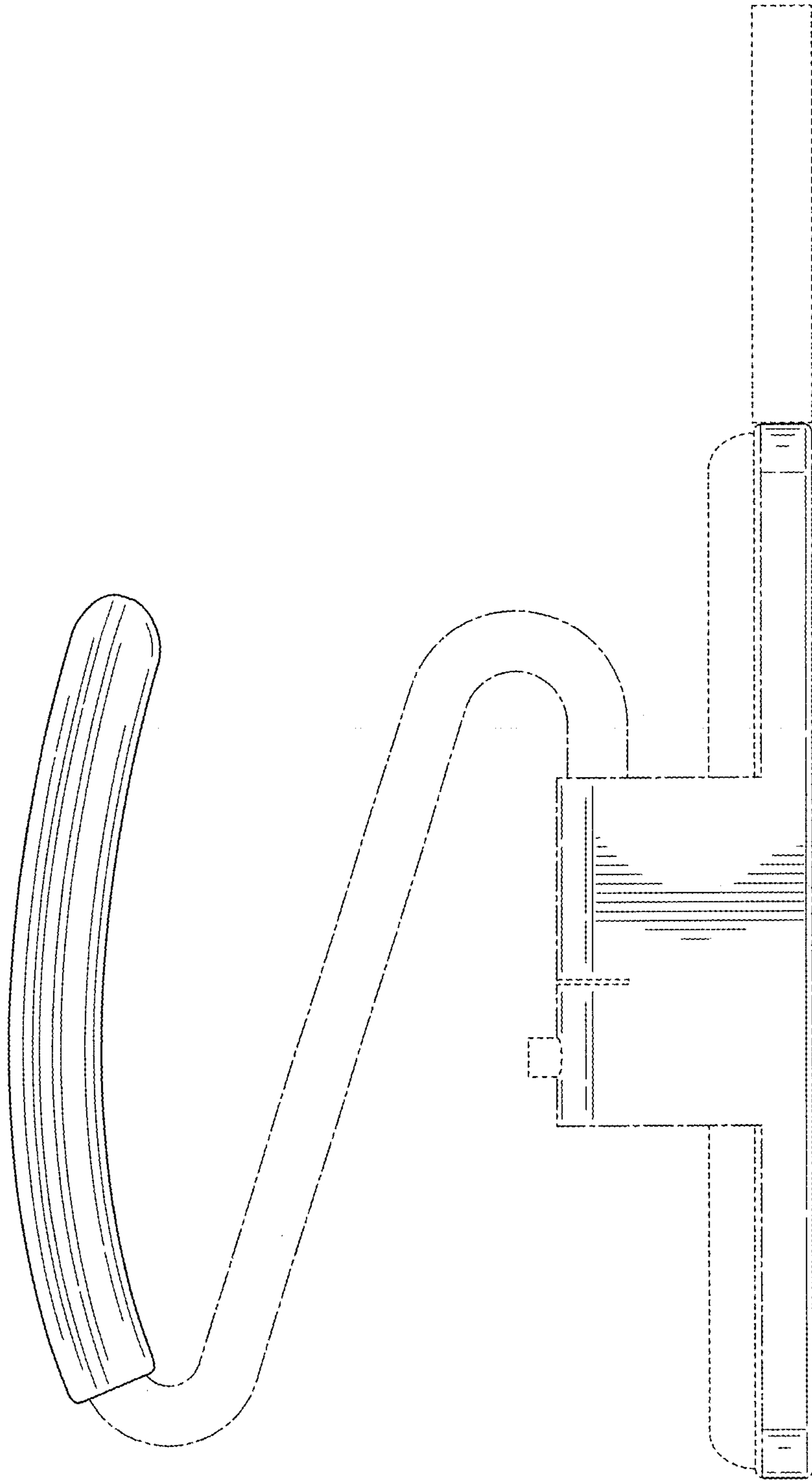


FIG. 4



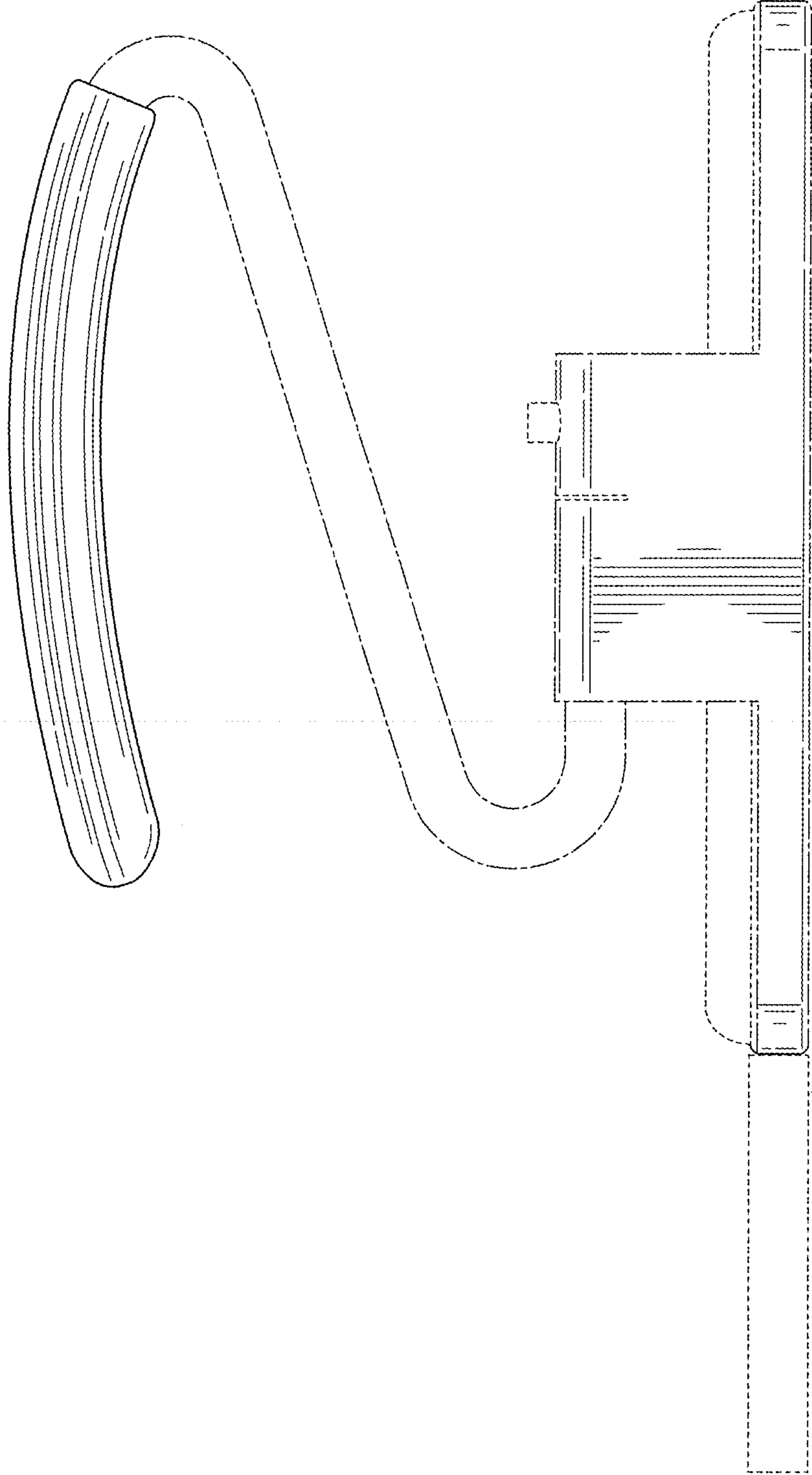


FIG. 5




FIG. 6






FIG. 7