

US00D860699S

(12) **United States Design Patent**
Adams

(10) **Patent No.:** **US D860,699 S**

(45) **Date of Patent:** **** Sep. 24, 2019**

(54) **GEOMETRICAL COLUMN UNIT**

(71) Applicant: **Brian M. Adams**, Bellbrook, OH (US)

(72) Inventor: **Brian M. Adams**, Bellbrook, OH (US)

(**) Term: **15 Years**

(21) Appl. No.: **29/646,134**

(22) Filed: **May 2, 2018**

(51) **LOC (12) Cl.** **06-06**

(52) **U.S. Cl.**
USPC **D6/708**; D25/121; D25/126

(58) **Field of Classification Search**
USPC D6/708, 708.1, 708.11, 708.12, 708.14,
D6/708.15, 708.16, 708.17, 708.18, 708.2,
D6/708.21, 708.22, 708.23, 708.25;
D25/120, 121, 126, 128, 130, 133
CPC A47B 7/00; A47B 11/00; A47B 13/00;
A47B 2013/024; A47B 2013/025; A47B
91/00; A47B 91/005; A47B 91/12; A47B
91/14; A47B 91/16

See application file for complete search history.

(56) **References Cited**

U.S. PATENT DOCUMENTS

D5,177 S *	8/1871	Gould	D25/128
414,090 A *	10/1889	Taylor	B21C 3/06
				72/468
910,192 A *	1/1909	Grouvelle	F28F 13/12
				138/177
D189,528 S *	1/1961	Meyers	D25/126
3,196,061 A *	7/1965	Paulson	B27M 3/0053
				108/150
4,069,638 A *	1/1978	Hasselqvist	B21C 37/104
				403/231
D267,609 S *	1/1983	Reistetter	D6/692.5
D278,676 S *	5/1985	DeAre	D11/164
D285,760 S *	9/1986	Milling	D6/695.2
D296,635 S *	7/1988	Kelley	D6/709
D306,107 S *	2/1990	Grosfillex	108/150

D329,768 S *	9/1992	Intardonato	D6/708.17
D352,118 S *	11/1994	Kipfmueller	D25/126
D376,516 S *	12/1996	Skinner	D8/8
D431,133 S *	9/2000	Lewis	D6/691.4
7,255,155 B2 *	8/2007	O'Donnell	F24H 9/0026
				165/109.1
D558,901 S *	1/2008	Hing	D25/126

(Continued)

Primary Examiner — Mary Ann Calabrese

Assistant Examiner — Catherine Ho

(74) *Attorney, Agent, or Firm* — Dinsmore & Shohl LLP

(57) **CLAIM**

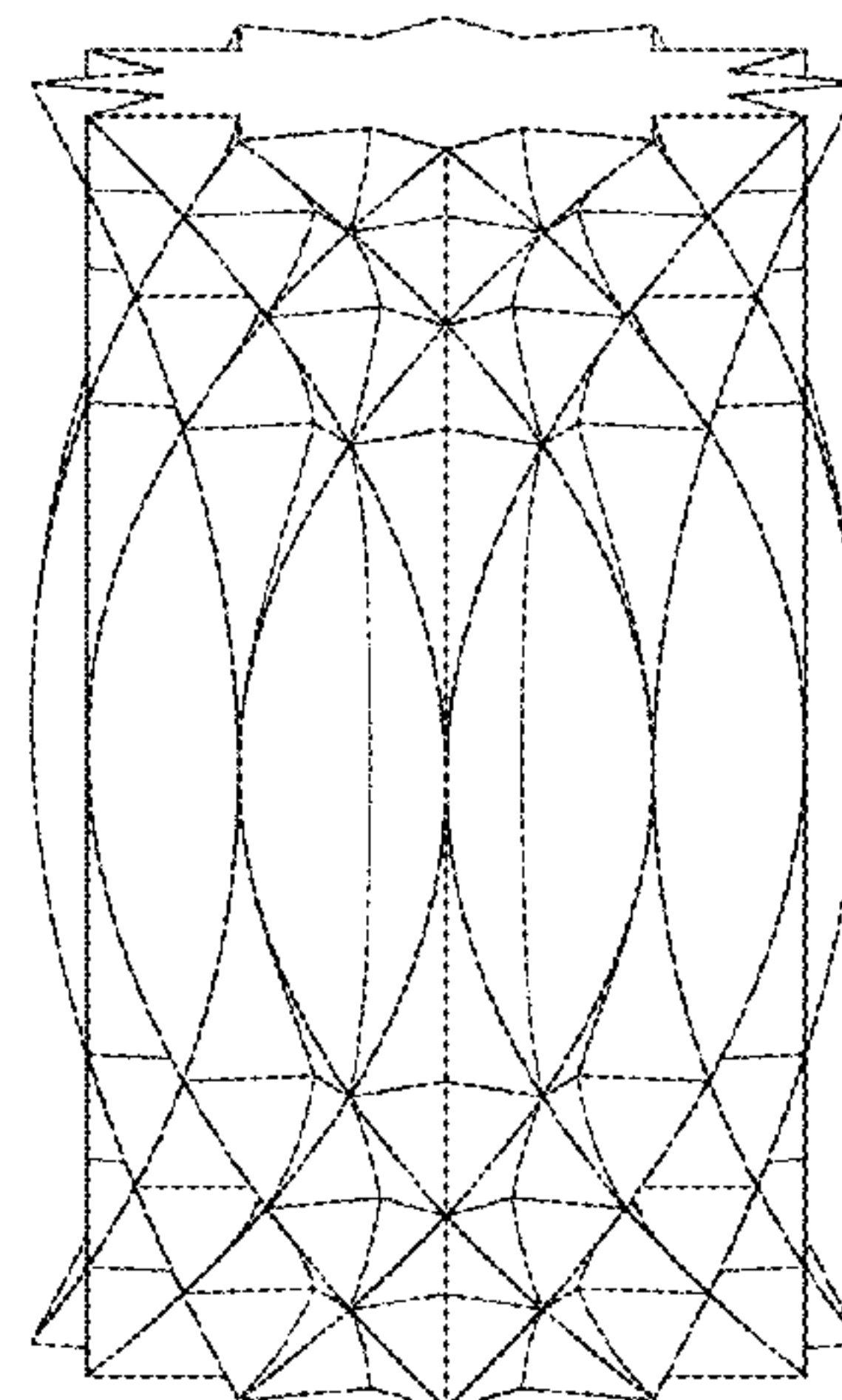
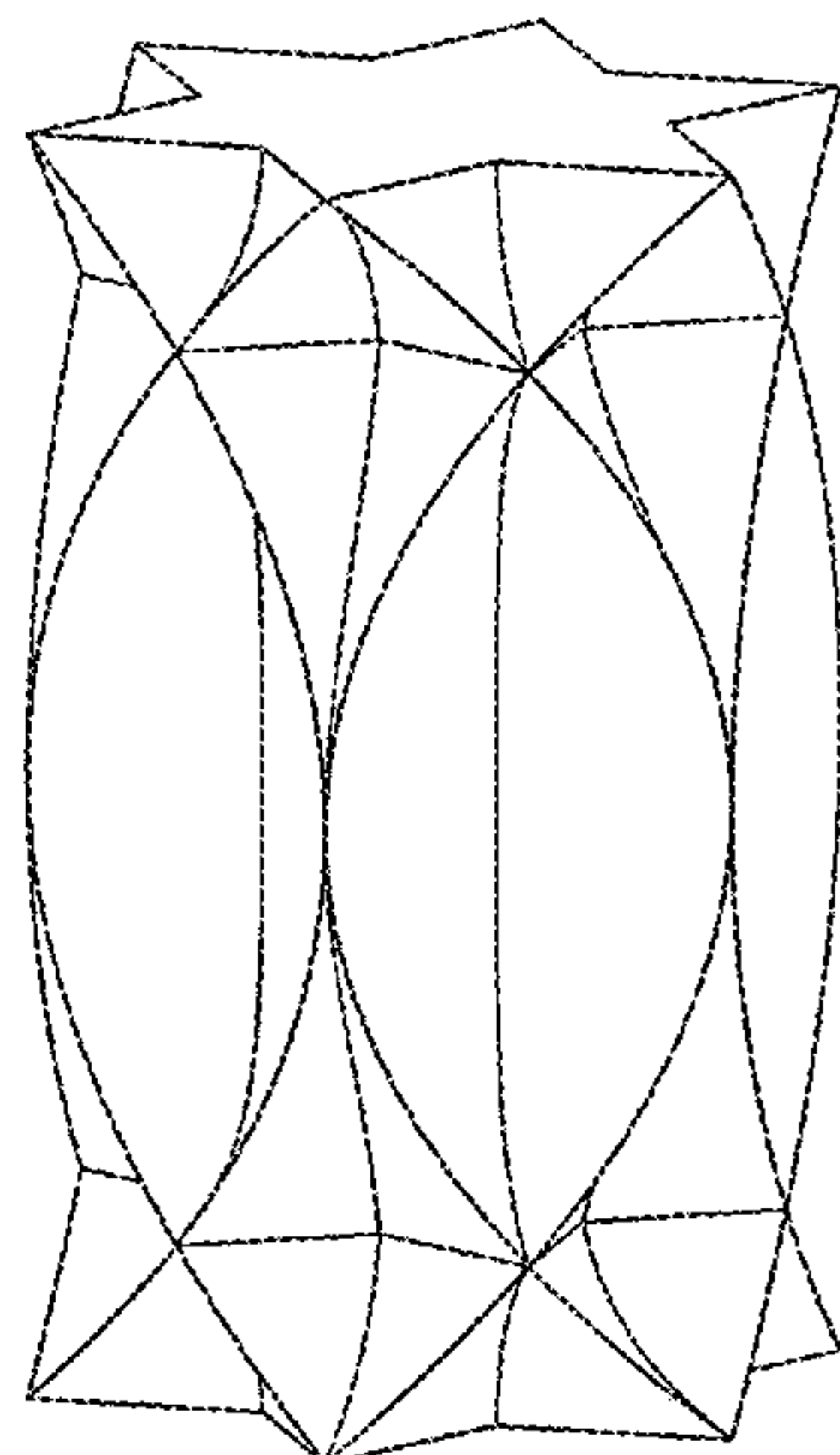
The ornamental design of a geometrical column unit, as shown and described.

DESCRIPTION

FIG. 1 is a top front perspective view of the first embodiment of a geometrical column unit, showing my new design; FIG. 2 is a front side elevational view thereof, the rear side elevational view being a mirror image thereof; FIG. 3 is a right side elevational view thereof, the left side elevational view being a mirror image thereof; FIG. 4 is a top plan view thereof, the bottom plan view being a mirror image thereof; FIG. 5 is a top front perspective view of the second embodiment of a geometrical column unit; FIG. 6 is a front side elevational view thereof, the rear side elevational view being a mirror image thereof; FIG. 7 is a right side elevational view thereof, the left side elevational view being a mirror image thereof; and, FIG. 8 is a top plan view thereof, the bottom plan view being a mirror image thereof.

The new, original, and ornamental design of a geometrical column unit is contemplated to be a repeatable single segment capable of being stacked at the top and/or bottom surfaces to continue an unbroken /unbroken surface pattern of the right, left, front and back sides.

1 Claim, 8 Drawing Sheets



(56)

References Cited

U.S. PATENT DOCUMENTS

D560,826 S *	1/2008	Speek	D25/126
D566,573 S *	4/2008	Lestelle	D9/520
D773,222 S *	12/2016	Smith	D6/708.16
D773,414 S *	12/2016	Hoffman	D13/183
D783,886 S *	4/2017	Adams	D26/118

* cited by examiner

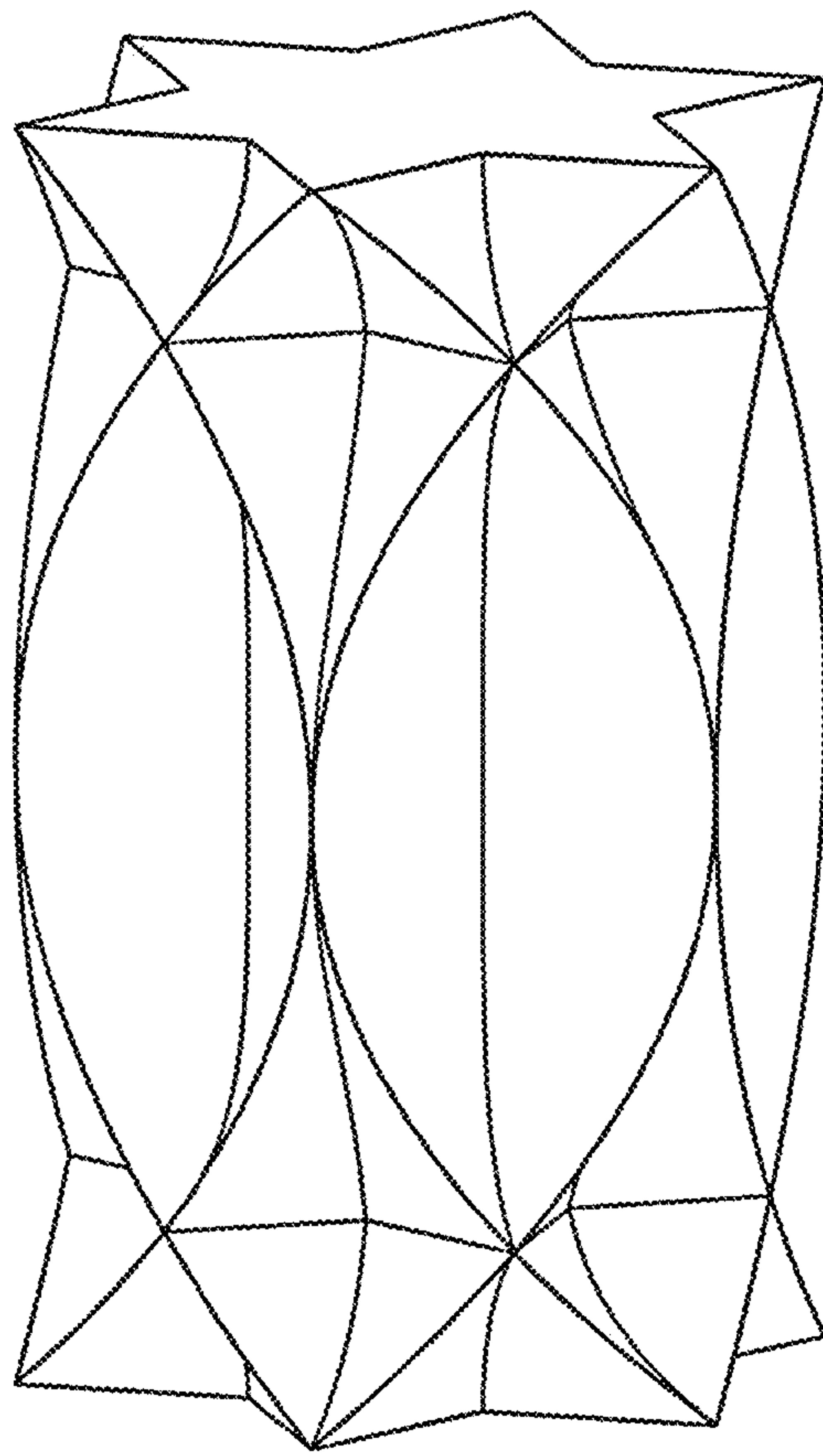


FIG. 1

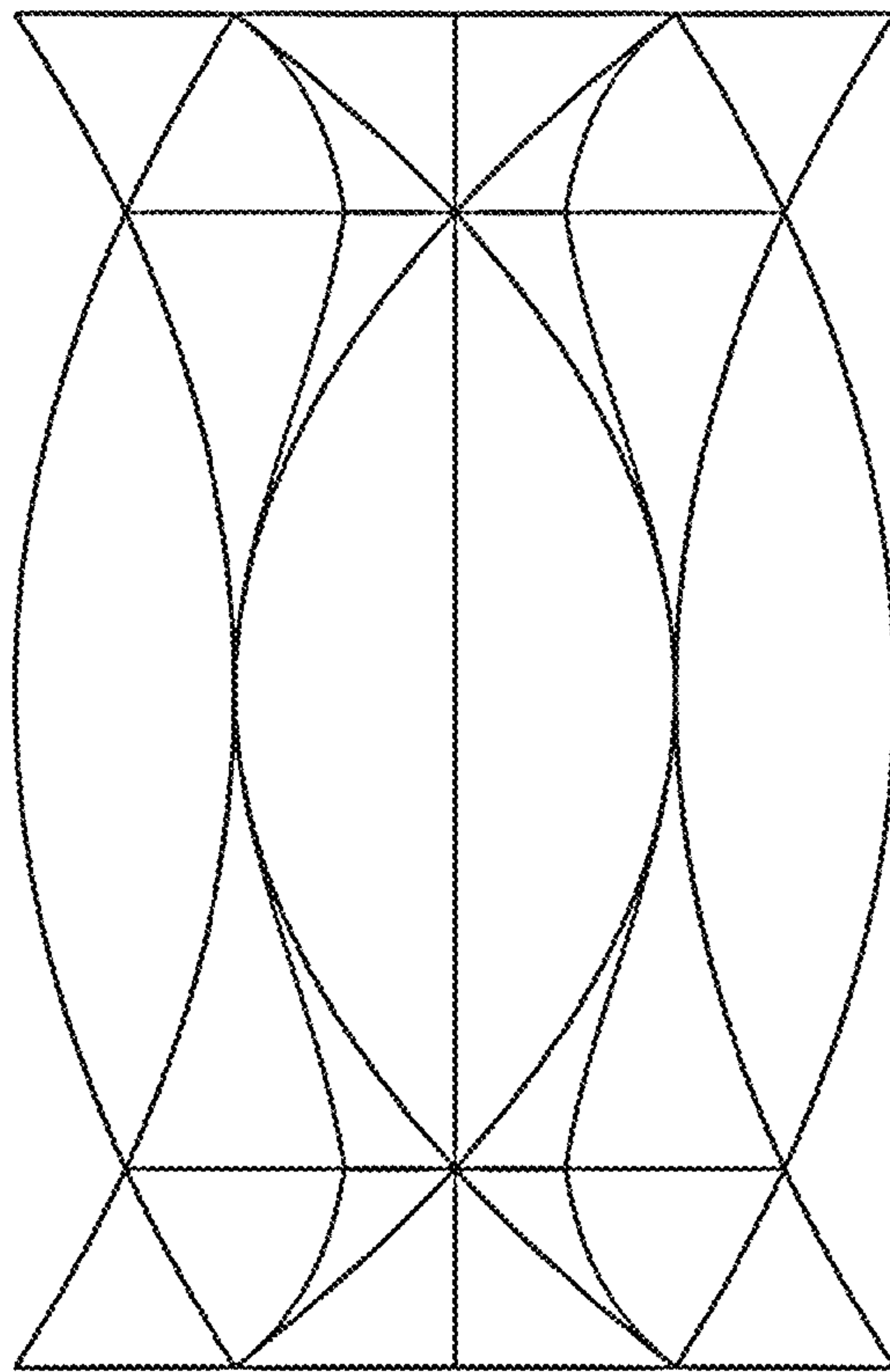


FIG. 2

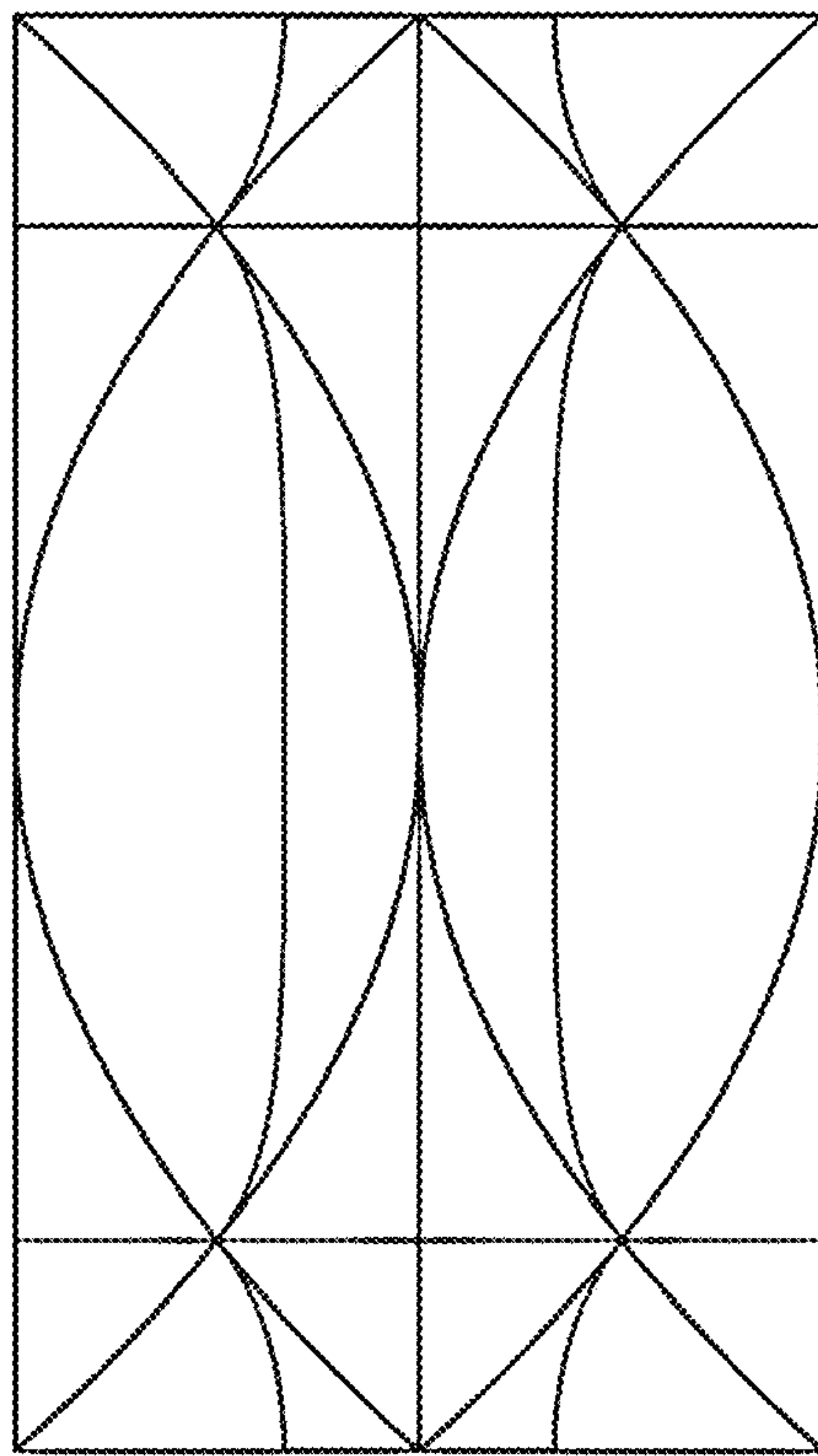


FIG. 3

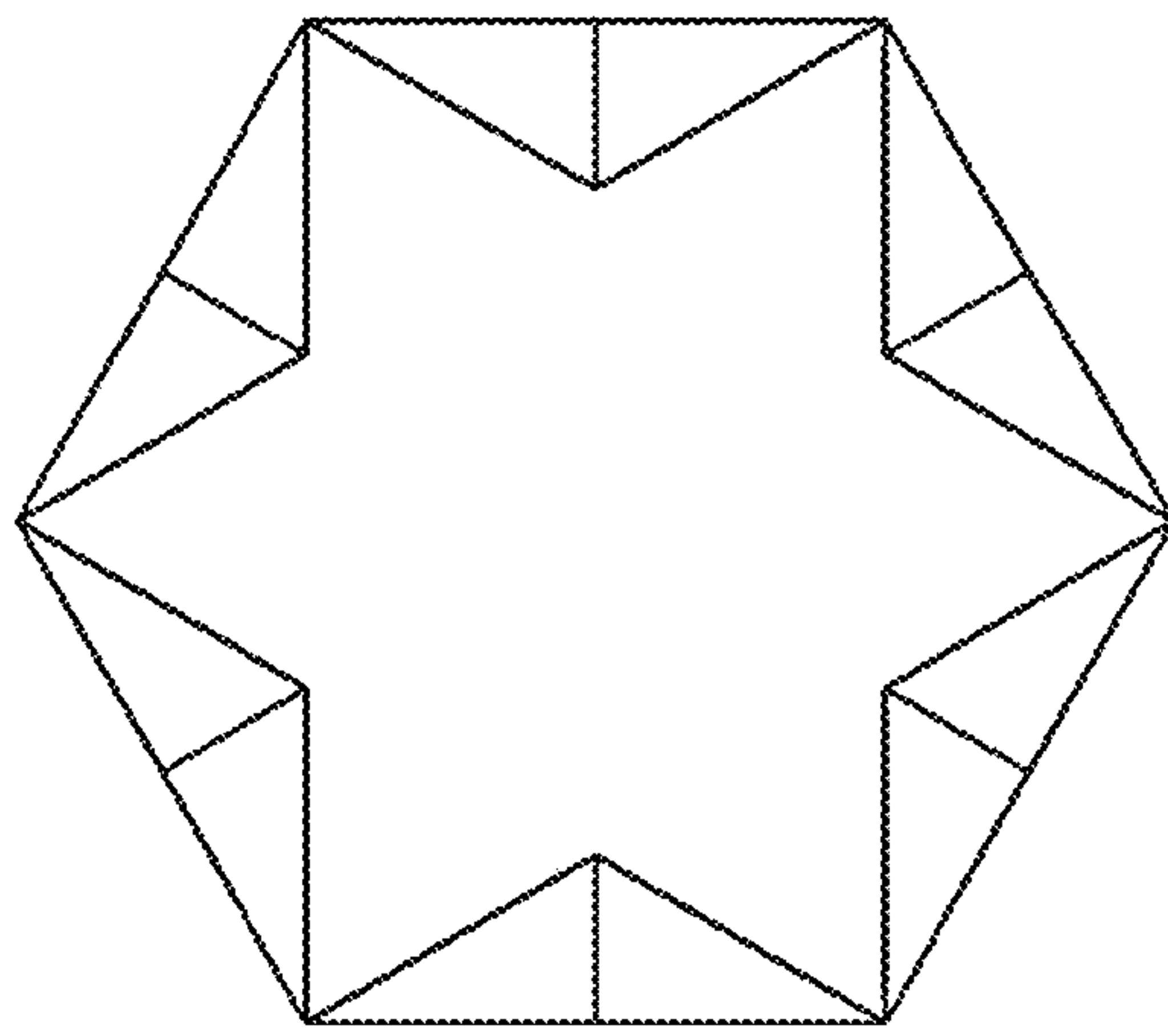


FIG. 4

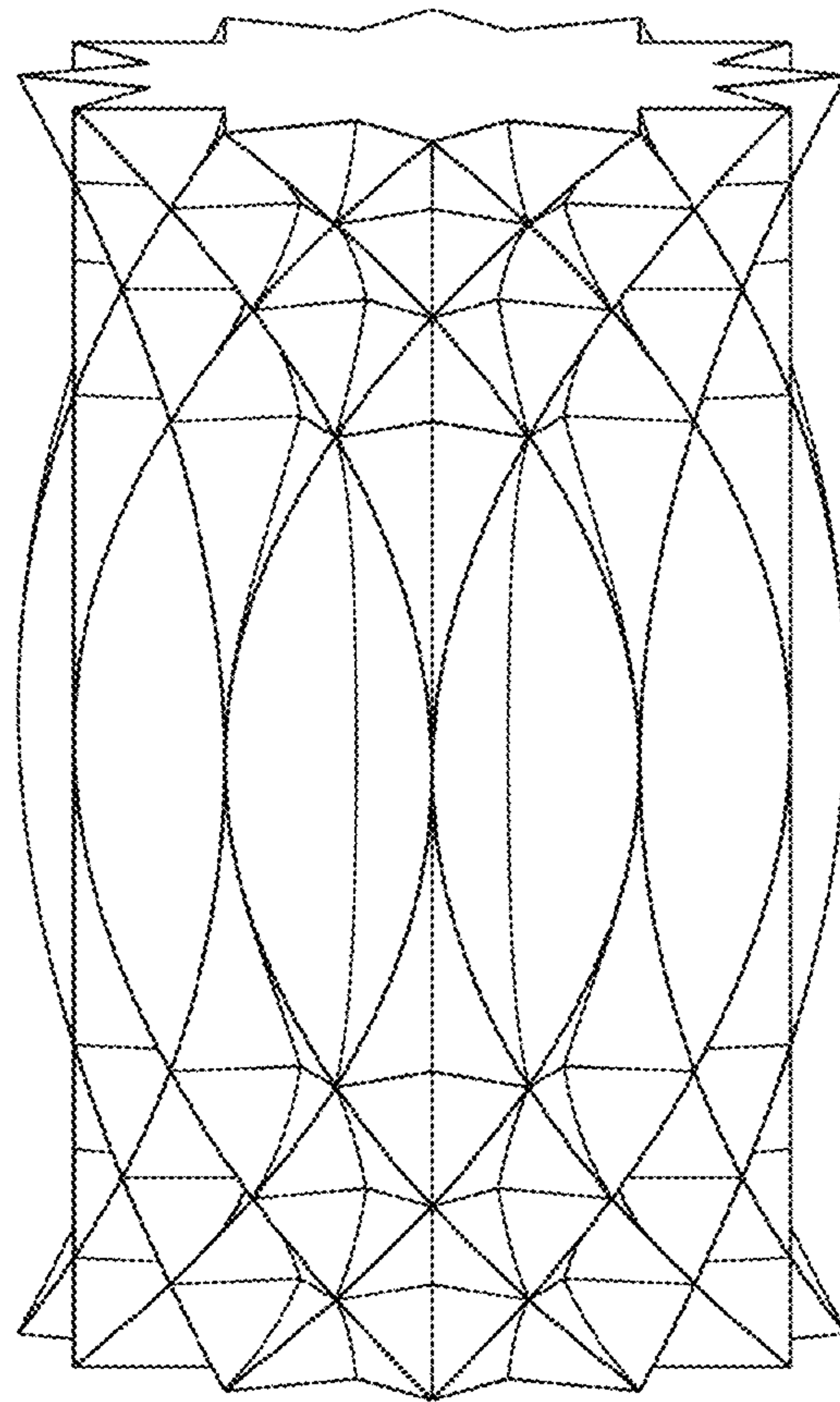


FIG. 5

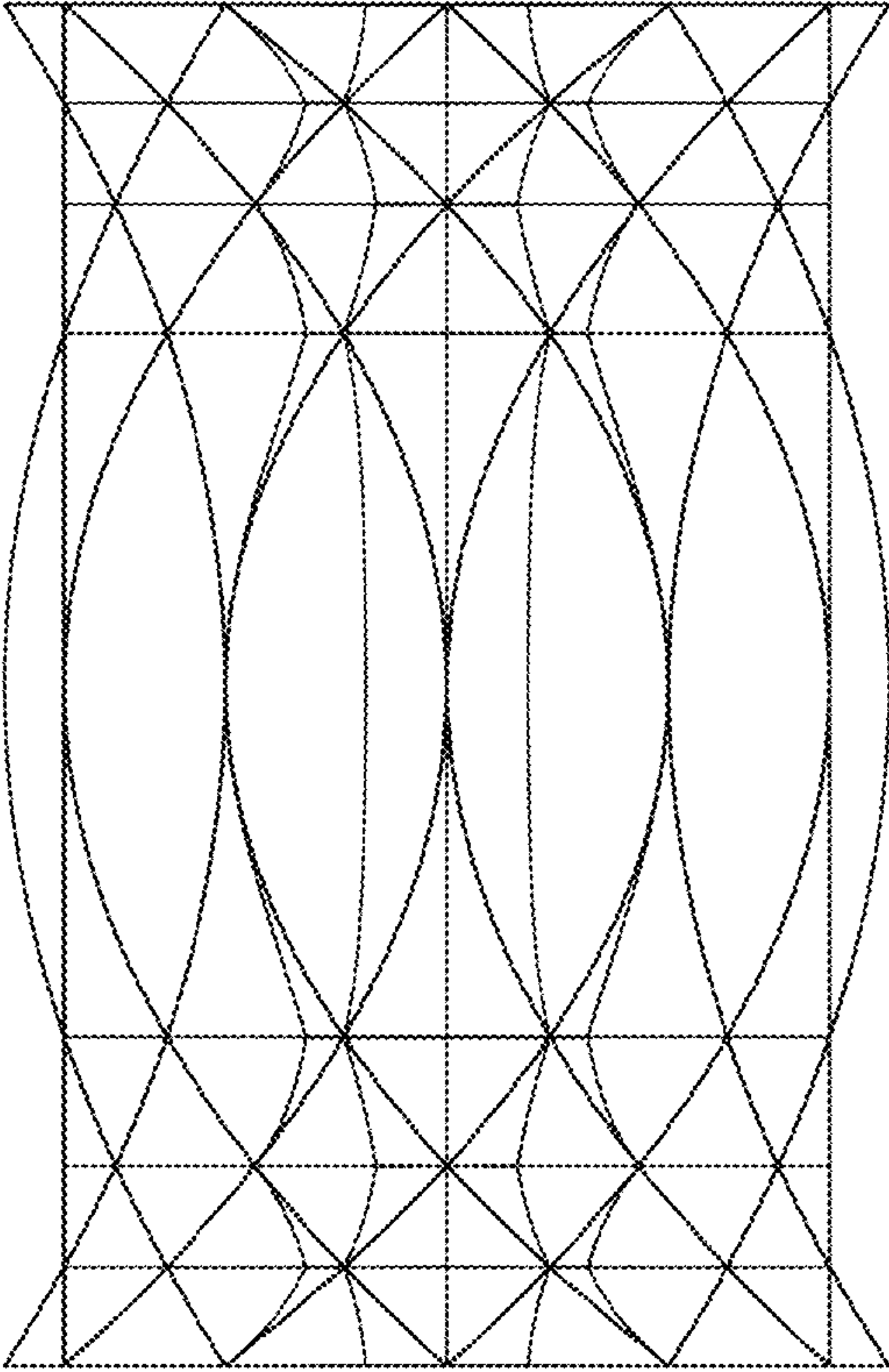


FIG. 6

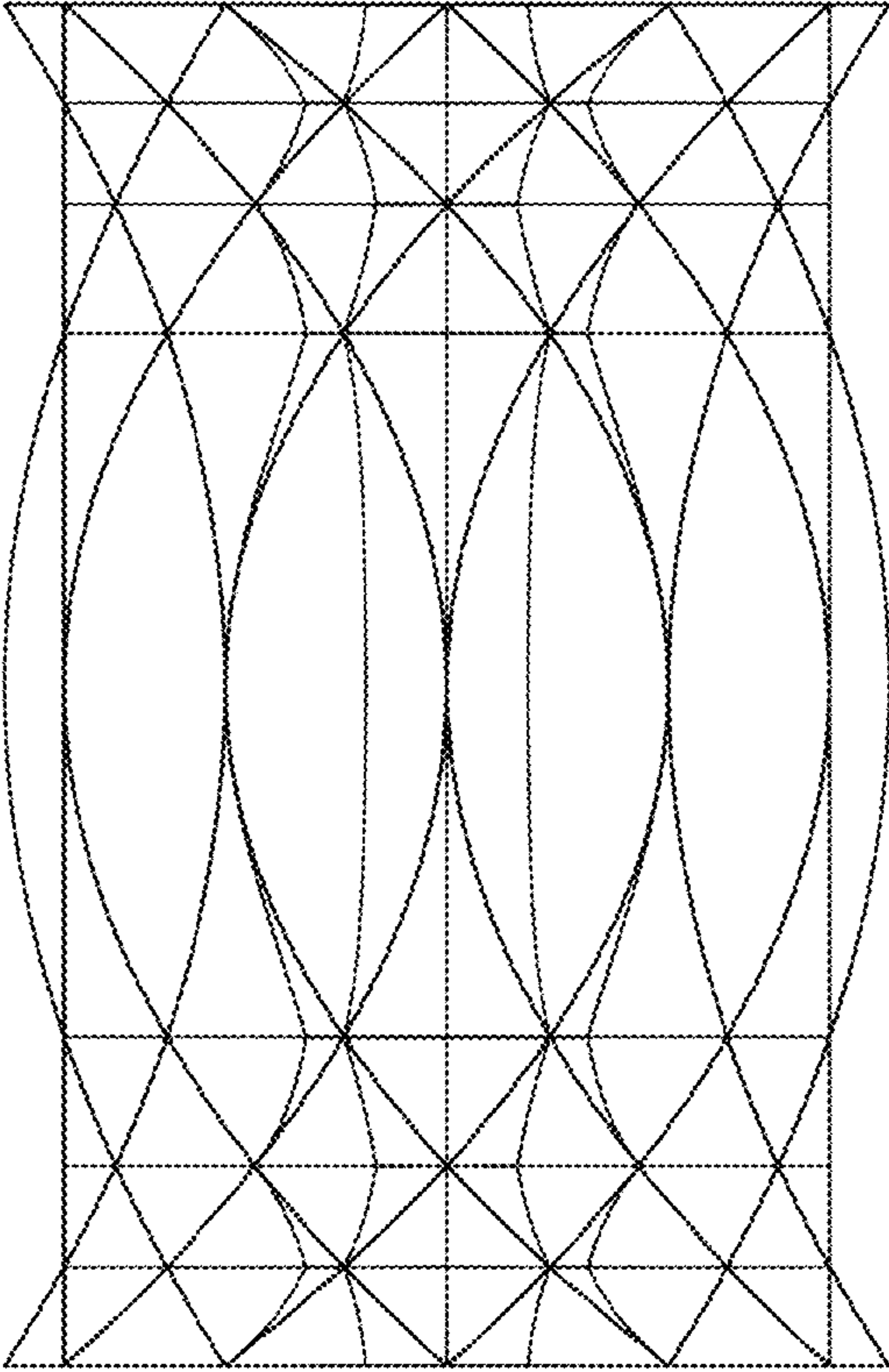


FIG. 7

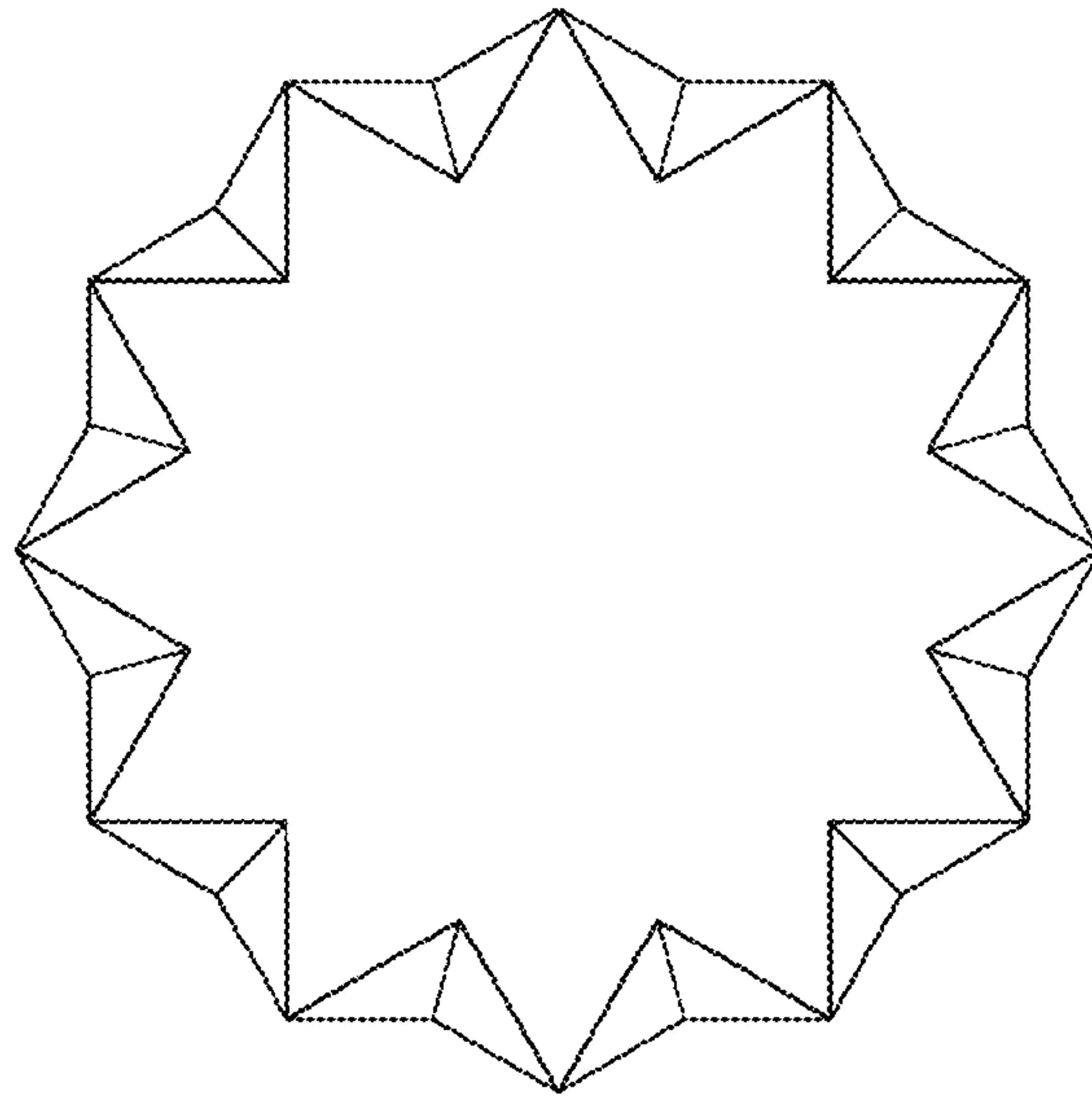


FIG. 8

UNITED STATES PATENT AND TRADEMARK OFFICE
CERTIFICATE OF CORRECTION

PATENT NO. : D860,699 S
APPLICATION NO. : 29/646134
DATED : September 24, 2019
INVENTOR(S) : Brian M. Adams

Page 1 of 1

It is certified that error appears in the above-identified patent and that said Letters Patent is hereby corrected as shown below:

On the Title Page

Description section, Column 2, Line 20, delete “unbroken/unbroken” and insert --unbroken/broken--, therefor.

Signed and Sealed this
Twenty-seventh Day of April, 2021



Drew Hirshfeld
*Performing the Functions and Duties of the
Under Secretary of Commerce for Intellectual Property and
Director of the United States Patent and Trademark Office*