



US00D860690S

(12) **United States Design Patent** (10) **Patent No.:** **US D860,690 S**  
**Berry** (45) **Date of Patent:** **\*\* Sep. 24, 2019**

(54) **STACKABLE STAND**  
(71) Applicant: **Christopher H Berry**, Trabuco Canyon, CA (US)  
(72) Inventor: **Christopher H Berry**, Trabuco Canyon, CA (US)  
(\*\*) Term: **15 Years**  
(21) Appl. No.: **29/655,585**  
(22) Filed: **Jul. 5, 2018**  
(51) **LOC (12) Cl.** ..... **06-06**  
(52) **U.S. Cl.**  
USPC ..... **D6/675**  
(58) **Field of Classification Search**  
USPC ..... D6/315, 329, 672, 673, 675, 675.1, 682, D6/512  
CPC ..... A47B 47/00; A47B 47/0058; A47B 47/06; A47F 5/00; A47F 5/0018; A47F 5/0062; A47F 3/00  
See application file for complete search history.

D439,769 S \* 4/2001 Prince ..... D6/677.1  
D477,160 S \* 7/2003 Grosfillex ..... D6/675.1  
D496,546 S \* 9/2004 Moon ..... D6/675.1  
6,877,826 B2 4/2005 Wood et al.  
6,971,529 B1 12/2005 Shapiro  
D754,458 S \* 4/2016 Mason ..... D6/675.1  
D759,998 S \* 6/2016 Mason ..... D6/675.1  
D761,043 S \* 7/2016 Snider ..... D6/675.2  
D778,641 S \* 2/2017 Anderson ..... D6/675.1  
D814,410 S \* 4/2018 Emslie ..... D13/108  
D835,438 S \* 12/2018 Jones ..... D6/675.2  
D842,015 S \* 3/2019 Stempke ..... D6/684  
D848,770 S \* 5/2019 Davis ..... D6/675.1  
2004/0237853 A1 \* 12/2004 Sholz ..... A47B 57/40  
108/107  
2005/0103734 A1 \* 5/2005 Saltzberg ..... A47B 57/50  
211/187  
2018/0064246 A1 \* 3/2018 Kassanoff ..... A47B 47/0091

\* cited by examiner

*Primary Examiner* — Kelley A Donnelly  
(74) *Attorney, Agent, or Firm* — Morland C. Fischer

(57) **CLAIM**

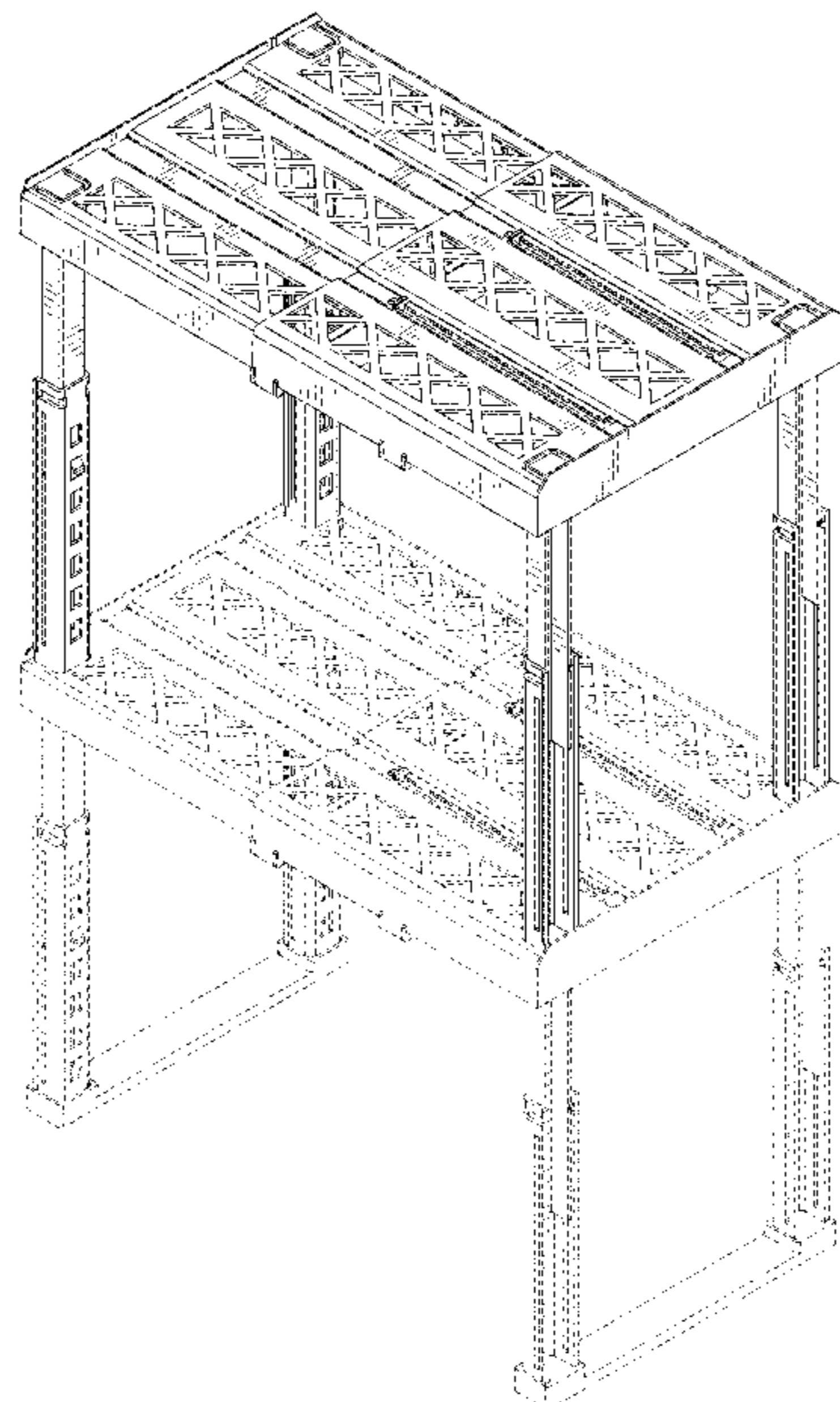
The ornamental design for a stackable stand, as show and described.

**DESCRIPTION**

FIG. 1 is a perspective view showing the top, right and front side of a stackable stand which forms my new design;  
FIG. 2 is a top plan view thereof;  
FIG. 3 is a front elevational view thereof;  
FIG. 4 is a rear elevational view thereof;  
FIG. 5 is a bottom plan view thereof;  
FIG. 6 is a right side elevational view thereof; and,  
FIG. 7 is a left side elevational view thereof.  
The broken lines showing an identical stackable stand are for the purposes of illustrating the environment of the article only and form no part of the claimed design.

**1 Claim, 4 Drawing Sheets**

(56) **References Cited**  
U.S. PATENT DOCUMENTS  
4,706,576 A \* 11/1987 James ..... A47B 57/545  
108/106  
5,137,160 A 8/1992 Santucci  
5,218,914 A \* 6/1993 Dickinson ..... A47B 87/0223  
108/186  
5,463,966 A \* 11/1995 Nilsson ..... A47B 57/50  
108/110  
D383,624 S \* 9/1997 Grosfillex ..... D6/675.1  
D385,132 S \* 10/1997 Sagol ..... D6/675.1  
D386,019 S \* 11/1997 Grosfillex ..... D6/675.1  
5,709,158 A \* 1/1998 Wareheim ..... A47B 87/0246  
108/180  
6,079,339 A \* 6/2000 Houk, Jr. .... A47B 87/0223  
108/157.13



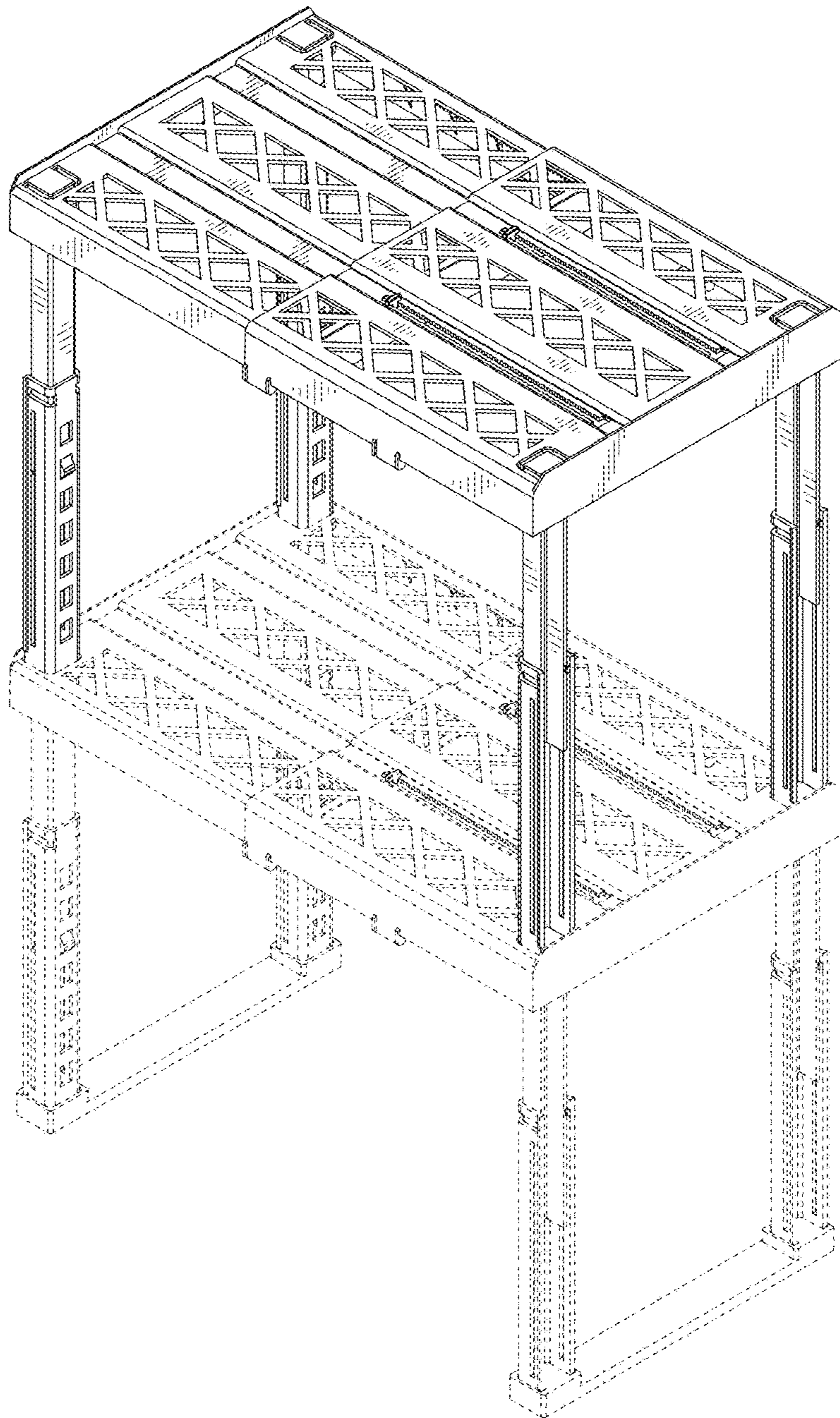


FIG. 1

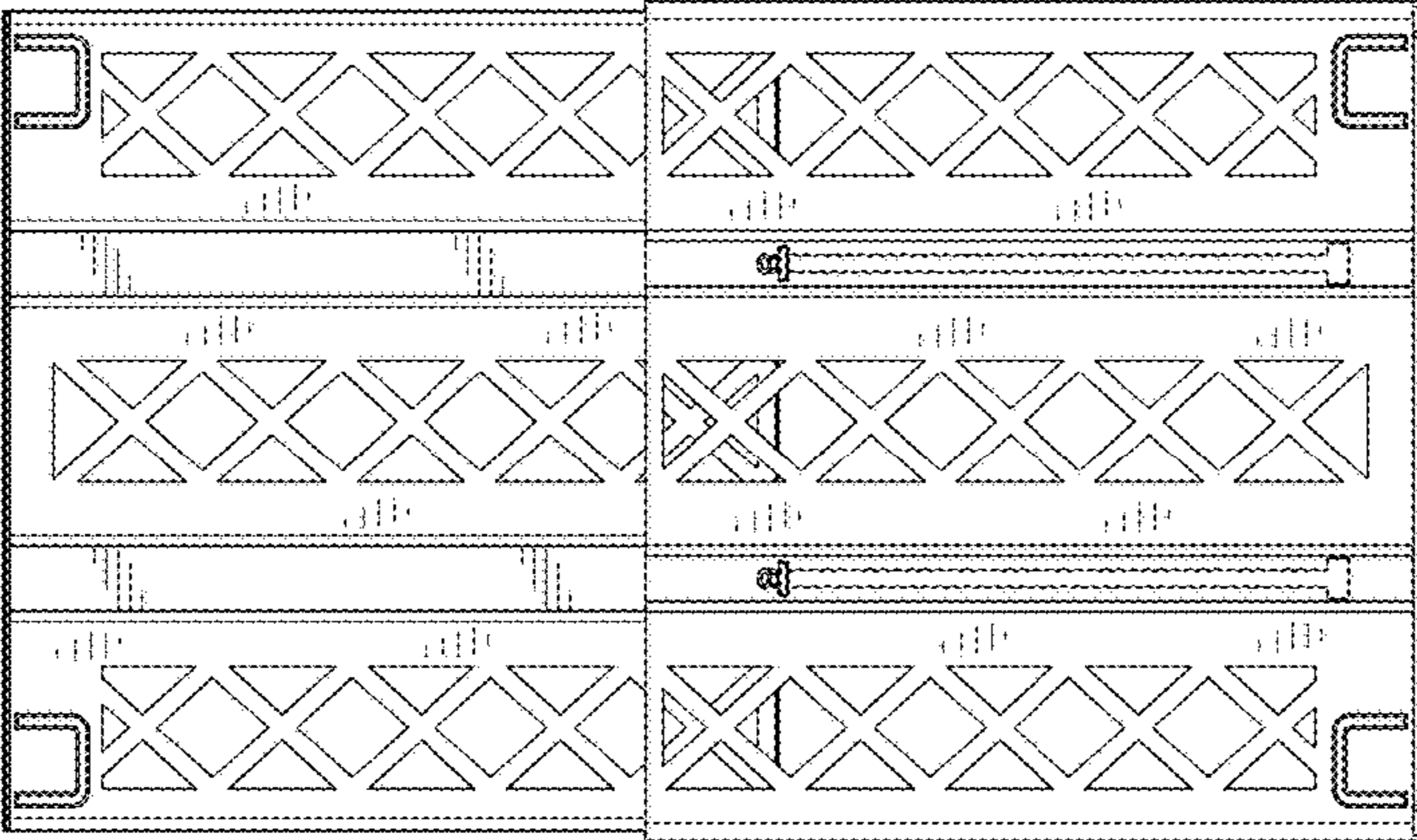


FIG. 2

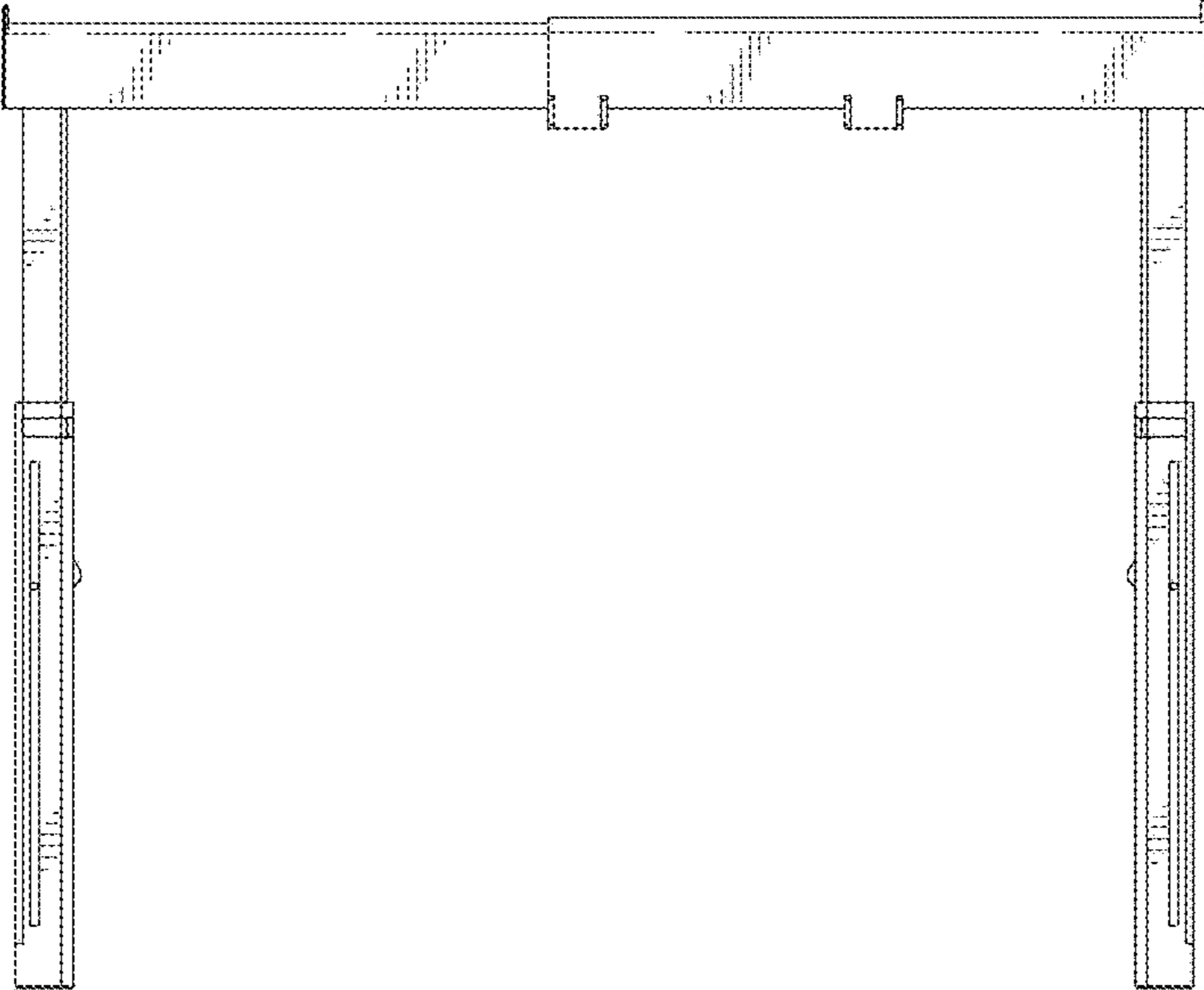


FIG. 3

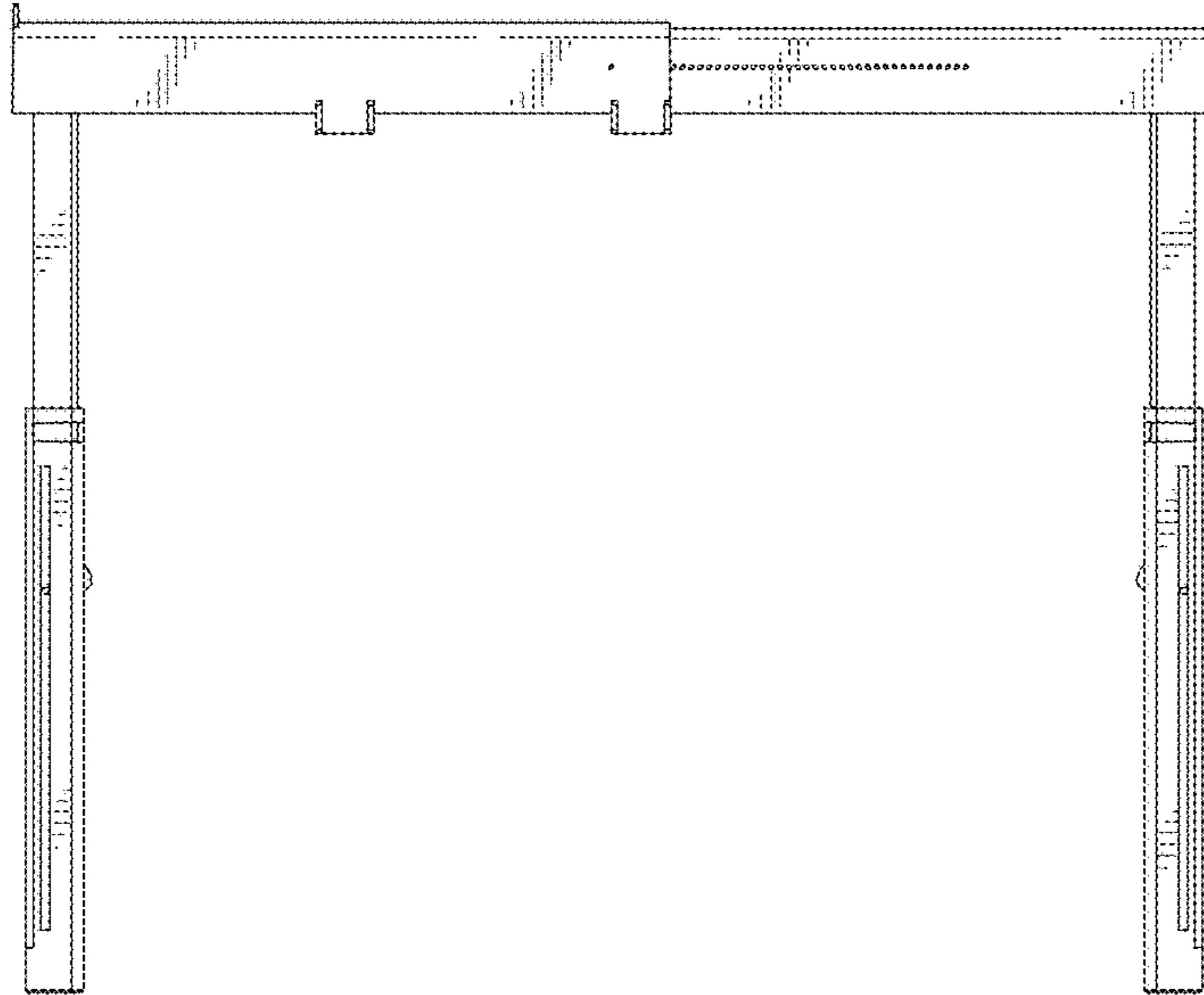


FIG. 4

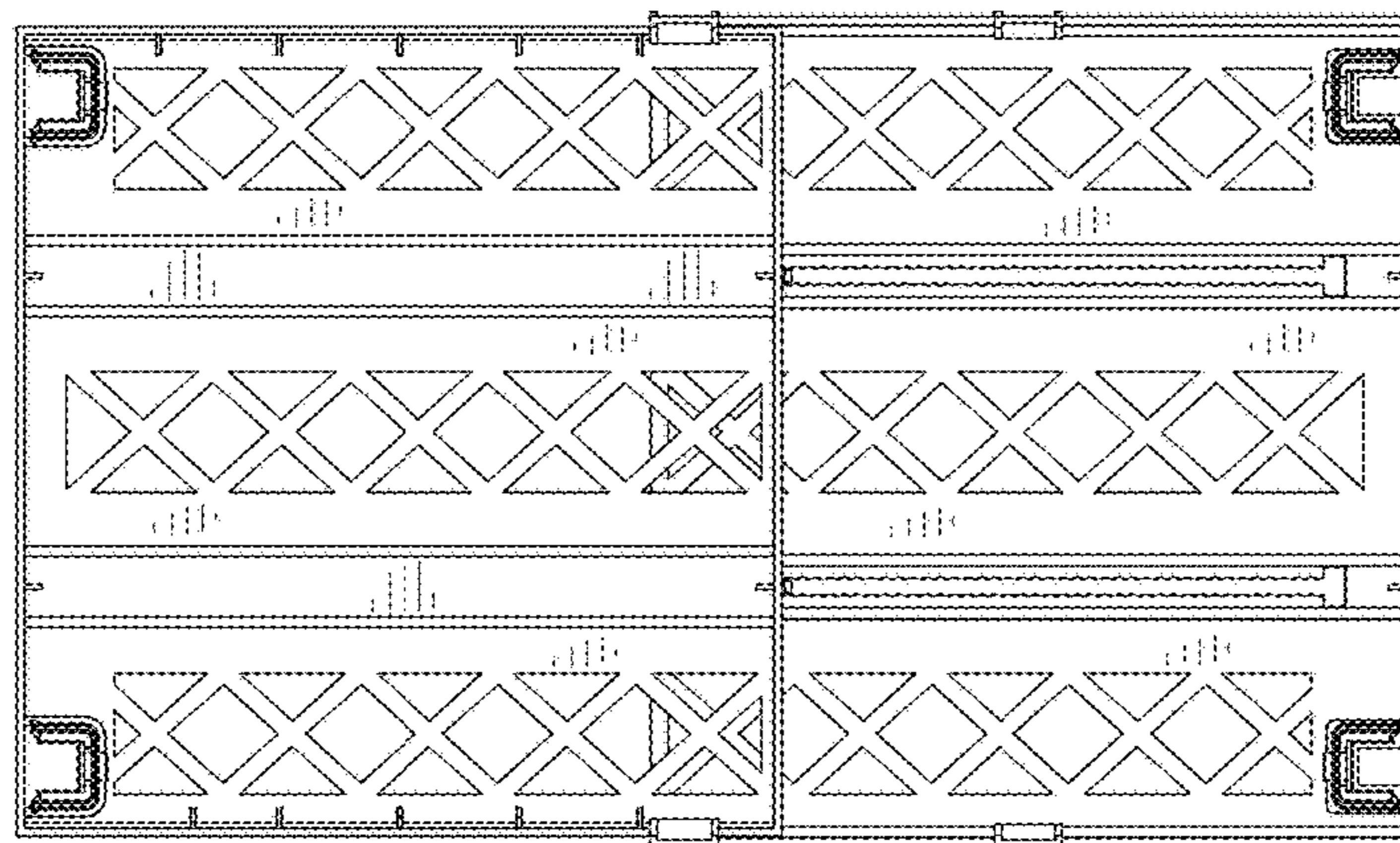


FIG. 5

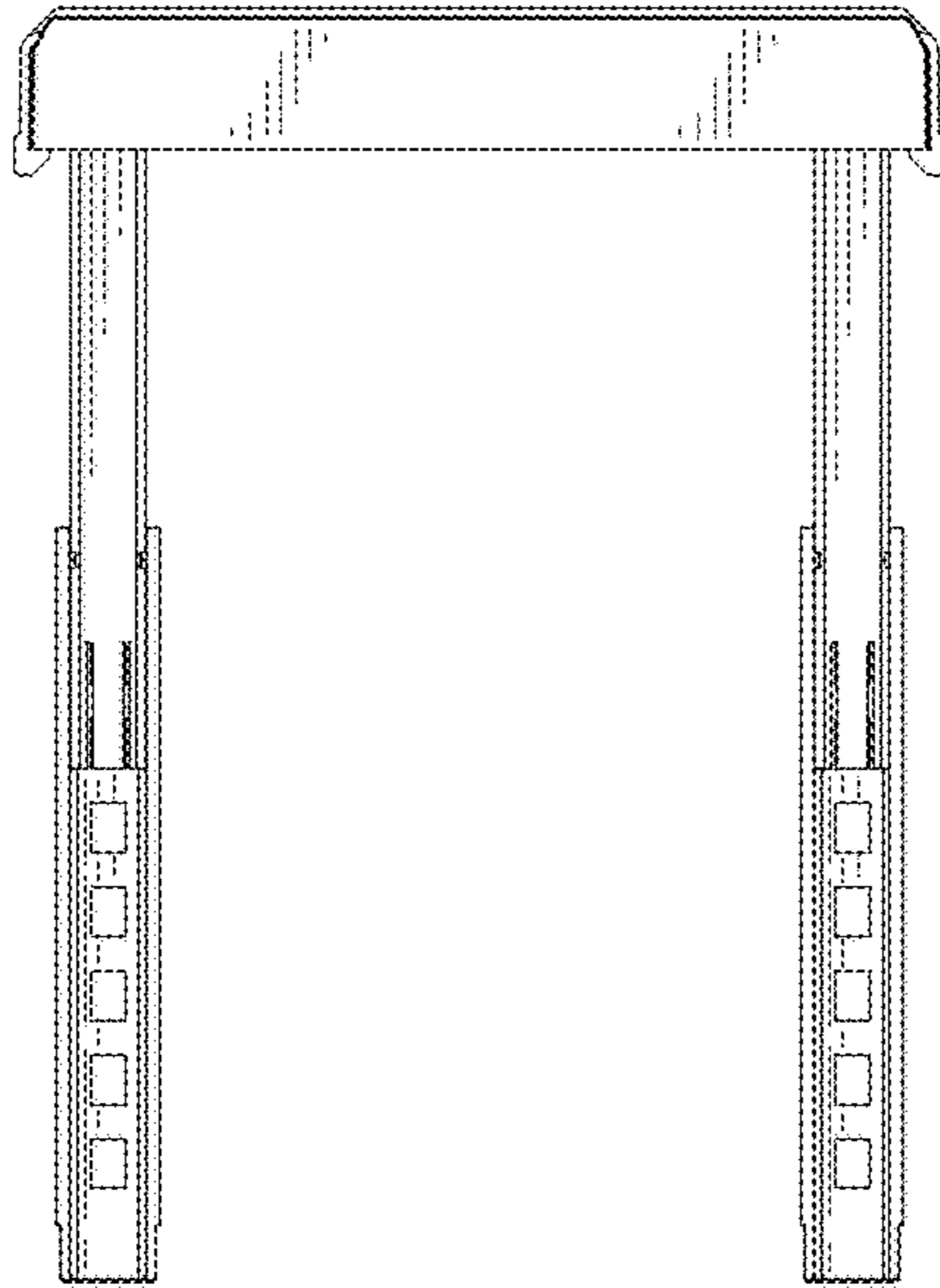


FIG. 6

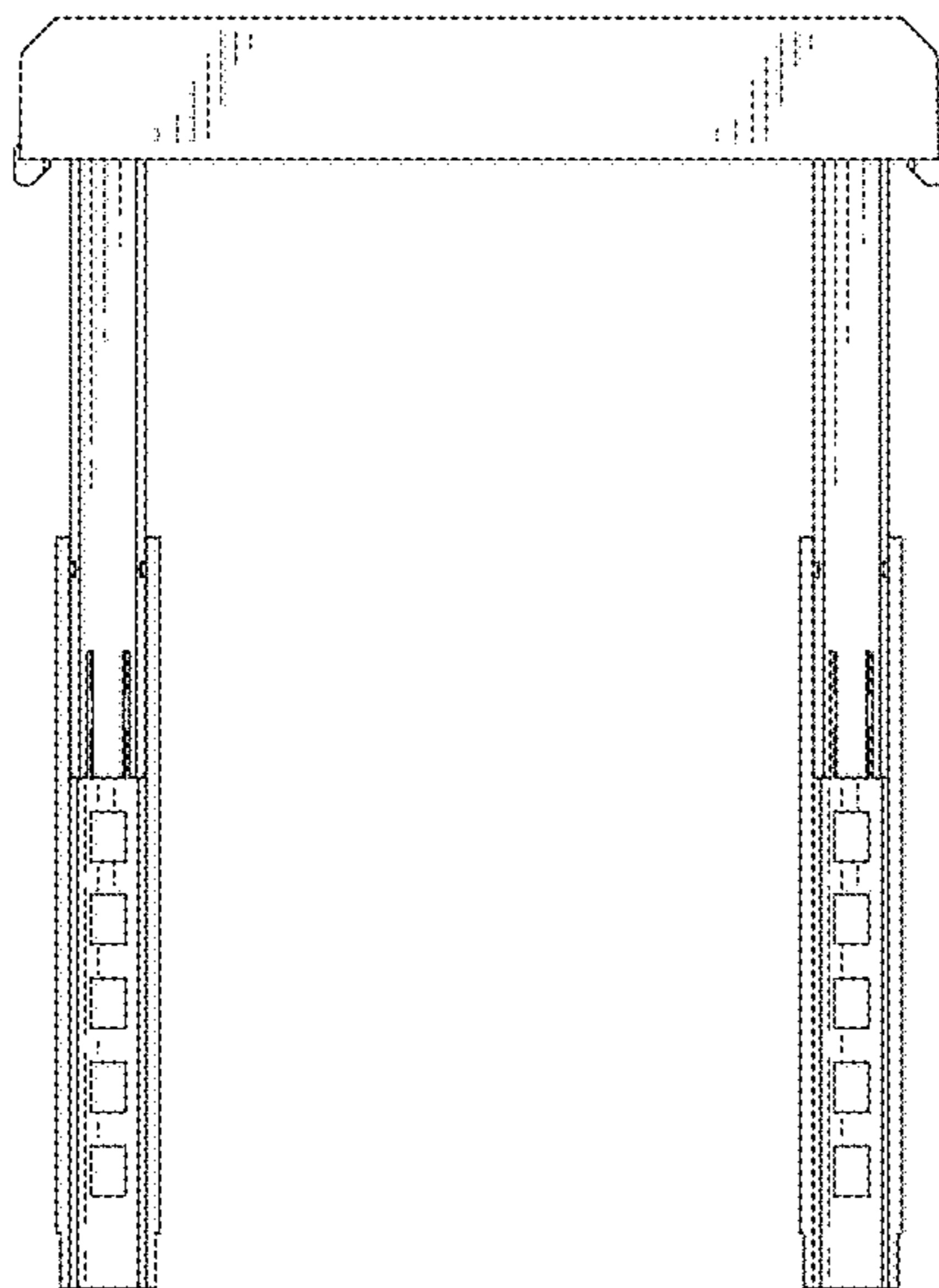


FIG. 7