



US00D860685S

(12) **United States Design Patent** (10) **Patent No.:** **US D860,685 S**
Ribble et al. (45) **Date of Patent:** **** Sep. 24, 2019**

(54) **MATTRESS**

FOREIGN PATENT DOCUMENTS

(71) Applicant: **Hill-Rom Services, Inc.**, Batesville, IN (US)

DE 4137631 A1 5/1992
JP 2011-143237 7/2011

(Continued)

(72) Inventors: **David Ribble**, Indianapolis, IN (US);
Charles A. Howell, Batesville, IN (US); **Neal Wiggermann**, Batesville, IN (US); **Michael Scott Hood**, Batesville, IN (US); **Travis Pelo**, Batesville, IN (US); **Kirsten M. Emmons**, Batesville, IN (US); **Eric D. Agdeppa**, Cincinnati, OH (US)

OTHER PUBLICATIONS

Service Manual—"TotalCare® Bed System" from Hill-Rom, Product No. P1900, MAN112 REV 7, by Hill-Rom Services, Inc. (2007) (1105 pages).

(Continued)

(73) Assignee: **Hill-Rom Services, Inc.**, Batesville, IN (US)

Primary Examiner — Mary Ann Calabrese

(74) *Attorney, Agent, or Firm* — Barnes & Thornburg LLP

(**) Term: **15 Years**

(57) **CLAIM**

(21) Appl. No.: **29/590,840**

We claim the ornamental design for a mattress, as shown and described.

(22) Filed: **Jan. 13, 2017**

DESCRIPTION

Related U.S. Application Data

(63) Continuation of application No. 29/498,872, filed on Aug. 8, 2014, now Pat. No. Des. 779,236, which is a (Continued)

(51) **LOC (12) Cl.** **06-09**

(52) **U.S. Cl.**
USPC **D6/606**

(58) **Field of Classification Search**
USPC D6/595, 596, 601, 604-606
(Continued)

(56) **References Cited**

U.S. PATENT DOCUMENTS

3,775,785 A 12/1973 Mittendorf
D234,665 S * 4/1975 Armbuster A61B 5/6892
D6/596

(Continued)

FIG. 1 is a top, foot end, perspective view of a mattress showing our new design;

FIG. 2 is a top plan view of the mattress of FIG. 1;

FIG. 3 is a bottom plan view of the mattress of FIG. 1 which forms no part of the claimed design;

FIG. 4 is a right side elevation view of the mattress of FIG. 1;

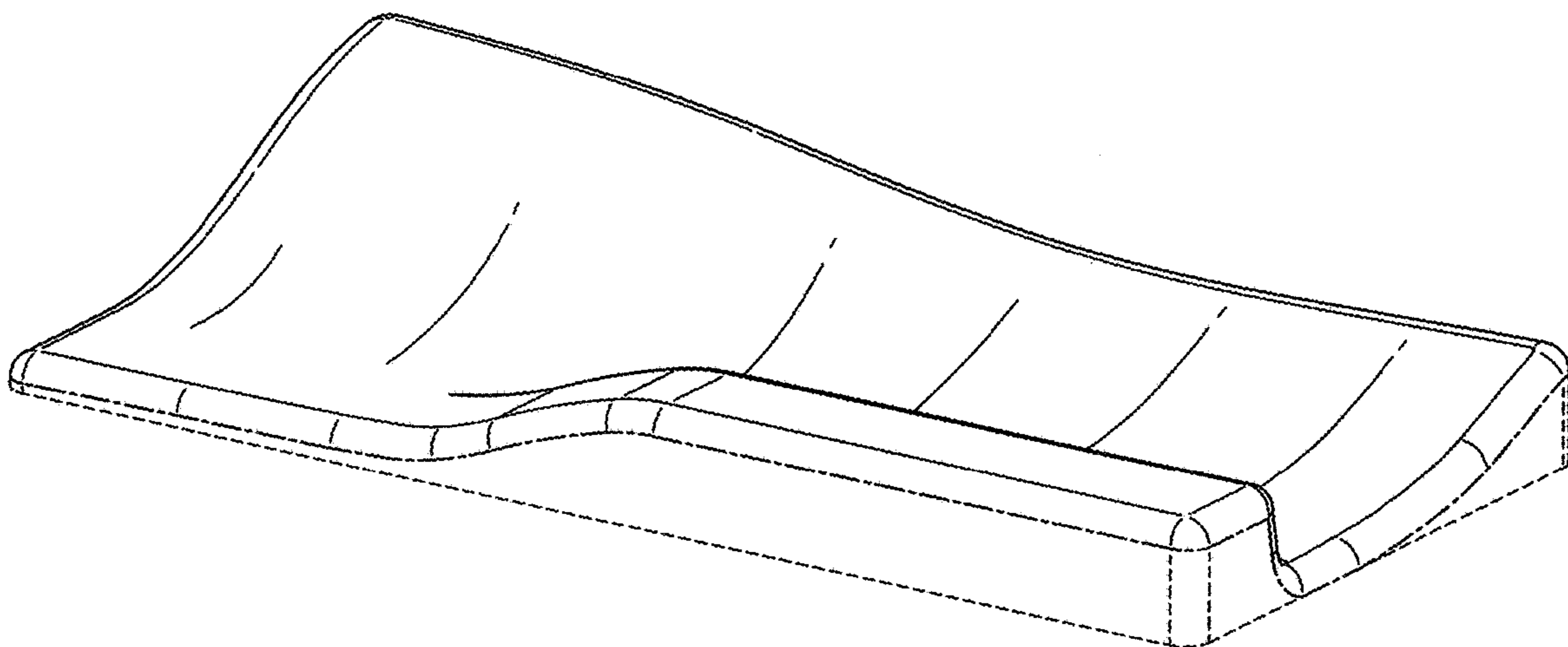
FIG. 5 is a left side elevation view of the mattress of FIG. 1;

FIG. 6 is head end elevation view of the mattress of FIG. 1; and,

FIG. 7 is a foot end elevation view of the mattress of FIG. 1.

The evenly spaced dashed broken lines appearing in FIGS. 1-7 are for illustrating portions of the mattress that form no part of the claimed design. The dot-dash broken lines define the boundaries of the claim and form no part thereof.

1 Claim, 6 Drawing Sheets



Related U.S. Application Data

continuation-in-part of application No. PCT/US2013/042313, filed on May 22, 2013, and a continuation-in-part of application No. PCT/US2014/018033, filed on Feb. 24, 2014.

(58) **Field of Classification Search**

CPC A47C 20/00; A47C 20/026; A47C 20/027; A47C 20/048; A47C 21/08; A47C 27/00; A47C 27/08; A47C 27/081; A47C 27/084; A47C 27/14; A47C 31/123; A47G 9/00; A47G 9/10; A61G 7/015

See application file for complete search history.

(56) **References Cited**

U.S. PATENT DOCUMENTS

4,754,510	A	7/1988	King	
4,807,313	A	2/1989	Ryder et al.	
4,987,625	A	1/1991	Edelson	
D315,468	S	3/1991	Jenney	
5,092,007	A	3/1992	Hasty	
5,097,551	A	3/1992	Smith	
D326,790	S	6/1992	Grigg	
5,117,517	A	6/1992	Su	
5,745,937	A	5/1998	Weismiller et al.	
5,754,998	A	5/1998	Selton	
5,910,080	A	6/1999	Selton	
5,966,762	A	10/1999	Wu	
6,047,419	A	4/2000	Ferguson	
6,081,950	A	7/2000	Selton	
6,163,903	A	12/2000	Weismiller et al.	
6,256,822	B1 *	7/2001	Weston	A47C 21/08 5/731
D446,676	S	8/2001	Mayes	
D449,482	S *	10/2001	Berke	D6/601
6,485,441	B2	11/2002	Woodward	
6,536,056	B1	3/2003	Vrzalik et al.	
6,671,907	B1	1/2004	Zuberi	
6,751,817	B1	6/2004	Leach	
7,007,327	B2	3/2006	Ogawa et al.	
7,017,213	B2	3/2006	Chisari	
7,089,615	B1	8/2006	Parimuha	
D527,937	S	9/2006	Aiken et al.	
7,134,158	B2	11/2006	Tokarz	
7,418,751	B1	9/2008	Bartlett et al.	
7,513,003	B2	4/2009	Mossbeck	
7,975,335	B2	7/2011	O'Keefe et al.	
8,220,091	B2	7/2012	Schultz	
8,356,602	B2	1/2013	Crocetti	
8,661,586	B2	3/2014	Melcher et al.	
8,695,134	B2	4/2014	Schultz	
8,720,447	B2	5/2014	North	
8,756,736	B1	6/2014	Minson	
8,832,887	B2	9/2014	Mossbeck	
8,870,764	B2	10/2014	Rubin	
8,973,183	B1	3/2015	Palashewski	
D736,452	S	8/2015	Fenton	

D736,542	S	8/2015	Fenton	
D779,236	S	2/2017	Ribble et al.	
2006/0179580	A1	8/2006	Robertson et al.	
2007/0163051	A1	7/2007	Straub	
2008/0109965	A1	5/2008	Mossbeck	
2008/0148487	A1	6/2008	Lord et al.	
2009/0222991	A1	9/2009	Davis, III	
2009/0250070	A1	10/2009	Pfeifer	
2010/0122418	A1	5/2010	Adler	
2011/0056503	A1	3/2011	Abraham	
2012/0222214	A1	9/2012	Lachenbruch et al.	
2013/0245395	A1	9/2013	Bidarian Moniri	
2014/0088373	A1	3/2014	Phillips et al.	
2014/0168257	A1	6/2014	Liu	
2014/0173829	A1	6/2014	Melcher et al.	
2014/0180036	A1	6/2014	Bukkapatnam et al.	
2014/0245539	A1	9/2014	Ooba	
2014/0259417	A1	9/2014	Nunn et al.	
2014/0259418	A1	9/2014	Nunn et al.	
2014/0259419	A1	9/2014	Stusynski et al.	
2014/0259433	A1	9/2014	Nunn et al.	
2014/0259434	A1	9/2014	Nunn et al.	
2014/0266733	A1	9/2014	Hayes et al.	
2014/0277611	A1	9/2014	Nunn et al.	
2014/0277822	A1	9/2014	Nunn et al.	
2014/0283302	A1	9/2014	Horstmann	
2014/0345060	A1	11/2014	Ribble	
2015/0208812	A1	7/2015	Fenton	
2016/0015182	A1	1/2016	Campagna	
2016/0120716	A1 *	5/2016	Ribble	A61B 5/6892 5/616
2017/0245656	A1 *	8/2017	Ribble	A61G 7/001

FOREIGN PATENT DOCUMENTS

WO	WO 2010/048310	A1	4/2010
WO	WO 2013/031504	A1	7/2013
WO	WO 2014/069713	A1	5/2014
WO	WO 2014/151707	A1	9/2014
WO	WO 2014/152891	A1	9/2014

OTHER PUBLICATIONS

User Manual—"TotalCare® Bed System" from Hill-Rom, Product No. P1900, USR042 REV11, by Hill-Rom Services, Inc. (2009) (112 pages).
 Lee, Jung Bok, et al, "Determining optimal sleep position in patients with positional sleep-disordered breathing using response surface analysis," J. Sleep Res. (2009) 18, 26-35 (10 pages).
 SleepEducation—Blog, "Positional therapy harness helps reduce sleep apnea for some," www.sleepeducation.com, posted Friday, Jun. 18, 2010 (7 pages).
 SPANAmerica: PressureGuard® Turn Select®, www.archive.org/web/20090201172625/http://spanamerica.com/turn_select.php; Aug. 18, 2014 (2 pages).
 PCT Search Report and Written Opinion for PCT/US2014/18033, completed Aug. 18, 2014.

* cited by examiner

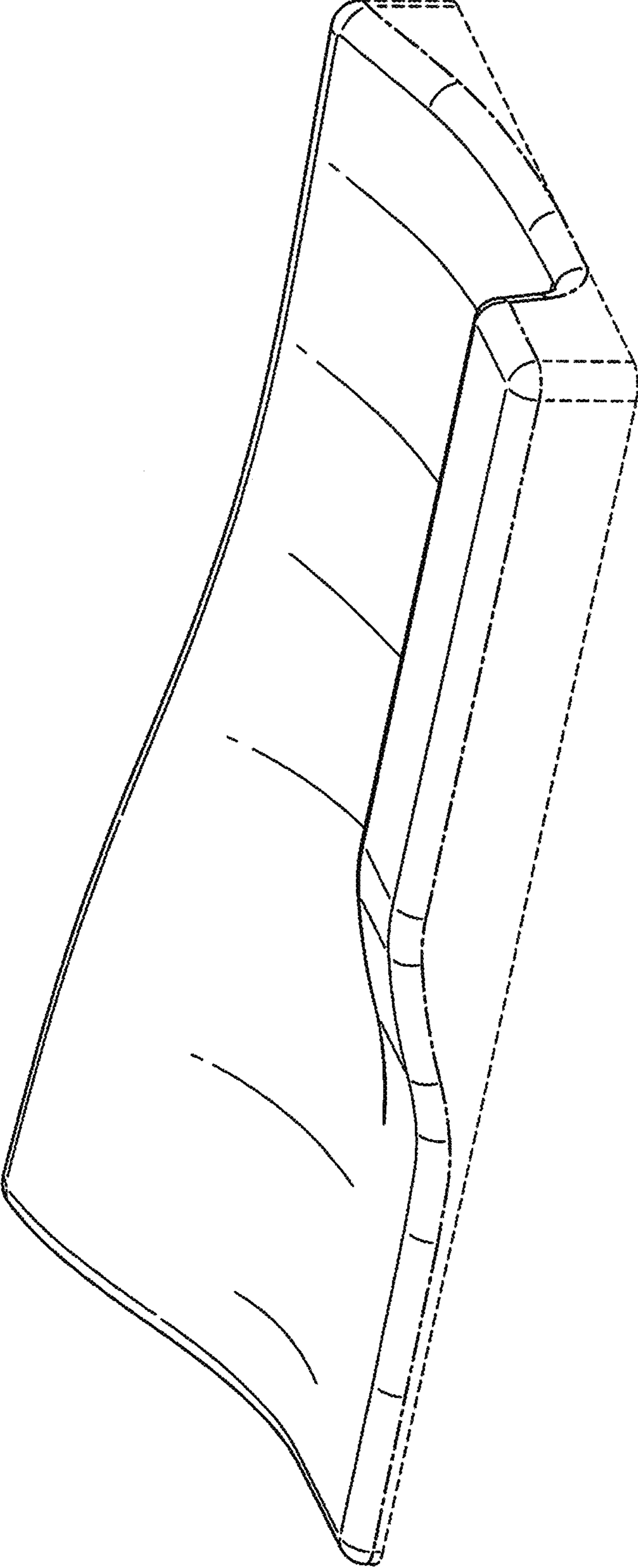


FIG. 1

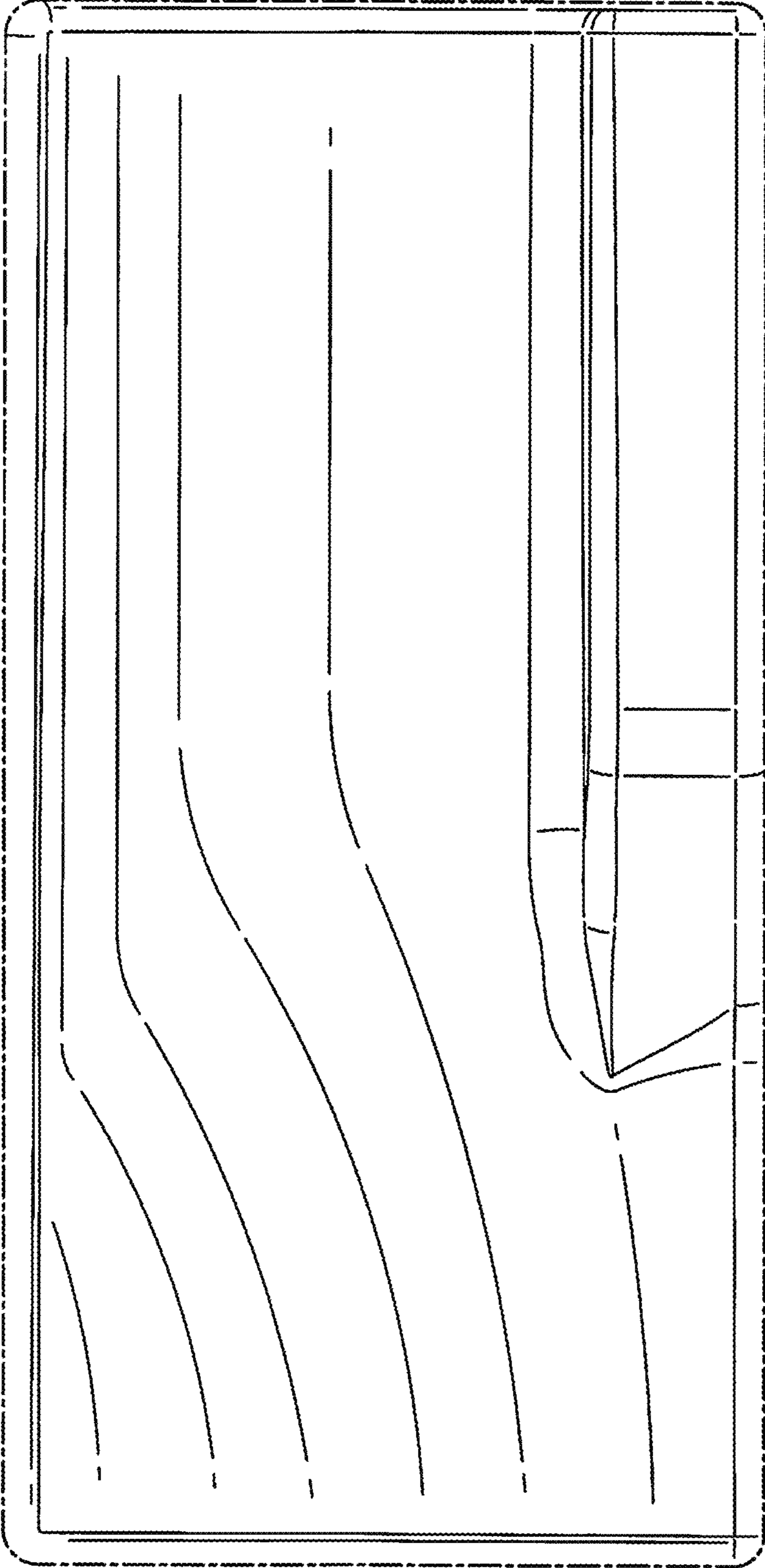


FIG. 2




FIG. 3

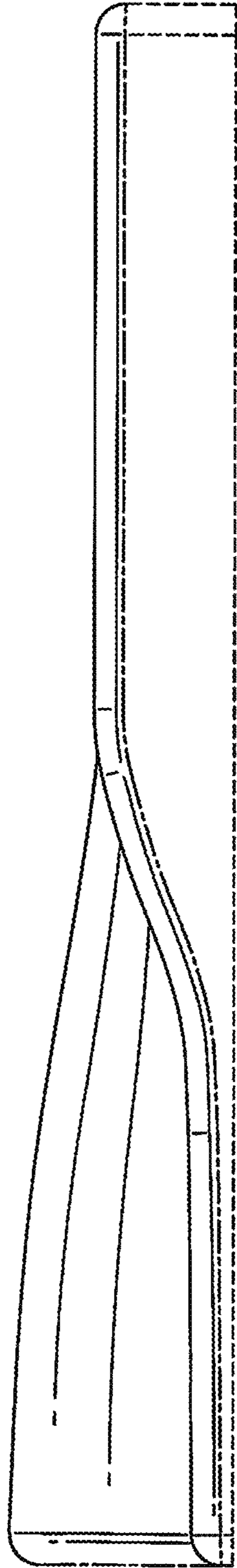


FIG. 4

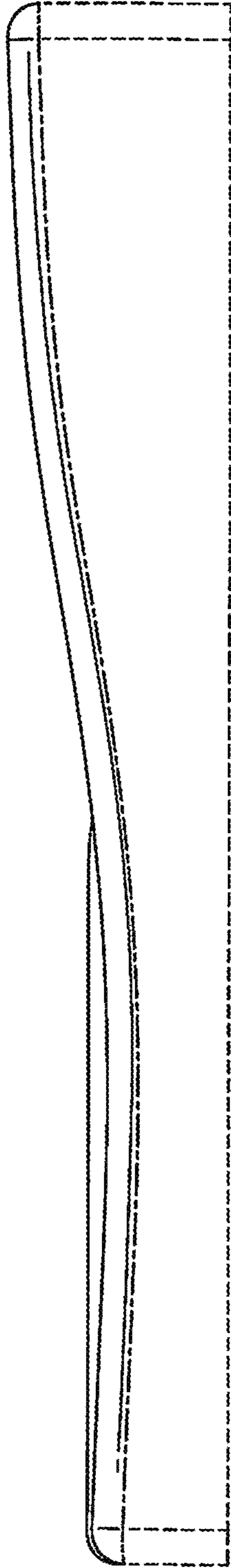


FIG. 5

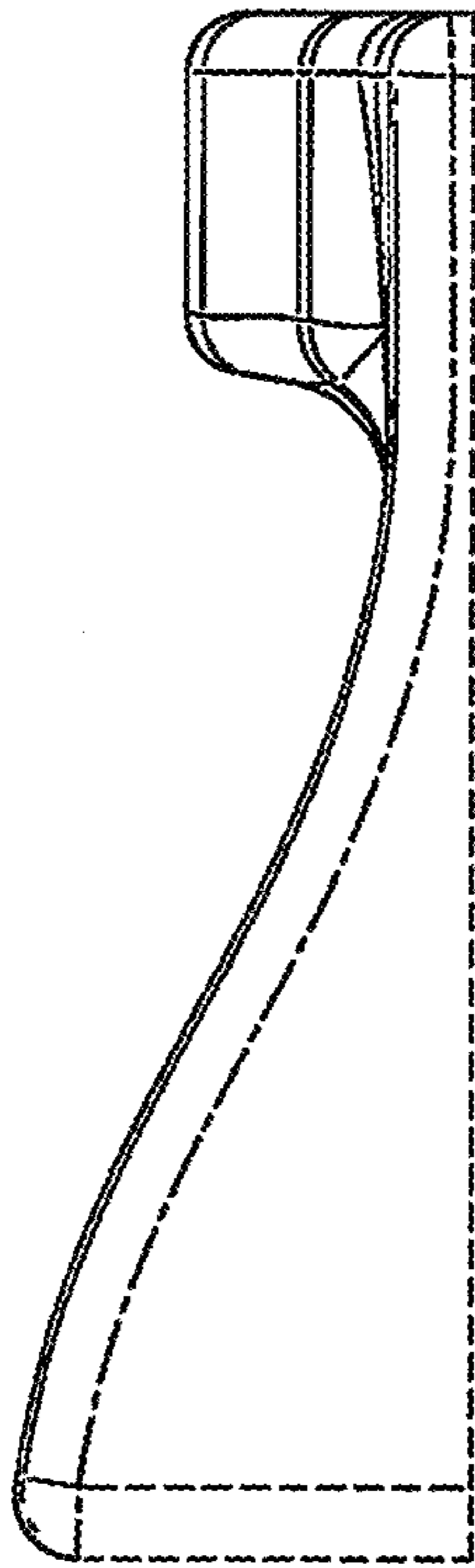


FIG. 6




FIG. 7