



US00D860681S

(12) **United States Design Patent** (10) **Patent No.:** **US D860,681 S**
Montalvo (45) **Date of Patent:** **** Sep. 24, 2019**

(54) **TOLL HOLDER SHIELD**

(56) **References Cited**

(71) Applicant: **Juan J. Montalvo**, West Orange, NJ
(US)

U.S. PATENT DOCUMENTS

(72) Inventor: **Juan J. Montalvo**, West Orange, NJ
(US)

D477,909	S	*	8/2003	Harris	D3/247
D482,981	S	*	12/2003	Alonso	D10/121
D525,024	S	*	7/2006	Fridie	D3/201
D540,393	S	*	4/2007	Longo	D20/43
D563,331	S	*	3/2008	Rosen	D13/177
D731,811	S	*	6/2015	Jondal	D6/553
D784,729	S	*	4/2017	Lee	D6/563
2004/0245303	A1	*	12/2004	Santayana	B60R 7/087 224/585

(**) Term: **15 Years**

(21) Appl. No.: **29/588,597**

* cited by examiner

(22) Filed: **Dec. 21, 2016**

(51) **LOC (12) Cl.** **06-04**

Primary Examiner — Wan Laymon

(52) **U.S. Cl.**
USPC **D6/563**

Assistant Examiner — Mark Booker

(58) **Field of Classification Search**
USPC D6/553, 563, 521; D3/201, 215, 218,
D3/247, 248, 249, 250, 251, 252, 263;
D10/104.1; D13/177, 184; D19/1, 90;
D20/43; 40/1.5, 1.6, 586, 587, 564.01,
40/654.01, 663; 116/200, 321; 150/129,
150/131, 132, 133, 135, 138, 140, 145,
150/147, 901; 190/124, 125, 126, 127,
190/903; 206/37, 38, 39, 39.5, 39.6,
206/39.7, 805; 229/67.1, 67.2, 72;
224/182, 219, 220, 221, 227, 236, 585,
224/623, 660, 482; 248/205.3;
340/568.1, 568.7; 383/907
CPC G07B 15/00; G07B 15/063; G08B 13/14;
B60R 1/04; B60R 2001/1292; G01S
2013/936

(74) *Attorney, Agent, or Firm* — Patent Law Offices of
Rick Martin, P.C.

(57) **CLAIM**

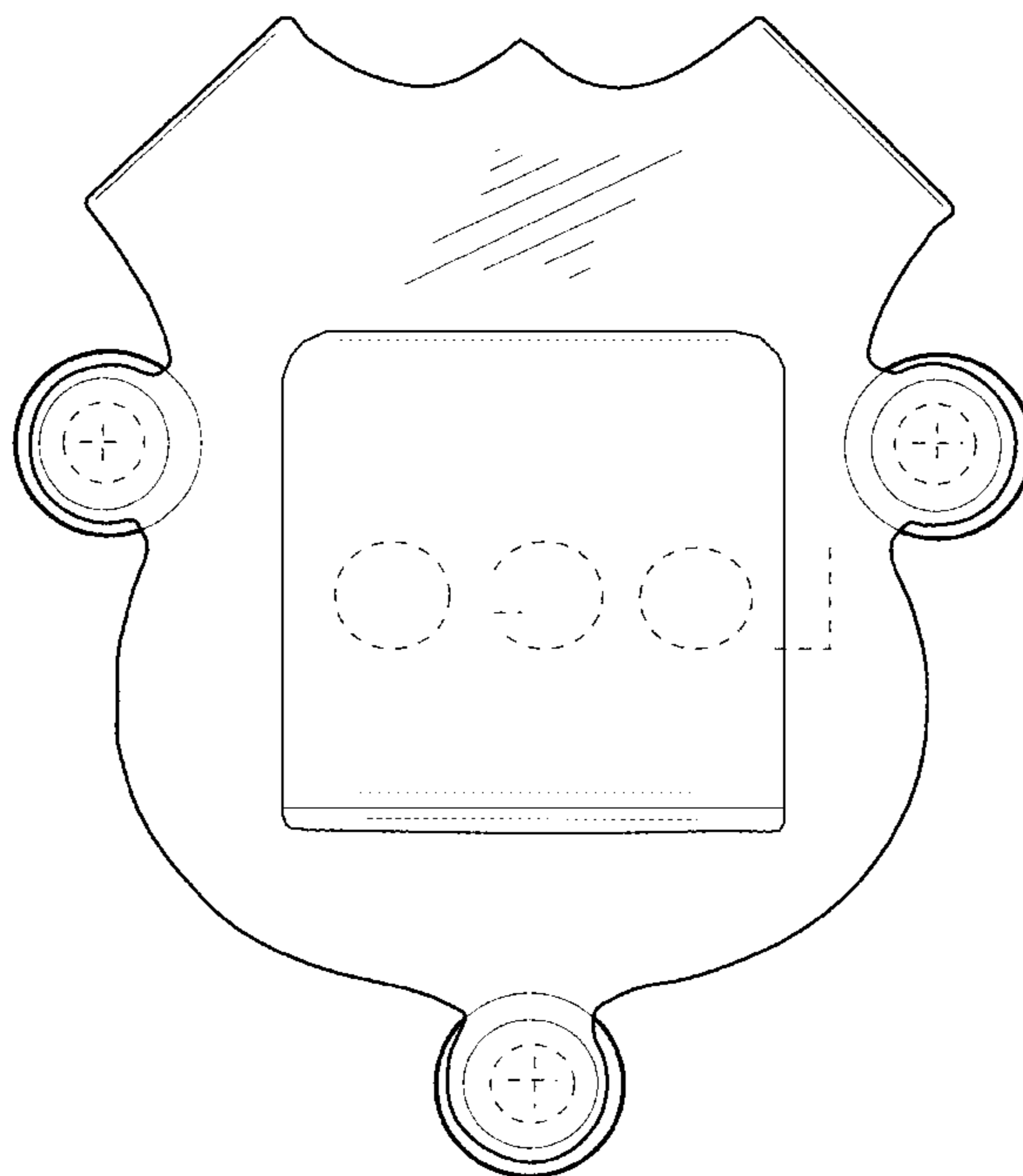
The ornamental design for a toll holder shield, as shown and described.

DESCRIPTION

FIG. 1 is a rear elevation view of my toll holder shield;
FIG. 2 is a left side elevation view of my invention, wherein
a right elevation view is a mirror image thereof;
FIG. 3 is a top plan view of my invention;
FIG. 4 is a bottom plan view of my invention;
FIG. 5 is a rear perspective view of my invention; and,
FIG. 6 is a front elevation view of my invention.
The broken lines indicating logo and markings are for
purposes of illustrating possible graphics and fasteners for
my new design and form no part of the claimed design.

See application file for complete search history.

1 Claim, 6 Drawing Sheets



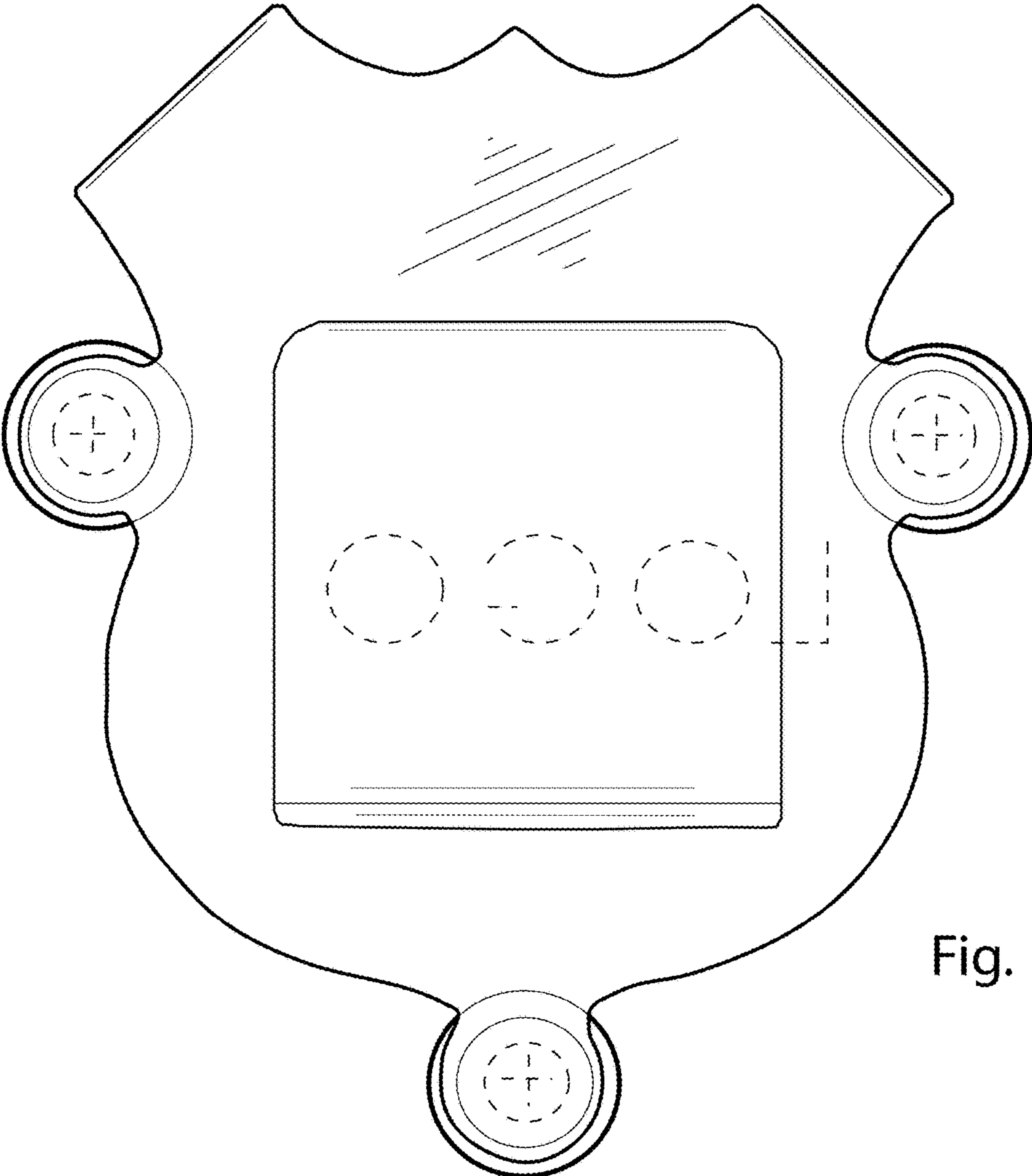


Fig. 1

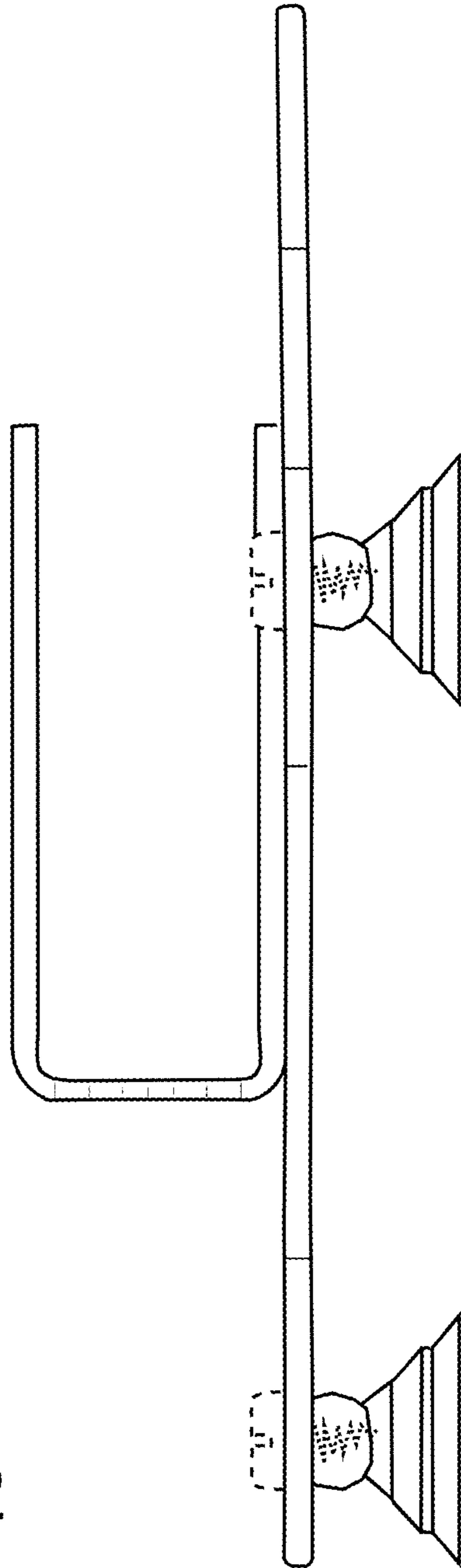


Fig. 2

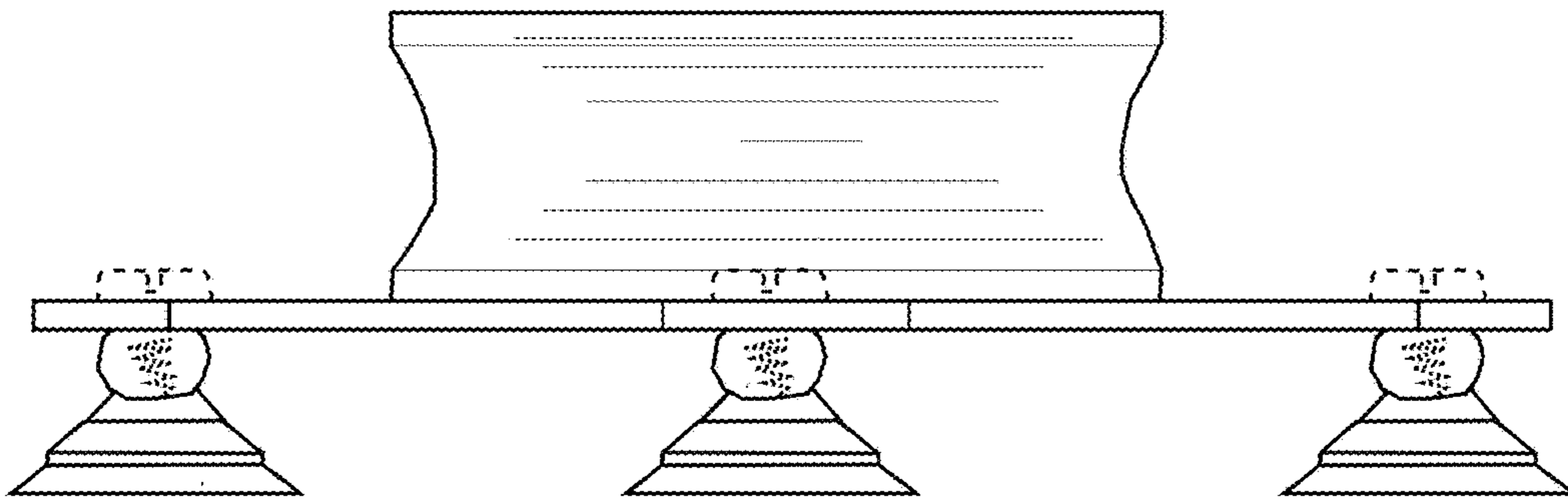


Fig. 3

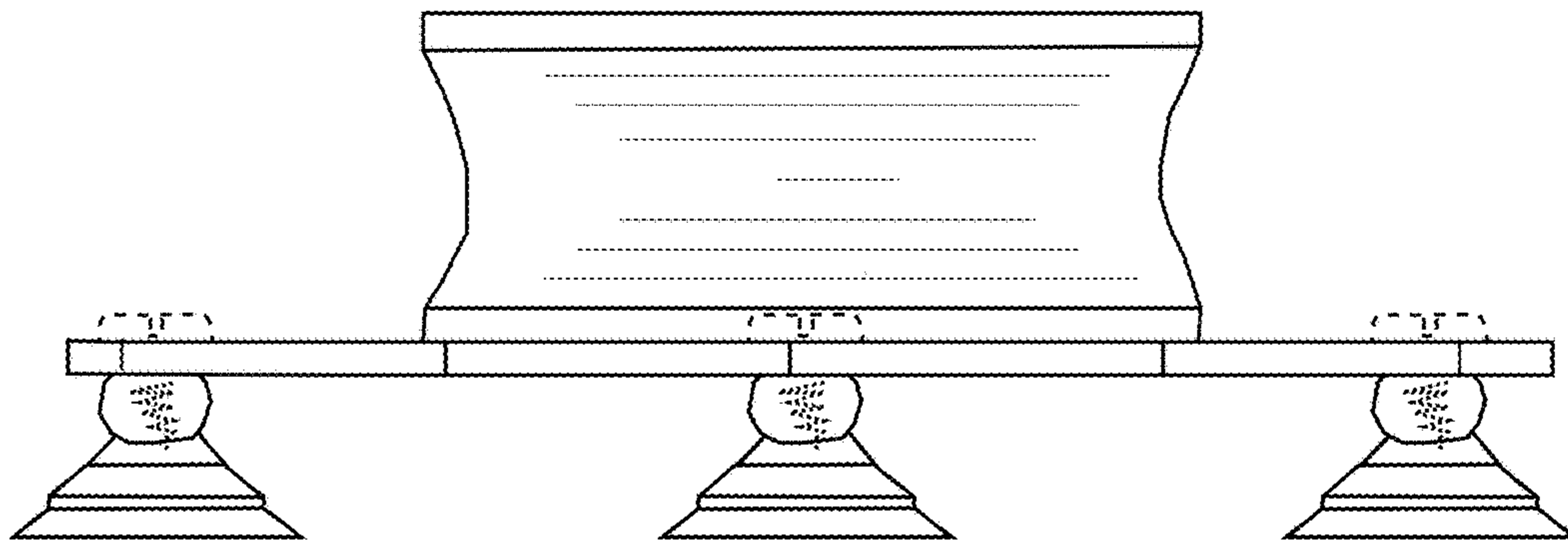


Fig. 4

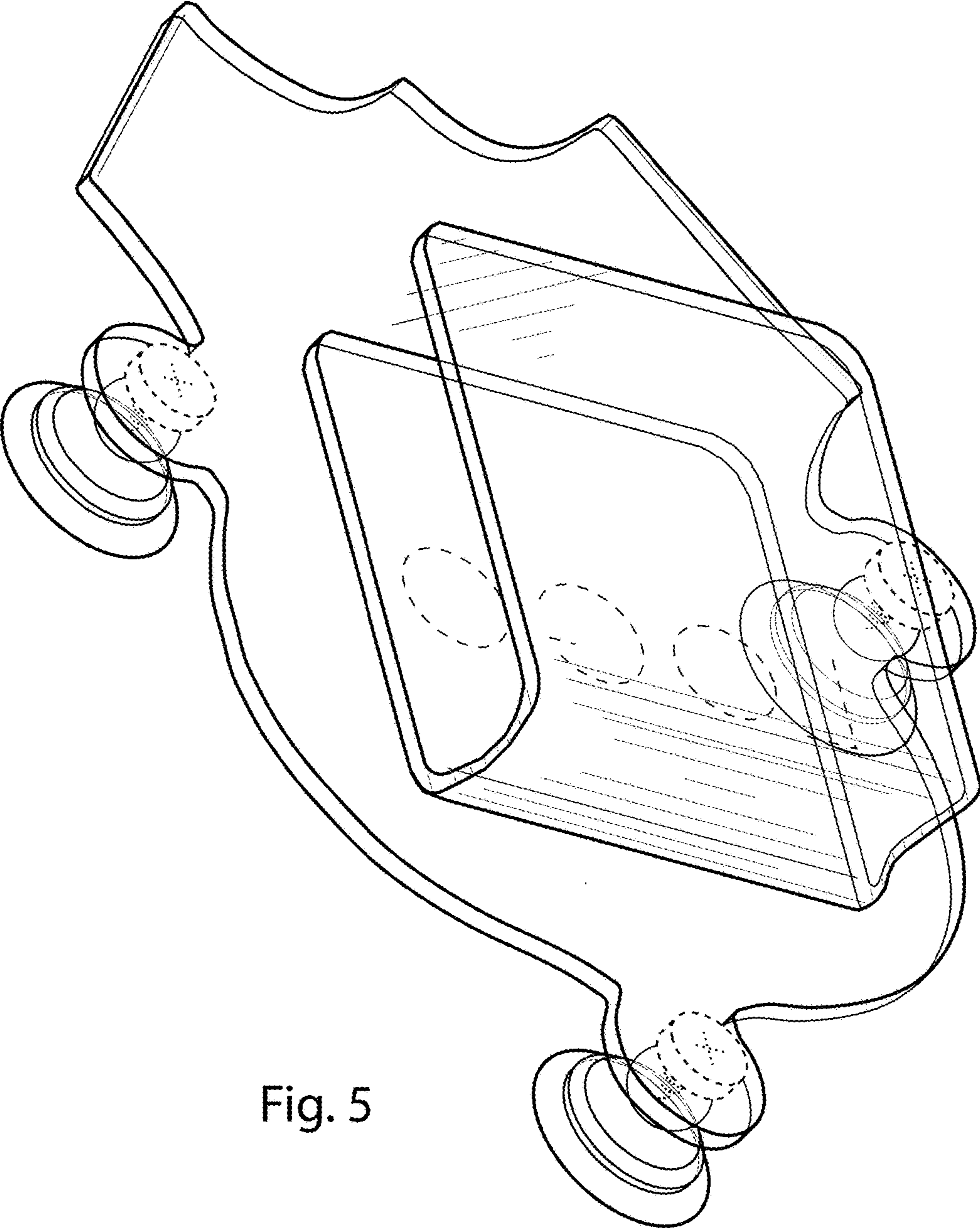


Fig. 5

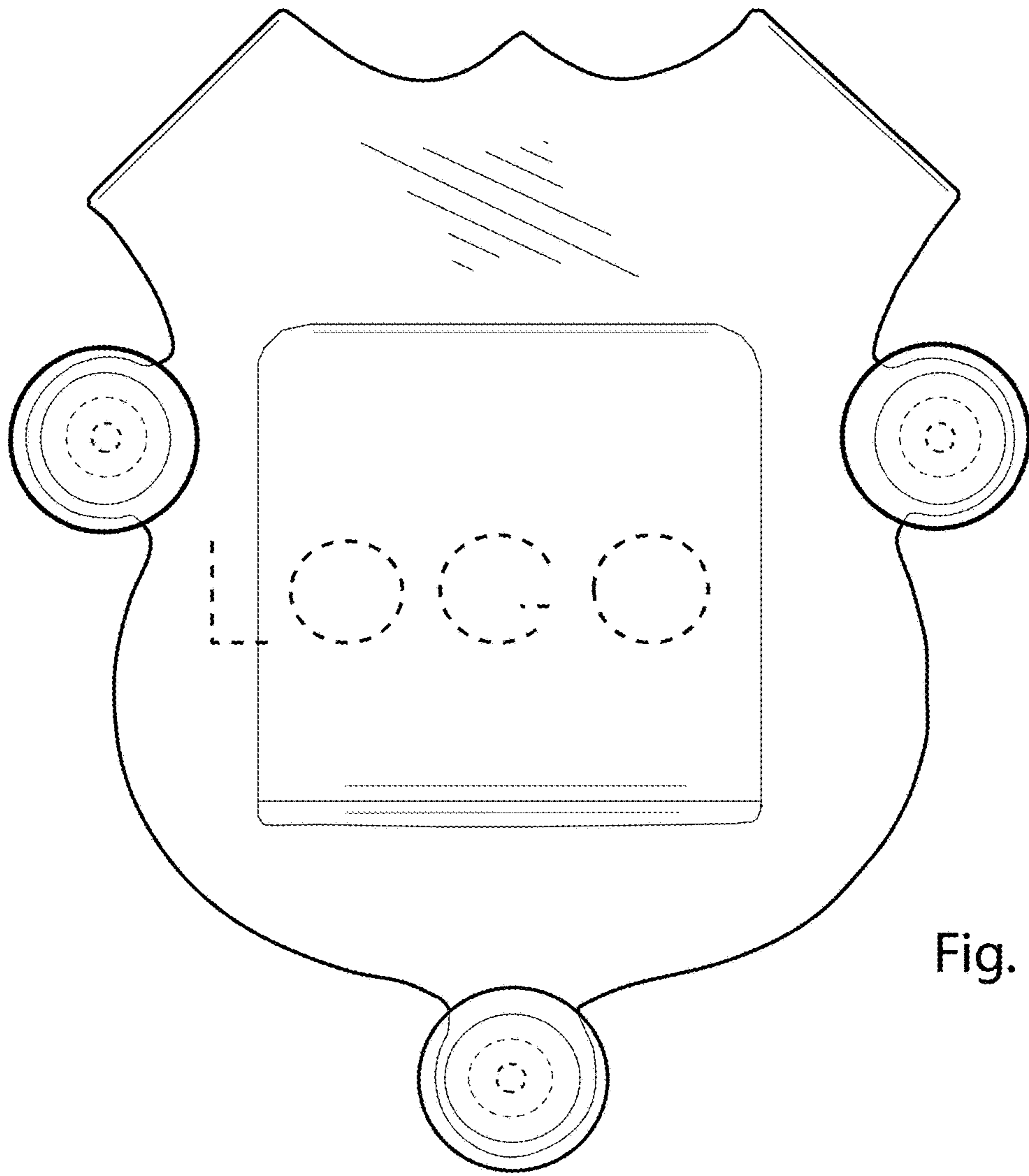


Fig. 6