



US00D860680S

(12) **United States Design Patent**
Deng

(10) **Patent No.:** **US D860,680 S**

(45) **Date of Patent:** **** Sep. 24, 2019**

(54) **ADSORBED VASE**

Primary Examiner — Wan Laymon

(71) Applicant: **Foshan Justime Electronics Co., Ltd.**,
Foshan (CN)

Assistant Examiner — Mark Booker

(72) Inventor: **Weihua Deng**, Foshan (CN)

(74) *Attorney, Agent, or Firm* — CBM Patent Consulting,
LLC

(73) Assignee: **Foshan Justime Electronics Co., Ltd.**,
Foshan (CN)

(**) Term: **15 Years**

(21) Appl. No.: **29/618,324**

(22) Filed: **Sep. 20, 2017**

(51) **LOC (12) Cl.** **11-02**

(52) **U.S. Cl.**
USPC **D6/556**

(58) **Field of Classification Search**
USPC D6/553, 403–405, 556, 558;
D11/143–156, 16; D25/100; D26/9–11,
D26/16, 19; D34/1, 2, 4–6; D99/5, 19;
47/39, 65.5, 72; 211/13.1, 71.01, 86.01,
211/88.03, 106, 181.1
CPC A47G 7/044; A47G 7/045; A47G 7/047;
A47G 7/07; A01G 9/12; A01G 9/1066
See application file for complete search history.

(56) **References Cited**

U.S. PATENT DOCUMENTS

D315,532 S * 3/1991 Belokin, Jr. D11/146
D604,081 S * 11/2009 Nunes A01G 9/025
D682,591 S * 5/2013 Biondan D6/556

* cited by examiner

(57) **CLAIM**

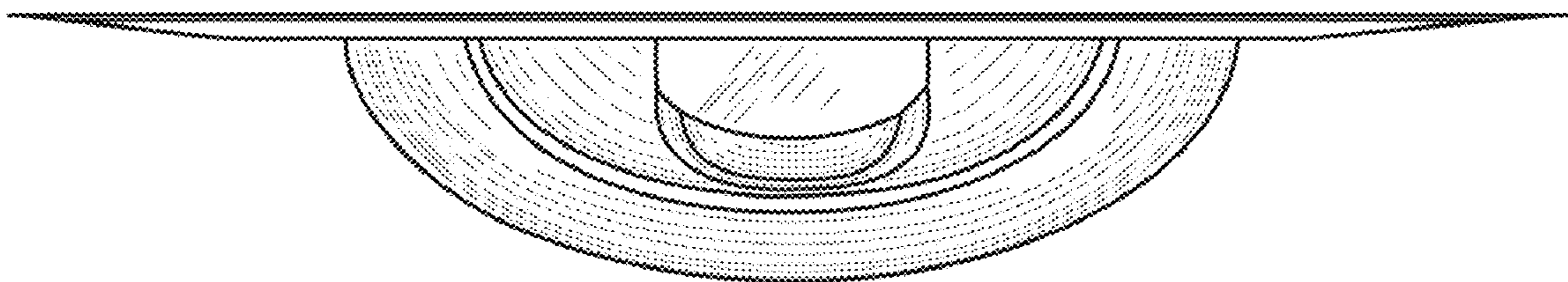
The ornamental design for an adsorbed vase, as shown and described.

DESCRIPTION

FIG. 1 is a top view of an adsorbed vase showing my new design;
FIG. 2 is a bottom view thereof;
FIG. 3 is a front view thereof;
FIG. 4 is a rear view thereof;
FIG. 5 is a left side elevational view thereof;
FIG. 6 is a right side elevational view thereof; and,
FIG. 7 is a top perspective view 1 thereof.

The broken lines shown in the figures represent portions of the adsorbed vase that form no part of the claimed design.

1 Claim, 6 Drawing Sheets



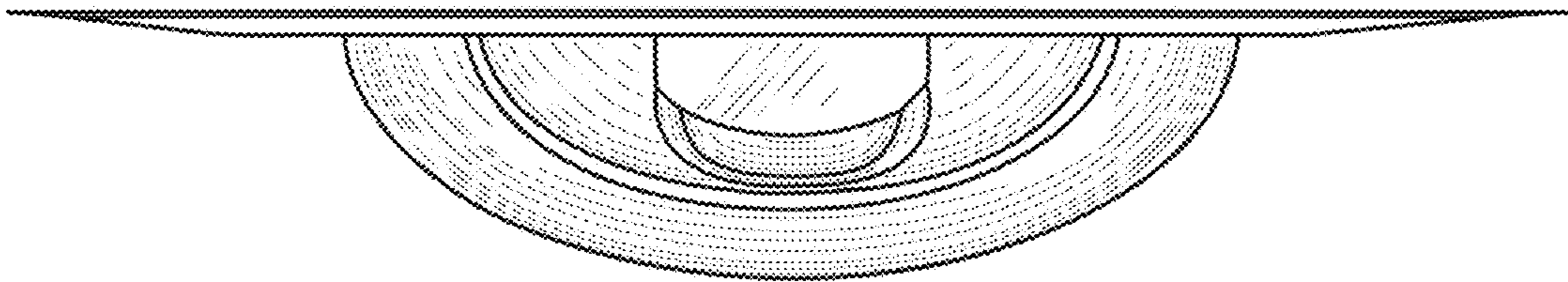


FIG. 1

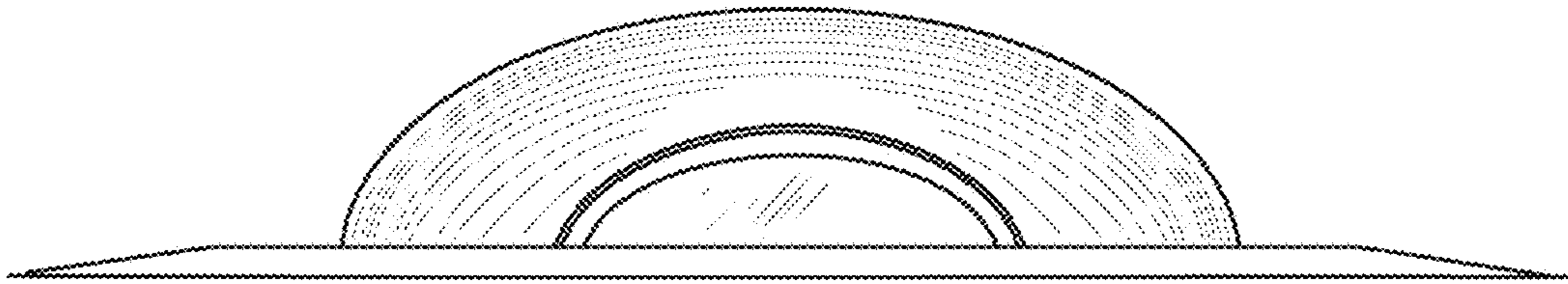


FIG. 2




FIG. 3




FIG. 4




FIG. 5




FIG. 6

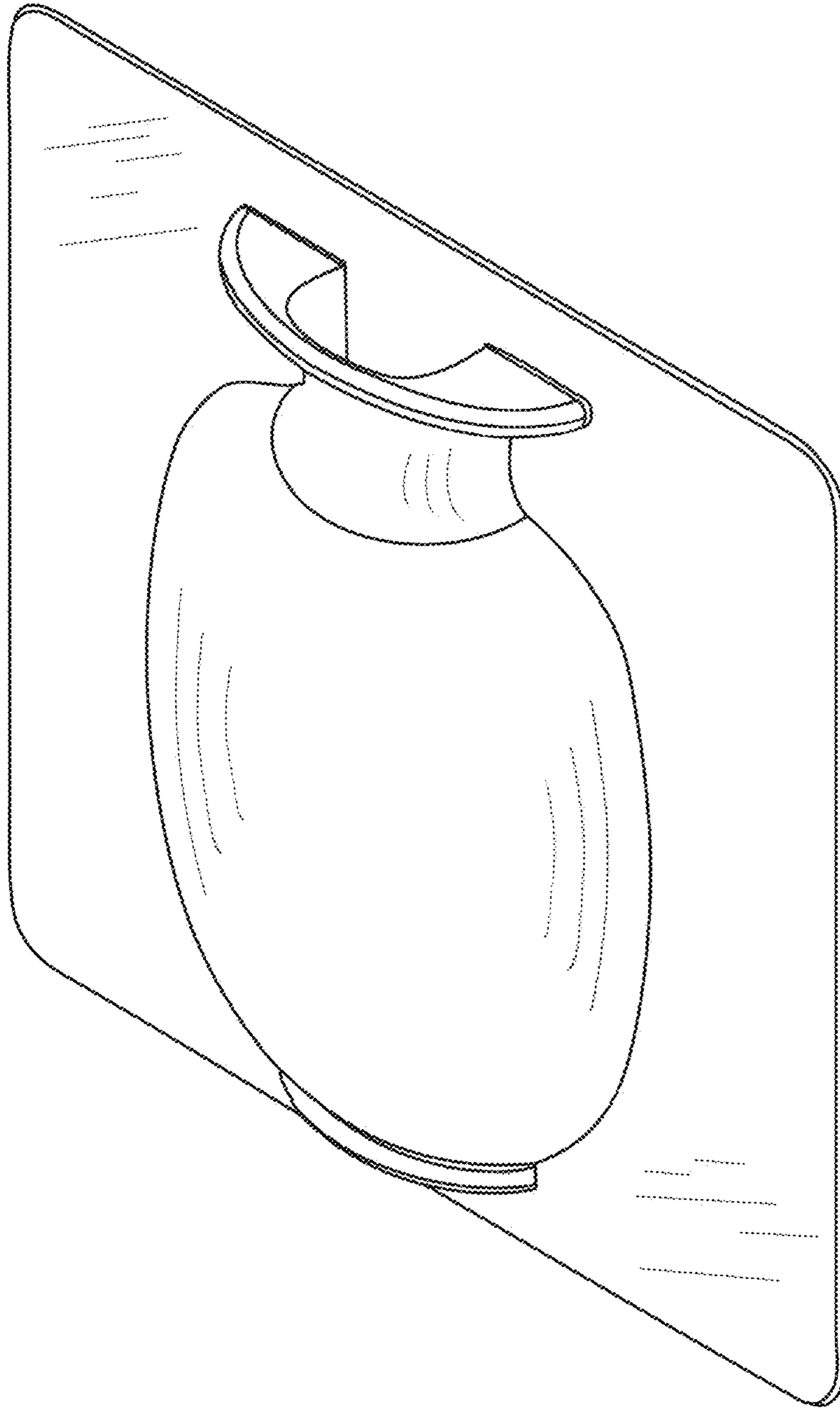


FIG. 7