



US00D860659S

(12) **United States Design Patent**
Taylor

(10) **Patent No.: US D860,659 S**
(45) **Date of Patent: ** Sep. 24, 2019**

(54) **CLOTHES HANGER**
(71) Applicant: **The Janger Limited**, London (GB)
(72) Inventor: **Guy Taylor**, London (GB)
(73) Assignee: **The Janger Limited**, London (GB)
(**) Term: **15 Years**
(21) Appl. No.: **29/658,068**
(22) Filed: **Jul. 27, 2018**

(30) **Foreign Application Priority Data**

Jan. 29, 2018 (EM) 004684462-0001

(51) **LOC (12) Cl.** **06-08**

(52) **U.S. Cl.**
USPC **D6/323**

(58) **Field of Classification Search**
USPC D6/315-328; 248/322, 339, 340, 692;
D8/367

CPC A47G 25/32; A47G 25/28; A47G 25/442;
A47G 25/20; A47G 25/24; A47G
25/1421; A47G 25/1428; A47G 25/06;
A47G 25/52; A47G 25/38; A47G 25/50;
A47G 25/183; A47G 25/70; A47G
25/0607; A47G 2025/448; A47G 25/1414;
A47G 25/0678; A47G 25/44; A47F 7/19;
A47F 5/01; A47F 5/13

See application file for complete search history.

(56) **References Cited**

U.S. PATENT DOCUMENTS

4,943,026 A * 7/1990 Fildan B65D 25/22
24/561
D366,366 S * 1/1996 Restaino D6/315
5,626,268 A * 5/1997 Kolton A47G 25/743
223/85
6,299,039 B1 * 10/2001 Hsu A47F 5/0006
223/85

6,497,347 B1 * 12/2002 Feibelman A47G 25/743
223/85
D503,092 S * 3/2005 Feibelman D9/455
D511,087 S * 11/2005 Okamoto D8/354
8,651,344 B2 * 2/2014 Norman A47G 25/1407
223/87
D735,027 S * 7/2015 Fildan D9/415
D767,289 S * 9/2016 Taylor D6/323
D774,317 S * 12/2016 Taylor D6/323
D793,747 S * 8/2017 Taylor D6/323
D811,755 S * 3/2018 Taylor D6/323
D834,338 S * 11/2018 Taylor D6/323
D843,120 S * 3/2019 Taylor D6/323
2002/0104858 A1 * 8/2002 Woodworth A47G 25/483
223/85
2008/0110943 A1 * 5/2008 Kolton A47F 5/0006
223/85
2013/0015215 A1 * 1/2013 Coote A47G 25/005
223/85

* cited by examiner

Primary Examiner — Lauren R Calve

(74) *Attorney, Agent, or Firm* — Renner, Otto, Boisselle
& Sklar, LLP

(57) **CLAIM**

The ornamental design for a clothes hanger, as shown and described.

DESCRIPTION

FIG. 1 is a perspective view of a clothes hanger showing my design.

FIG. 2 is a rear view thereof.

FIG. 3 is a front view thereof.

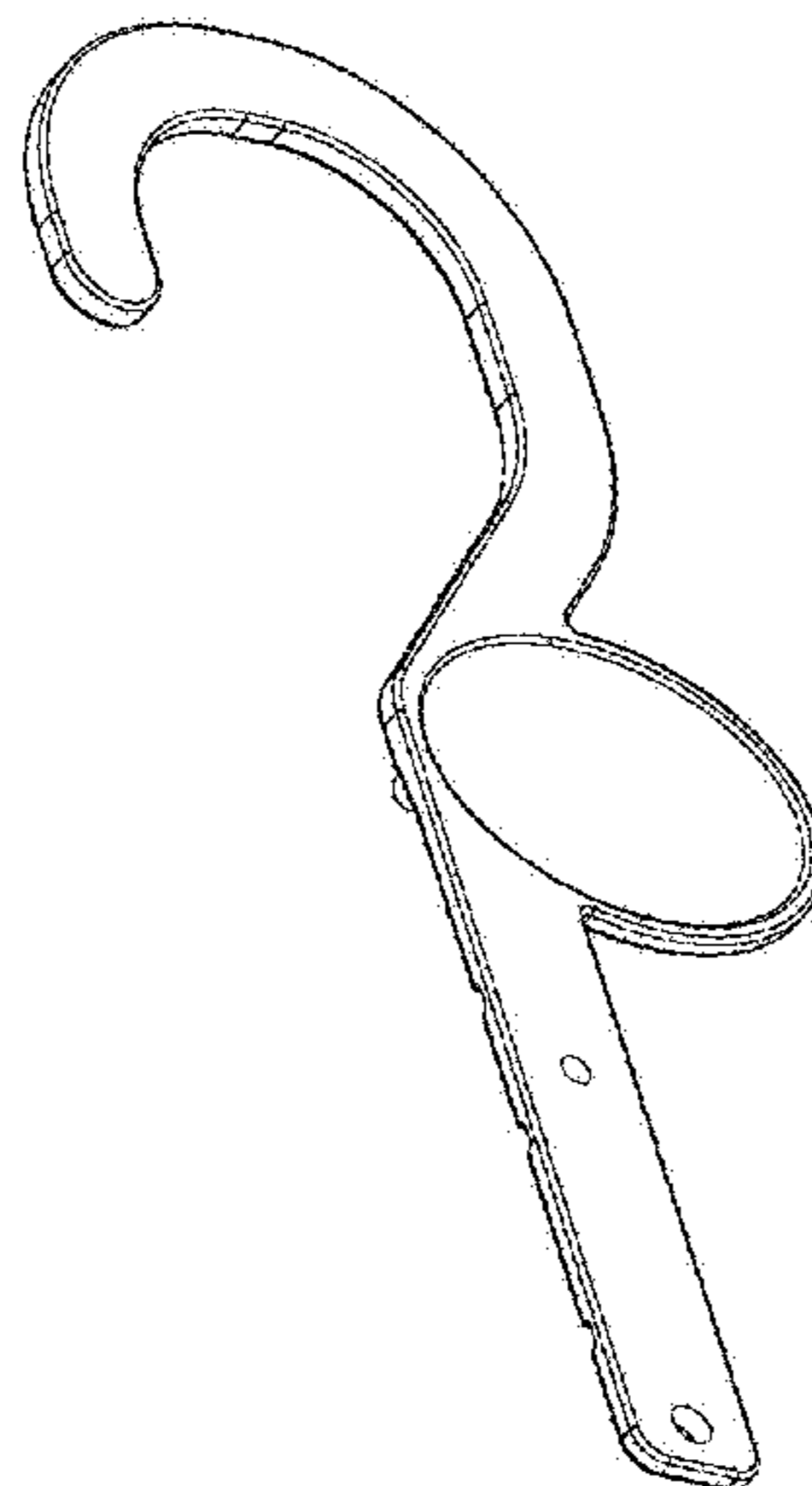
FIG. 4 is a left side view thereof oriented from the bottom-up.

FIG. 5 is a right side view thereof oriented from the bottom-up.

FIG. 6 is a bottom view thereof; and,

FIG. 7 is a top view thereof.

1 Claim, 5 Drawing Sheets



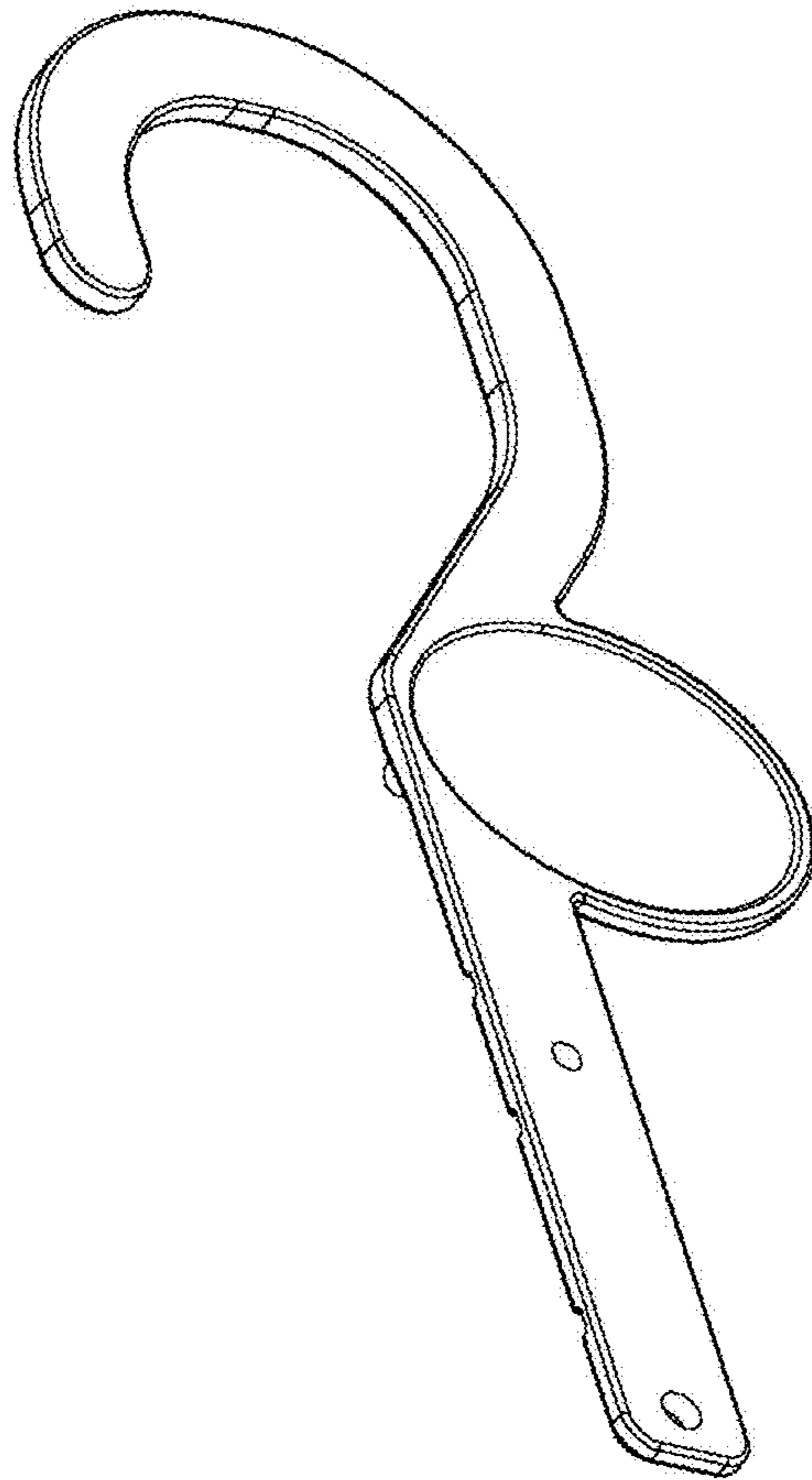


FIG. 1

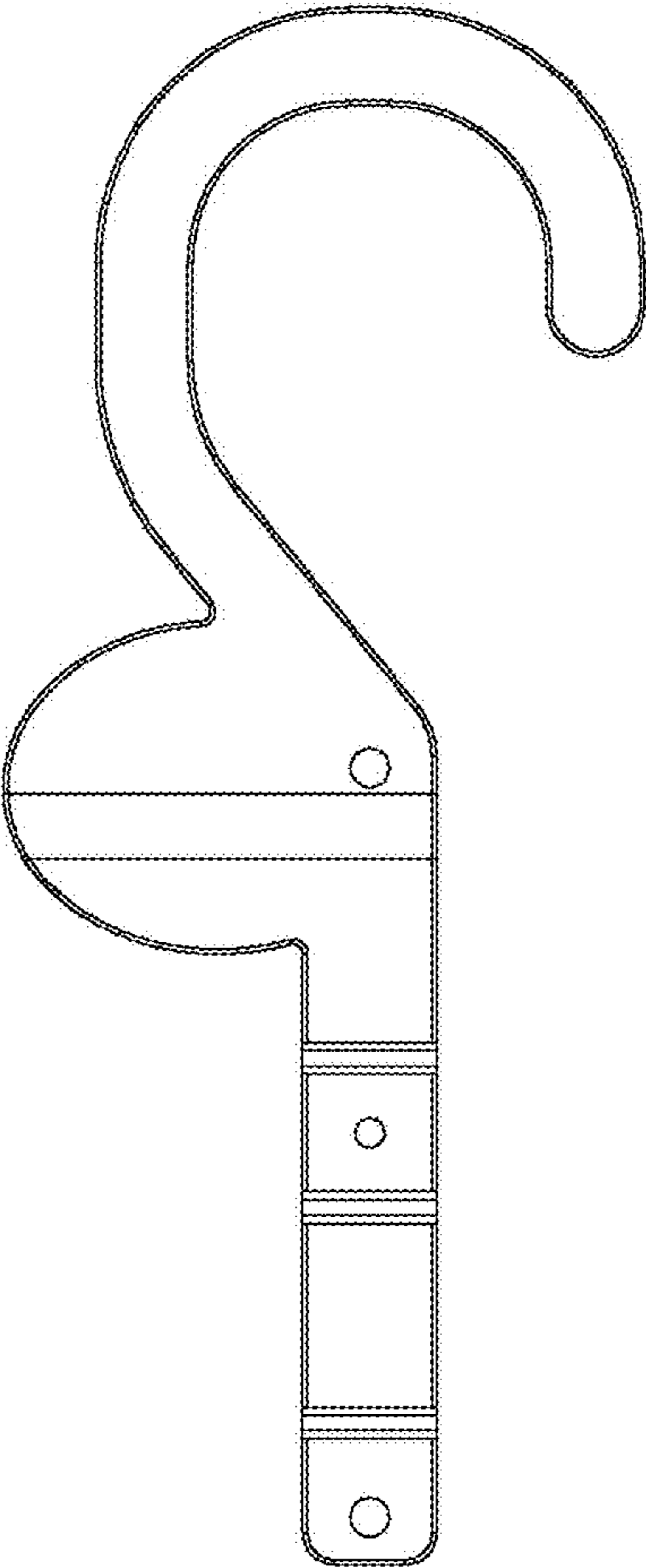


FIG. 2

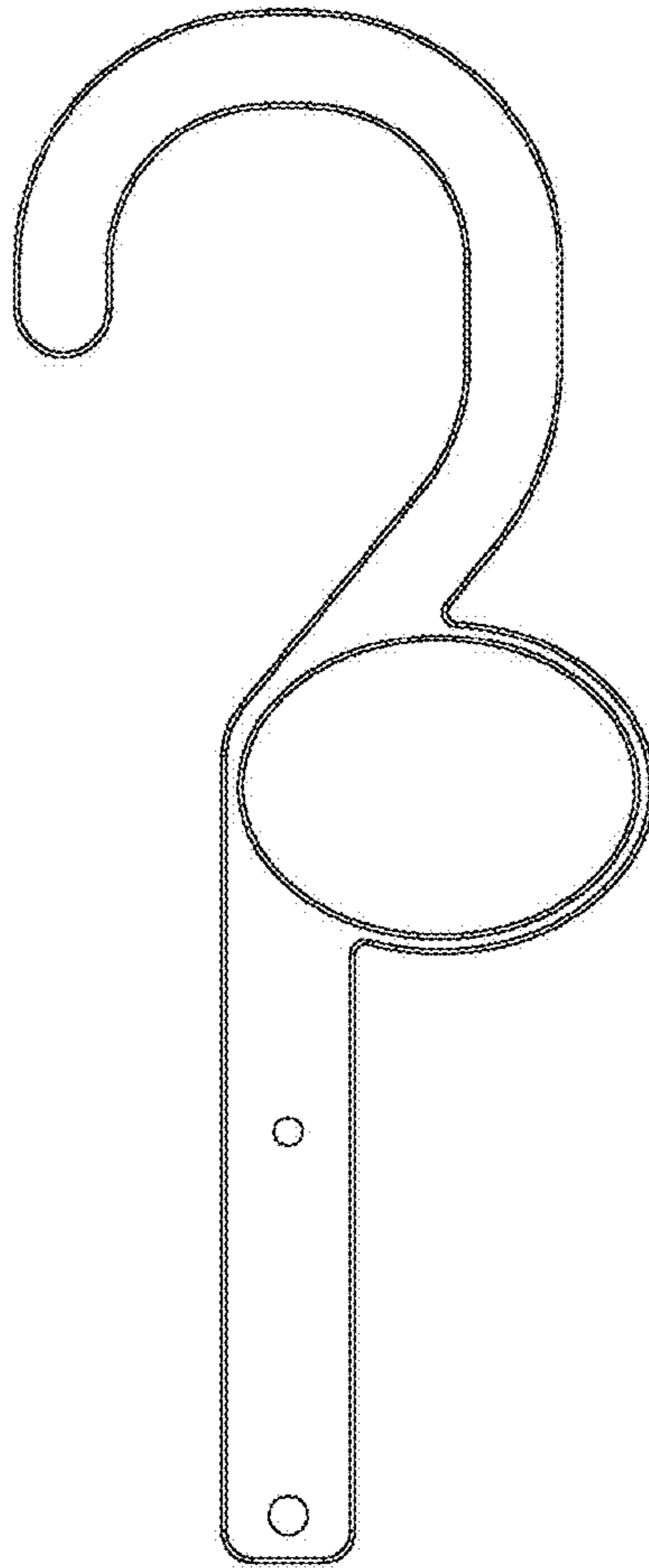


FIG. 3



FIG. 4

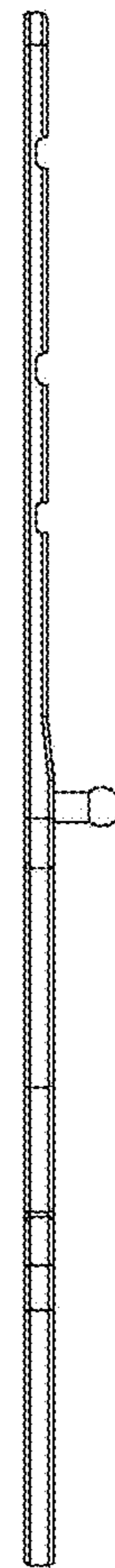


FIG. 5

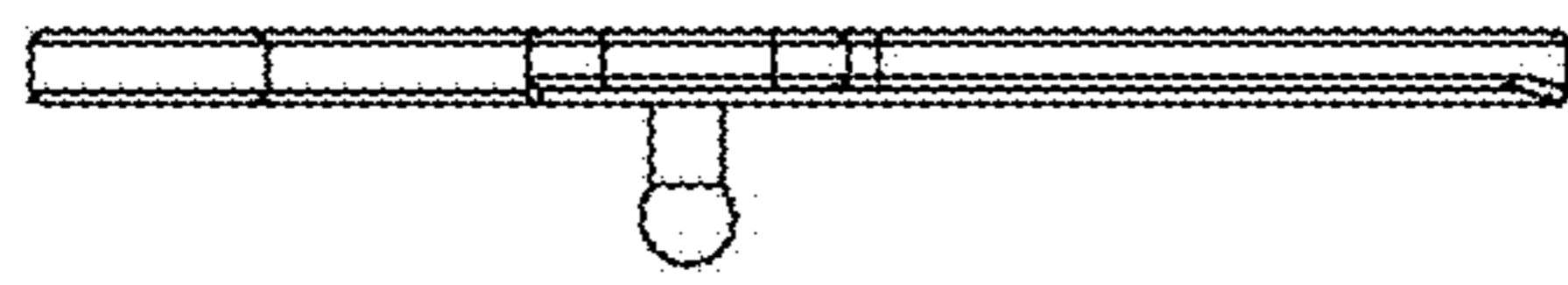


FIG. 6

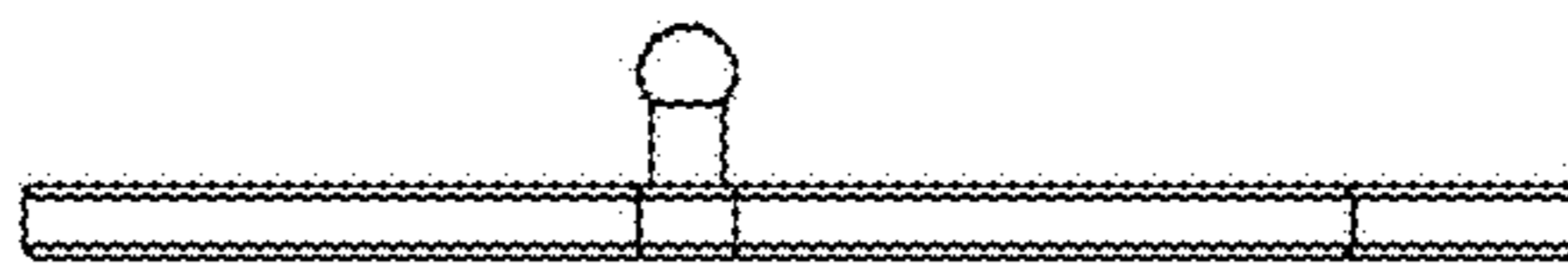


FIG. 7