



US00D860653S

(12) **United States Design Patent** (10) **Patent No.:** **US D860,653 S**
Xi et al. (45) **Date of Patent:** **** Sep. 24, 2019**

(54) **TOOTHBRUSH**

(71) Applicant: **COLGATE-PALMOLIVE COMPANY**, New York, NY (US)

(72) Inventors: **Wenjin Xi**, Shanghai (CN); **Yanmei Ji**, Yangzhou (CN); **Bo Zhang**, Yangzhou (CN); **Kai Zhang**, Yangzhou (CN); **Guangsheng Guo**, Yangzhou (CN)

(73) Assignee: **Colgate-Palmolive Company**, New York, NY (US)

(**) Term: **15 Years**

(21) Appl. No.: **29/625,816**

(22) Filed: **Nov. 13, 2017**

Related U.S. Application Data

(62) Division of application No. 29/570,680, filed on Jul. 11, 2016, now Pat. No. Des. 813,550, which is a division of application No. 29/498,171, filed on Jul. 31, 2014, now Pat. No. Des. 764,177.

(51) **LOC (12) Cl.** **04-02**

(52) **U.S. Cl.**
USPC **D4/104**

(58) **Field of Classification Search**
USPC D4/104, 105, 106, 107, 108, 109, 110, D4/111, 112, 113, 121, 122, 123, 124, D4/125, 126, 127, 128, 129, 130, 131, D4/132, 133, 134, 135, 136, 137, 138, D4/199; D24/111, 176
CPC A46B 9/04; A46B 2200/1066; A46B 2200/1073; A46B 2200/1086; A46B 5/02; A46B 9/005; A46B 9/02
See application file for complete search history.

(56) **References Cited**

U.S. PATENT DOCUMENTS

1,364,971	A *	1/1921	Alexander	A46B 3/20	15/186
1,559,114	A *	10/1925	Maranville	A41D 19/01558	15/227
D357,121	S	1/1995	Fuentes et al.			
5,533,227	A	7/1996	Ito et al.			
D387,205	S	12/1997	Moskovich			
D441,958	S	5/2001	Rueb			
D446,393	S	8/2001	Manfredi et al.			
D462,527	S	9/2002	Ping			
D475,529	S *	6/2003	Wright	D4/101	

(Continued)

FOREIGN PATENT DOCUMENTS

CN	1214894	4/1999
CN	1371645	10/2002

(Continued)

Primary Examiner — Karen E Eldridge Powers

(57) **CLAIM**

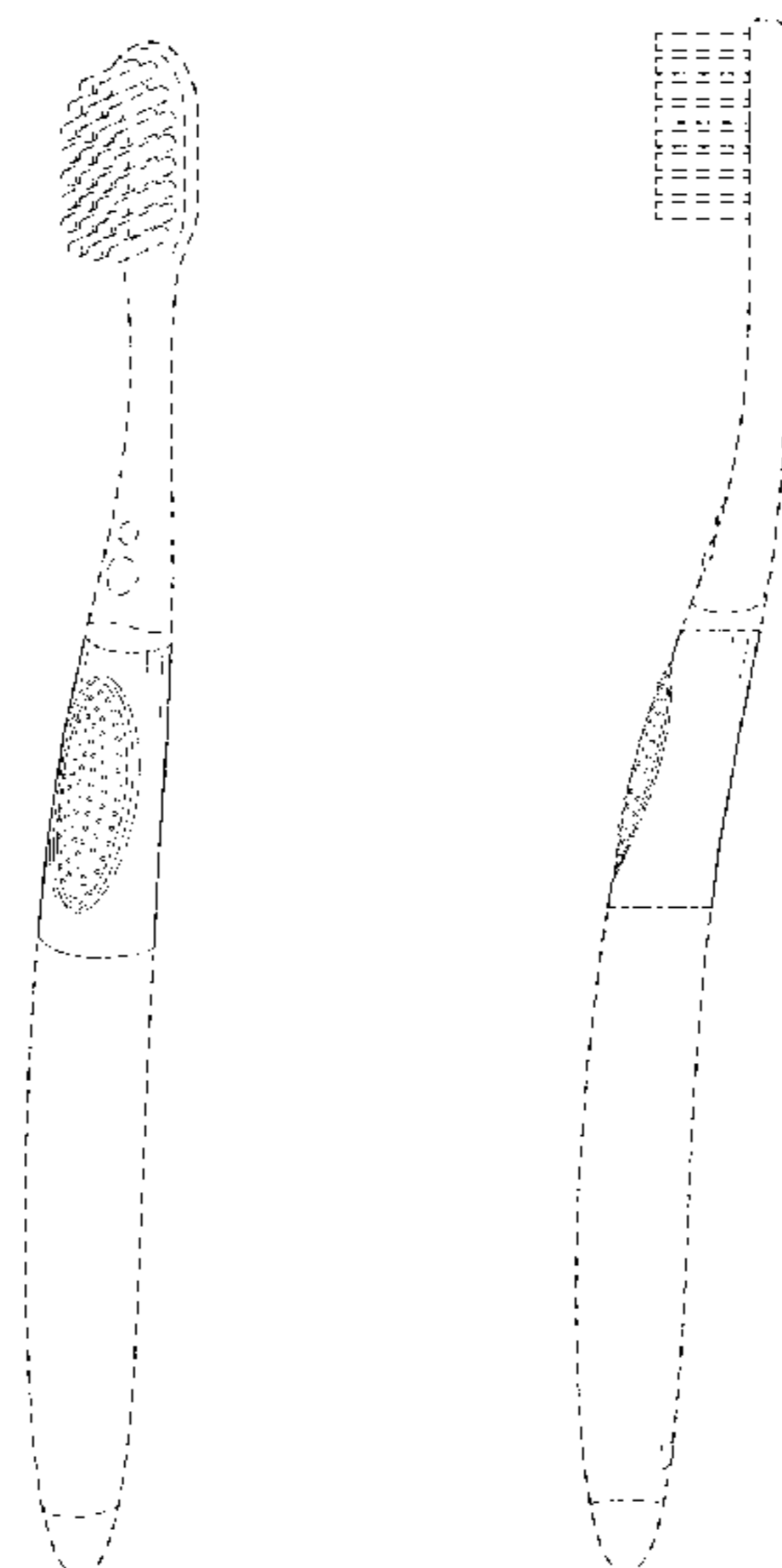
The ornamental design for a toothbrush, as shown and described.

DESCRIPTION

FIG. 1 is a right front perspective view of a toothbrush according to an embodiment of the new design; FIG. 2 is a left rear perspective view thereof; FIG. 3 is a front elevation view thereof; FIG. 4 is a rear elevation view thereof; FIG. 5 is a left side elevation view thereof; FIG. 6 is a right side elevation view thereof; FIG. 7 is a top plan view thereof; and, FIG. 8 is a bottom plan view thereof.

The dashed lines shown in the drawings illustrate environmental structure that form no part of the claimed design. The dash-dot-dashed lines directly adjacent to the claimed areas are included to represent the boundaries of the claimed design and form no part of the claimed design.

1 Claim, 4 Drawing Sheets



(56)

References Cited

U.S. PATENT DOCUMENTS

D475,531 S 6/2003 Klimeck et al.
 D480,213 S * 10/2003 Ping D4/104
 D480,214 S 10/2003 Kling et al.
 D494,370 S 8/2004 Wong
 D517,812 S 3/2006 Hohlbein et al.
 7,047,591 B2 * 5/2006 Hohlbein A46B 5/02
 15/143.1
 D577,493 S 9/2008 Wong
 7,458,125 B2 * 12/2008 Hohlbein A46B 5/02
 15/143.1
 7,841,041 B2 * 11/2010 Moskovich A46B 5/0029
 15/167.1
 D630,020 S 1/2011 Wong
 D634,934 S 3/2011 Kalbfeld et al.
 D635,775 S 4/2011 Kalbfeld et al.
 D645,254 S 9/2011 Xi et al.
 D654,270 S 2/2012 Jimenez et al.
 D654,695 S 2/2012 Jimenez et al.
 D654,696 S 2/2012 Jimenez et al.
 D661,490 S 6/2012 Jin et al.
 D671,326 S 11/2012 Jimenez et al.
 D672,561 S 12/2012 Jin et al.
 D674,609 S * 1/2013 Li D4/104
 D675,830 S * 2/2013 Jimenez D4/108
 8,464,388 B2 6/2013 Chen
 D686,825 S 7/2013 Xi et al.
 8,549,691 B2 * 10/2013 Moskovich A46B 5/02
 15/143.1
 D698,554 S 2/2014 Xi et al.
 D704,447 S 5/2014 Xi et al.
 D706,036 S 6/2014 Xi et al.
 D710,111 S 8/2014 Ding et al.
 8,800,093 B2 * 8/2014 Moskovich A46B 5/0062
 15/167.1
 9,125,484 B2 * 9/2015 Gatzemeyer A46B 11/0058
 D764,176 S * 8/2016 Xi D4/104
 D764,177 S * 8/2016 Xi D4/104
 D780,457 S * 3/2017 Jimenez D4/104
 D783,290 S * 4/2017 Lee D4/104
 D798,061 S * 9/2017 Jimenez D4/104
 D813,550 S * 3/2018 Xi D4/104
 D814,796 S * 4/2018 Xi D4/104
 2007/0163064 A1 7/2007 Wong et al.
 2008/0250591 A1 10/2008 Nanda
 2012/0272996 A1 11/2012 Jimenez et al.
 2014/0237744 A1 8/2014 Baertschi et al.
 2016/0270520 A1 * 9/2016 Lee A46B 9/04

FOREIGN PATENT DOCUMENTS

CN 1475184 2/2004
 CN 1493236 5/2004
 CN 1504139 6/2004
 CN 3406091 * 11/2004
 CN 1813611 8/2006
 CN 101011200 8/2007
 CN 101057728 10/2007
 CN 101066178 11/2007
 CN 300773949 * 5/2008
 CN 300786056 6/2008
 CN 201256721 6/2009
 CN 201499805 6/2010
 CN 301372885 * 11/2010
 CN 301413563 12/2010
 CN 201894324 7/2011

CN 301736977 11/2011
 CN 301736982 11/2011
 CN 202069134 12/2011
 CN 301850474 3/2012
 CN 302037495 8/2012
 CN 302098067 10/2012
 CN 202514896 11/2012
 CN 302443083 5/2013
 CN 302500154 7/2013
 CN 302691167 * 12/2013
 CN 302860733 * 7/2014
 CN 303991831 * 7/2016
 EM 000061387-0001 12/2003
 EM 000097415-0005 2/2004
 EM 000992961-001 10/2008
 EM 001165708-0002 * 9/2009
 EM 001638636-0001 1/2010
 EM 001224166-0001 7/2010
 EM 001224166-0002 7/2010
 EM 001235436-0001 1/2011
 EM 001280820-0003 7/2011
 EM 001224919-0001 1/2013
 IN 191195 10/2003
 IN 206601 5/2007
 IN 207535 7/2007
 IN 207536 7/2007
 IN 213024 3/2008
 IN 213025 3/2008
 IN 214437 3/2008
 IN 214438 3/2008
 IN 214440 3/2008
 IN 214441 3/2008
 IN 214442 3/2008
 IN 219038 6/2008
 IN 232733 3/2009
 IN 194520 7/2009
 IN 249094 10/2011
 KR 30-0365768 10/2004
 KR 300905009.0000 * 7/2016
 MX E/2008/005529 1/2008
 MX E/2011/032927 5/2011
 PA E/2003/049205 11/2003
 RU 45898 6/2005
 RU 52229 3/2006
 RU 83717 6/2009
 TW 592455 6/2004
 WO WO 01/32053 5/2001
 WO WO 01/82741 11/2001
 WO WO 2004/080237 9/2004
 WO WO 2004/093718 11/2004
 WO WO 2005/087046 9/2005
 WO WO 2006/062187 6/2006
 WO WO 2006/062265 6/2006
 WO WO 2006/107123 10/2006
 WO WO 2007/016802 2/2007
 WO WO 2007/043848 4/2007
 WO WO 2007/073045 6/2007
 WO WO 2007/104381 9/2007
 WO WO 2008/022480 2/2008
 WO WO 2008/060005 5/2008
 WO WO 2008/111792 9/2008
 WO WO 2008/138158 11/2008
 WO WO 2009/084637 7/2009
 WO WO 2010/069917 6/2010
 WO WO 2010/069919 6/2010
 WO WO 2010/119688 10/2010
 WO WO 2011/014000 2/2011

* cited by examiner

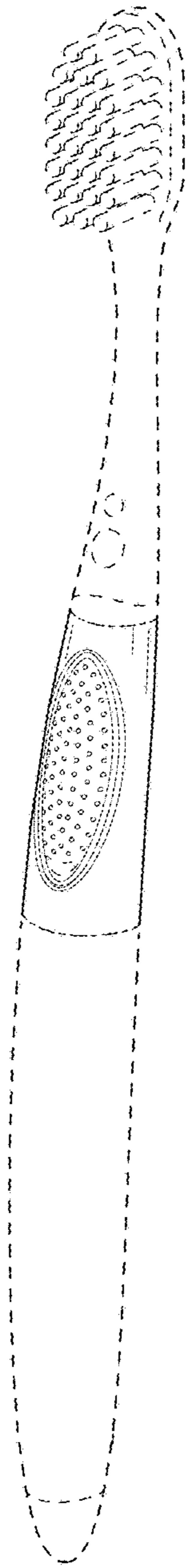


FIG. 1




FIG. 2

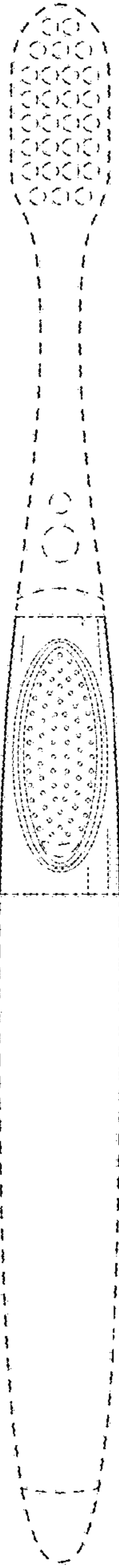


FIG. 3




FIG. 4

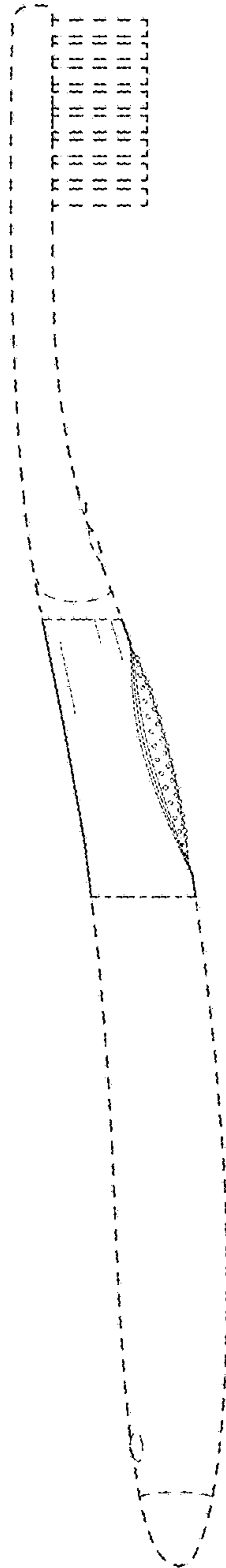


FIG. 5

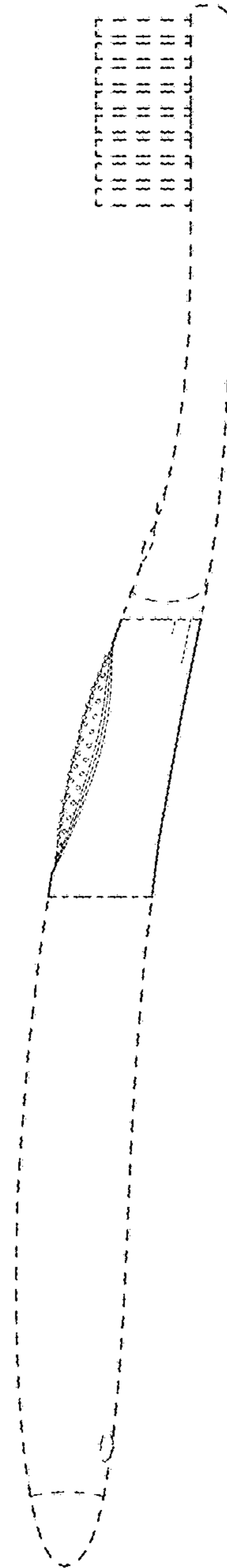


FIG. 6

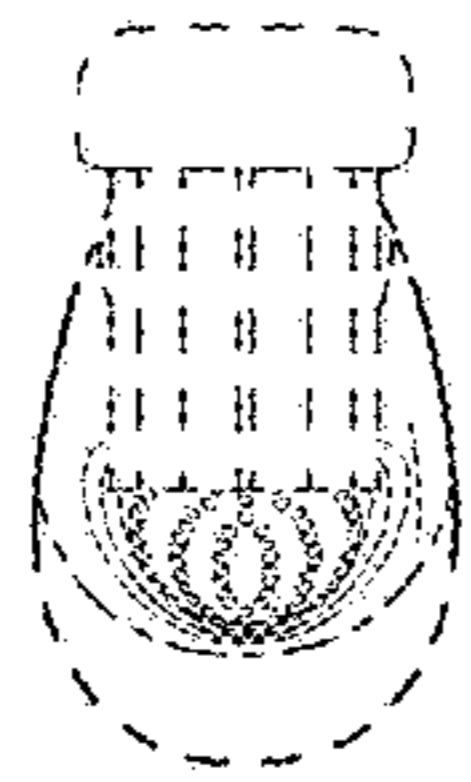


FIG. 7



FIG. 8