



US00D860651S

(12) **United States Design Patent** (10) **Patent No.:** **US D860,651 S**
Goldner (45) **Date of Patent:** **** Sep. 24, 2019**

(54) **LUGGAGE PANEL**

(71) Applicant: **Robert Goldner**, Roslyn, NY (US)

(72) Inventor: **Robert Goldner**, Roslyn, NY (US)

(**) Term: **15 Years**

(21) Appl. No.: **29/637,357**

(22) Filed: **Feb. 16, 2018**

(51) **LOC (12) Cl.** **03-01**

(52) **U.S. Cl.**
USPC **D3/318**

(58) **Field of Classification Search**
USPC D3/273, 285, 289, 318; D8/313, 330
CPC A45F 3/04; A45F 4/02; A45F 5/10; A45F
5/14

See application file for complete search history.

(56) **References Cited**

U.S. PATENT DOCUMENTS

D293,765 S *	1/1988	Miles	D8/330
D558,024 S *	12/2007	Tremble	D8/331
D635,439 S *	4/2011	Barton	D8/331
D635,440 S *	4/2011	Barton	D8/331
9,605,443 B2 *	3/2017	Shah	E05B 7/00
D805,779 S *	12/2017	Oh	D3/318

D809,300 S * 2/2018 Babaian D3/318

* cited by examiner

Primary Examiner — Holly H Baynham

(74) *Attorney, Agent, or Firm* — Edell, Shapiro & Finnan, LLC

(57) **CLAIM**

The ornamental design for a luggage panel, as shown and described.

DESCRIPTION

FIG. 1 is a front right perspective view of the luggage panel showing the new design;

FIG. 2 is a front view in elevation of the luggage panel showing the new design;

FIG. 3 is a rear view in elevation of the luggage panel showing the new design;

FIG. 4 is a left side view in elevation of the luggage panel showing the new design;

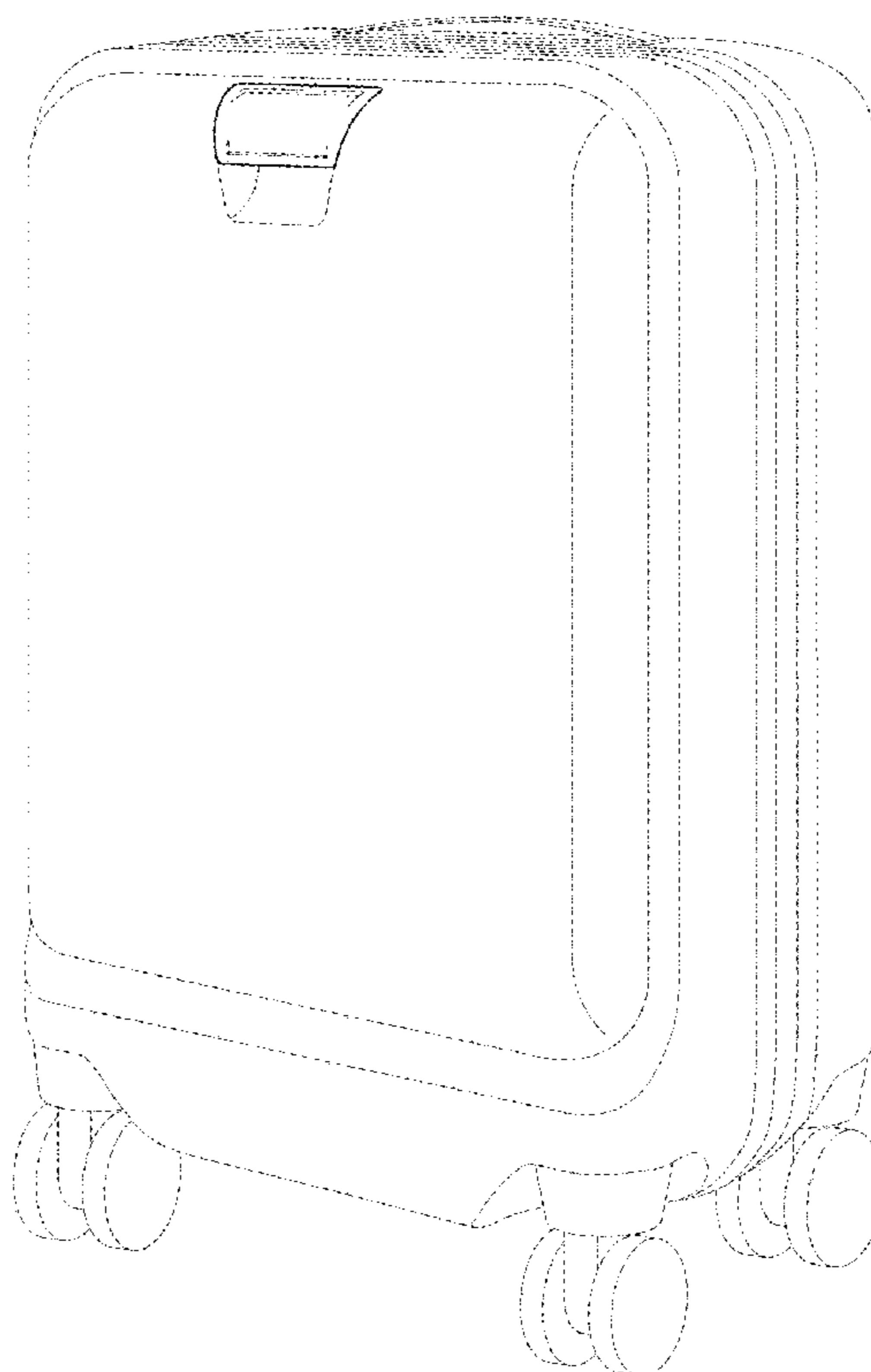
FIG. 5 is a right side view in elevation of the luggage panel showing the new design;

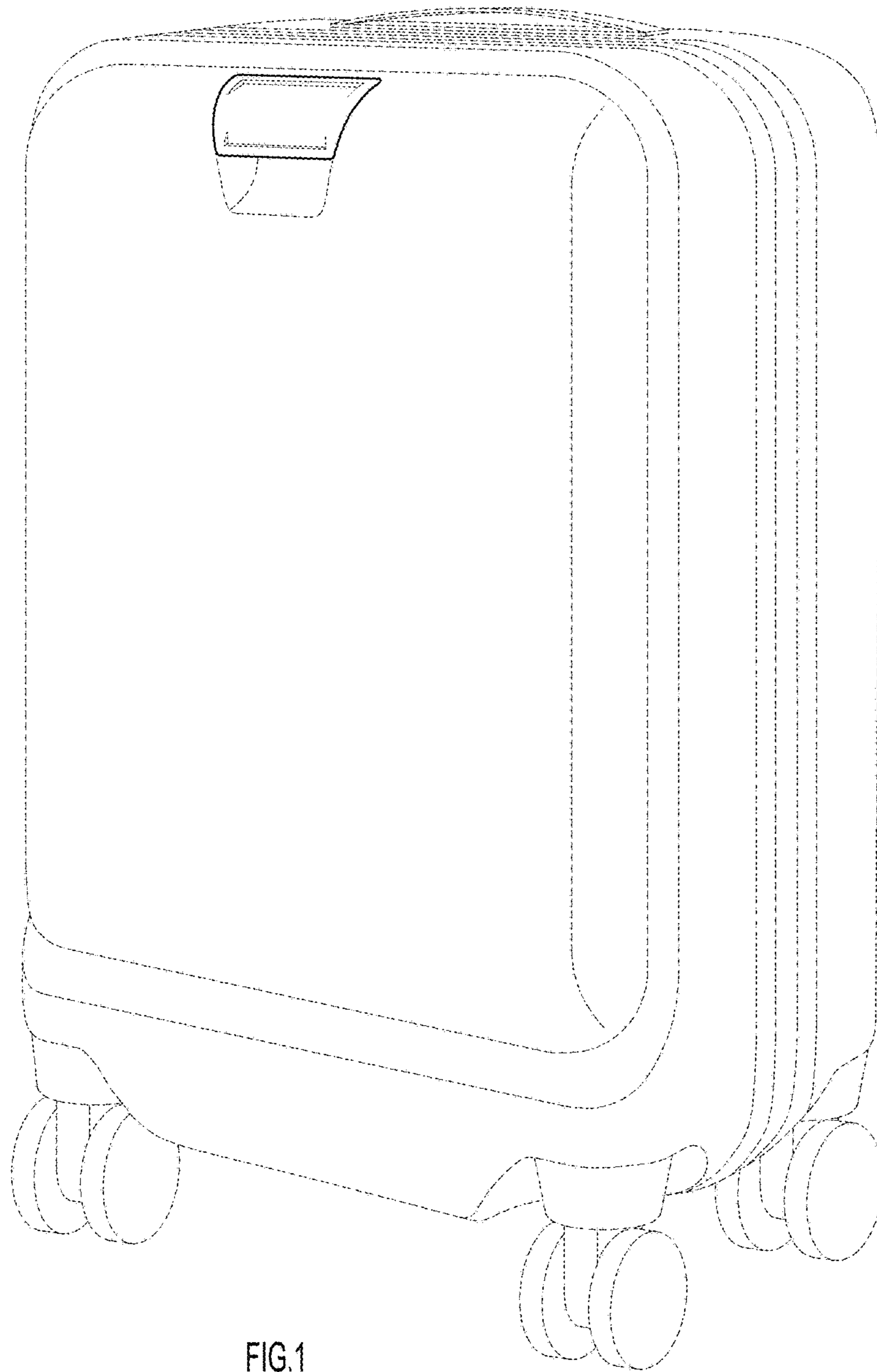
FIG. 6 is a top view in plan of the luggage panel showing the new design; and,

FIG. 7 is a bottom view in plan of the luggage panel showing the new design.

The broken lines shown in the drawings illustrate environmental structure that forms no part of the claimed design.

1 Claim, 6 Drawing Sheets








FIG.2



FIG.3




FIG.4




FIG.5

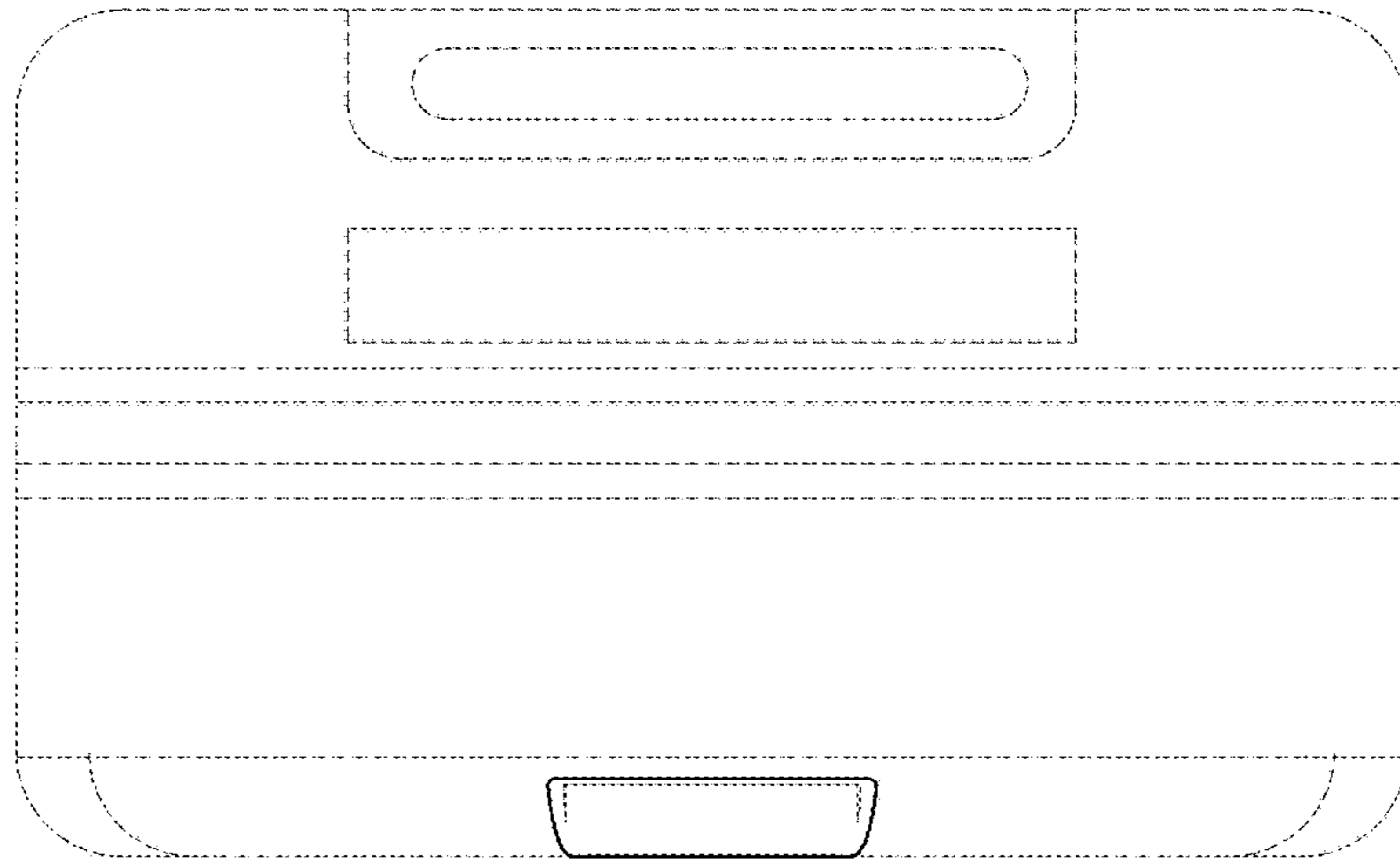


FIG.6

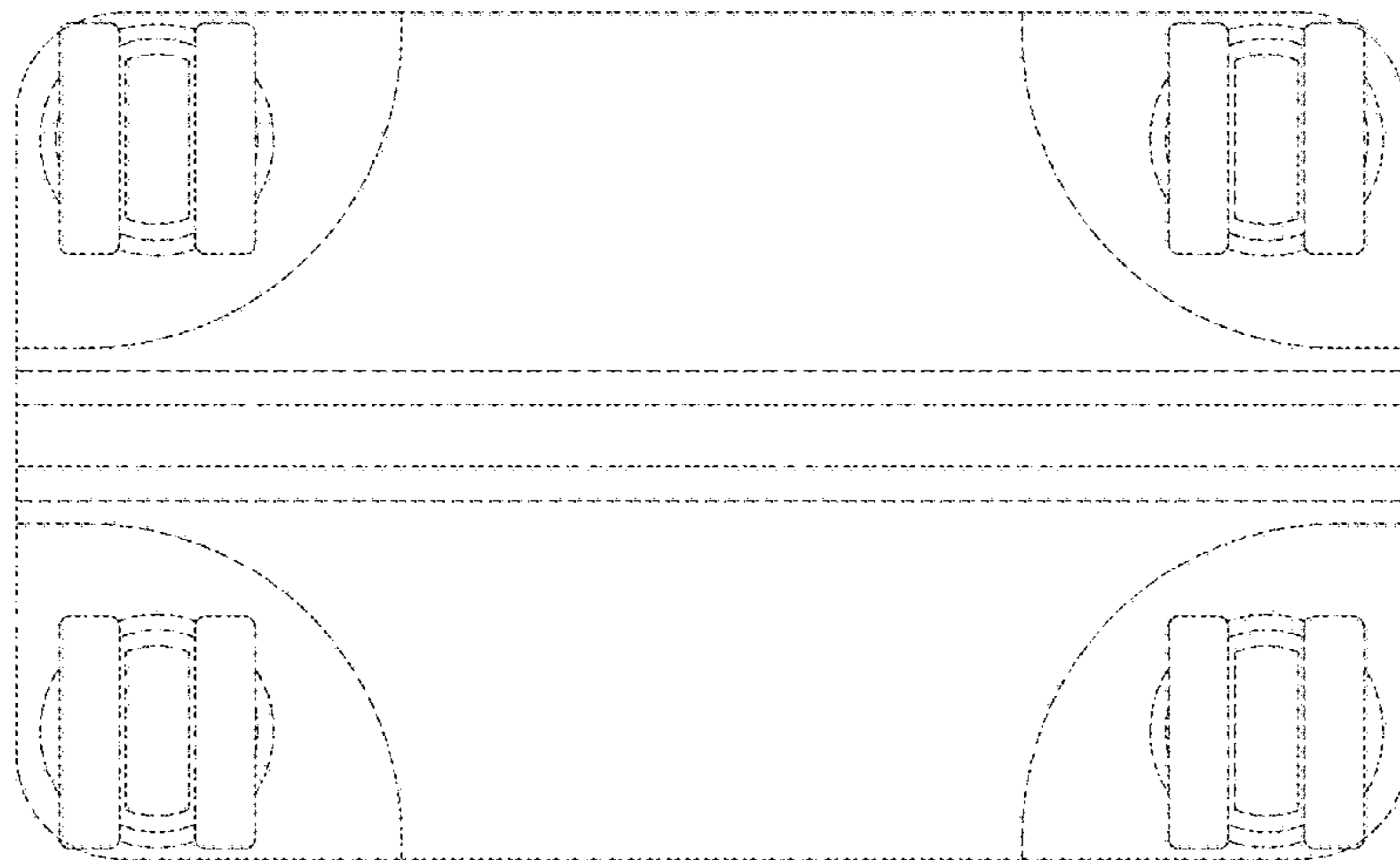


FIG.7