



US00D860649S

(12) **United States Design Patent** (10) **Patent No.:** **US D860,649 S**  
**Li** (45) **Date of Patent:** **\*\* Sep. 24, 2019**

(54) **STORAGE BOX**

(71) Applicant: **IMMANUEL INDUSTRIAL CO., LTD.**, Tainan (TW)

(72) Inventor: **Kun-Yi Li**, Tainan (TW)

(73) Assignee: **Immanuel Industrial Co., Ltd.**, Tainan (TW)

(\*\*) Term: **15 Years**

(21) Appl. No.: **29/643,399**

(22) Filed: **Apr. 9, 2018**

(51) **LOC (12) Cl.** ..... **03-01**

(52) **U.S. Cl.**  
USPC ..... **D3/313**

(58) **Field of Classification Search**  
USPC ..... D3/304, 307, 308, 310, 311, 313, 314,  
D3/315; D6/672, 673, 675, 683, 683.1;  
D7/601, 602  
CPC ... B65D 1/00; B65D 1/22; B65D 1/24; B65D  
2501/24; B65D 2501/24019  
See application file for complete search history.

(56) **References Cited**

**U.S. PATENT DOCUMENTS**

- 3,887,103 A \* 6/1975 Spooner ..... B25H 3/06  
206/203
- D298,079 S \* 10/1988 Chatham ..... D3/308
- 5,366,893 A \* 11/1994 Stevens ..... B01L 3/50851  
422/536
- D413,442 S \* 9/1999 Jacober ..... D3/304

- D422,788 S \* 4/2000 Carr ..... D3/307
- D708,852 S \* 7/2014 Ghiorgie ..... D3/310
- D780,846 S \* 3/2017 Greenspon ..... D19/77
- D795,584 S \* 8/2017 Walker, Jr. .... D3/307
- D824,253 S \* 7/2018 Mayer ..... D9/432
- D829,565 S \* 10/2018 Safdie ..... D9/737
- D829,566 S \* 10/2018 Safdie ..... D9/737
- D830,060 S \* 10/2018 Kraemer ..... D3/310
- D840,249 S \* 2/2019 Payne ..... D9/760

\* cited by examiner

*Primary Examiner* — Kelley A Donnelly

(74) *Attorney, Agent, or Firm* — Rosenberg, Klein & Lee

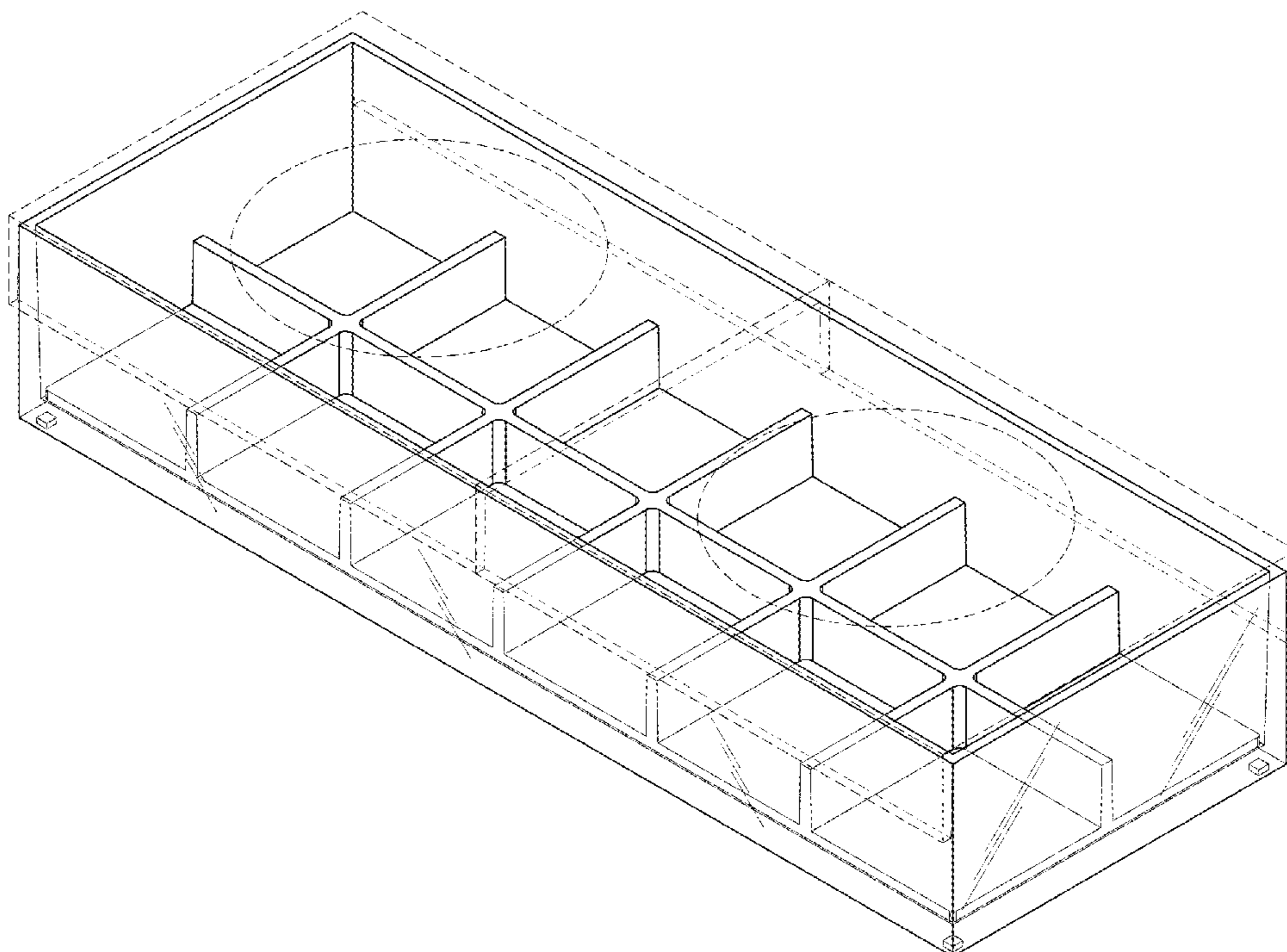
(57) **CLAIM**

The ornamental design for a storage box, as shown and described.

**DESCRIPTION**

FIG. 1 is a perspective view of my new design for a storage box;  
FIG. 2 is a front view thereof;  
FIG. 3 is a rear view thereof;  
FIG. 4 is a left view thereof;  
FIG. 5 is a right view thereof;  
FIG. 6 is a top plan view thereof; and,  
FIG. 7 is a bottom plan view thereof.  
The broken lines showing a box cover in FIGS. 1 to 7 represent environmental structure and form no part of the claimed design.

**1 Claim, 5 Drawing Sheets**



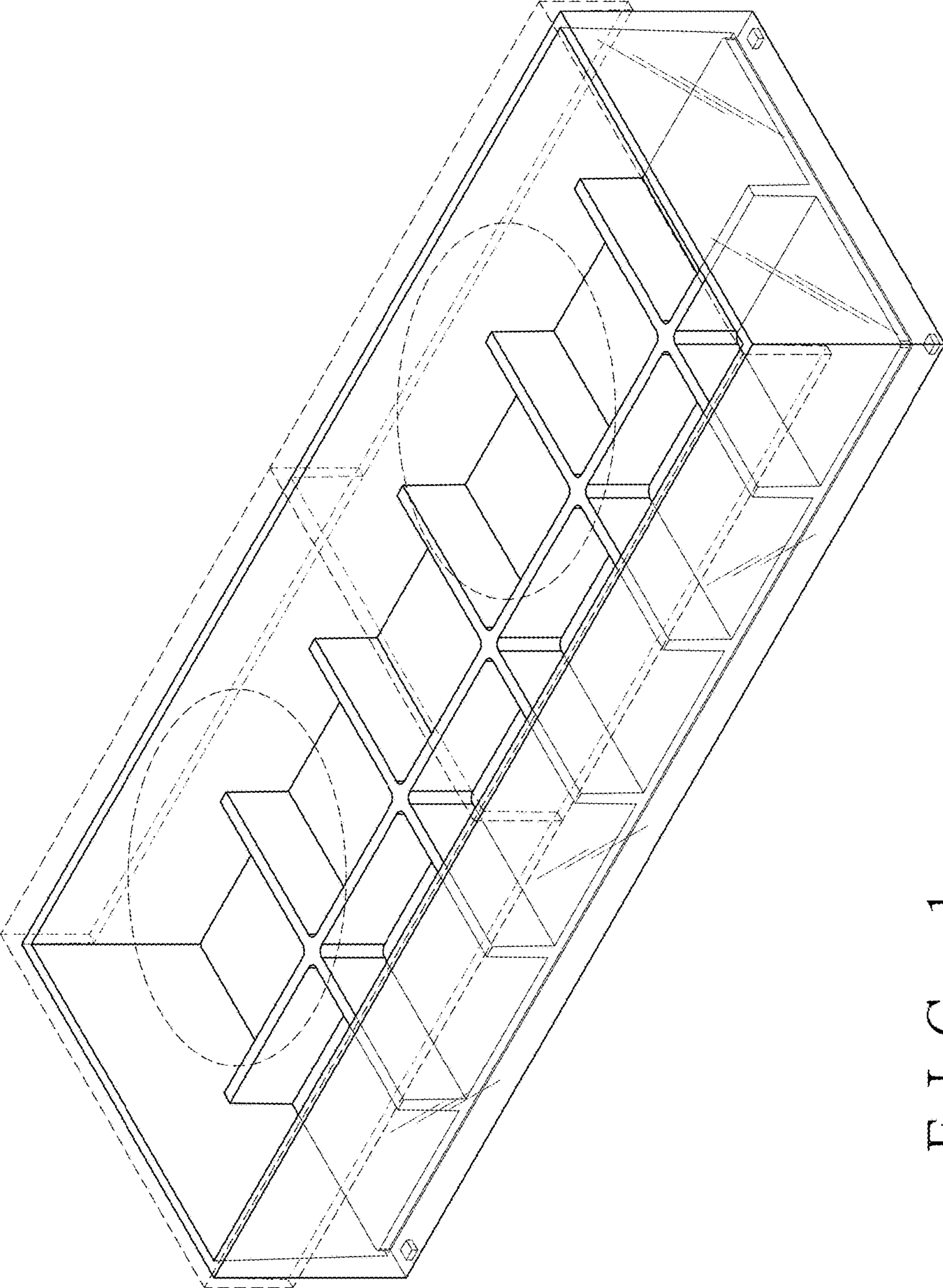


FIG. 1

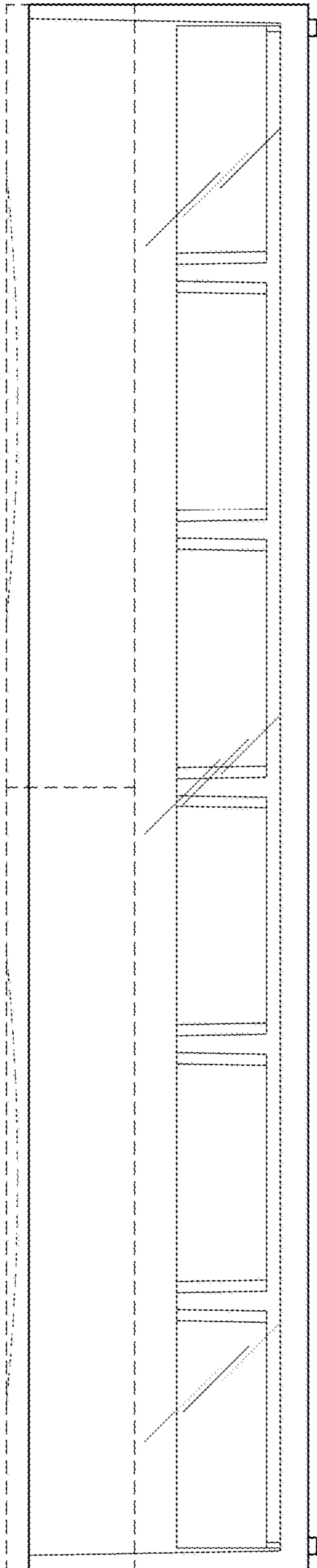


FIG. 2

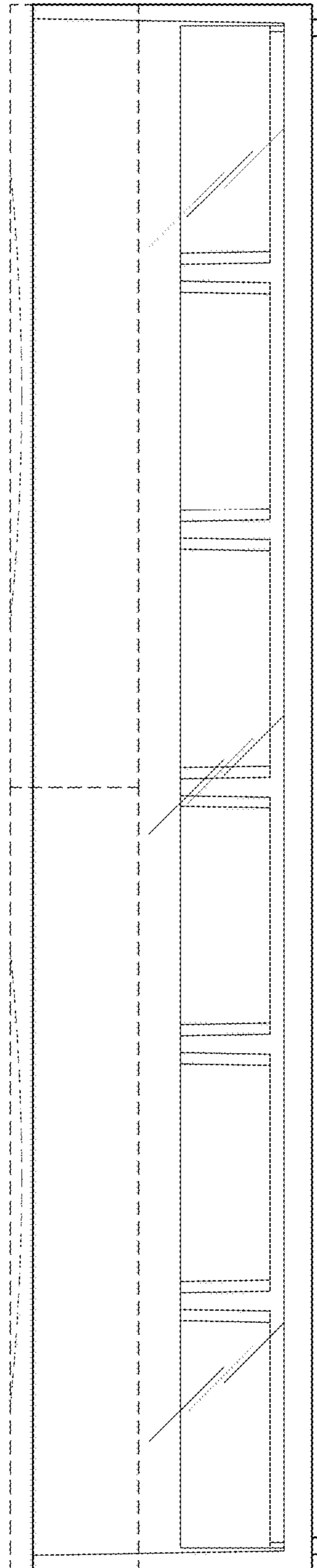


FIG. 3

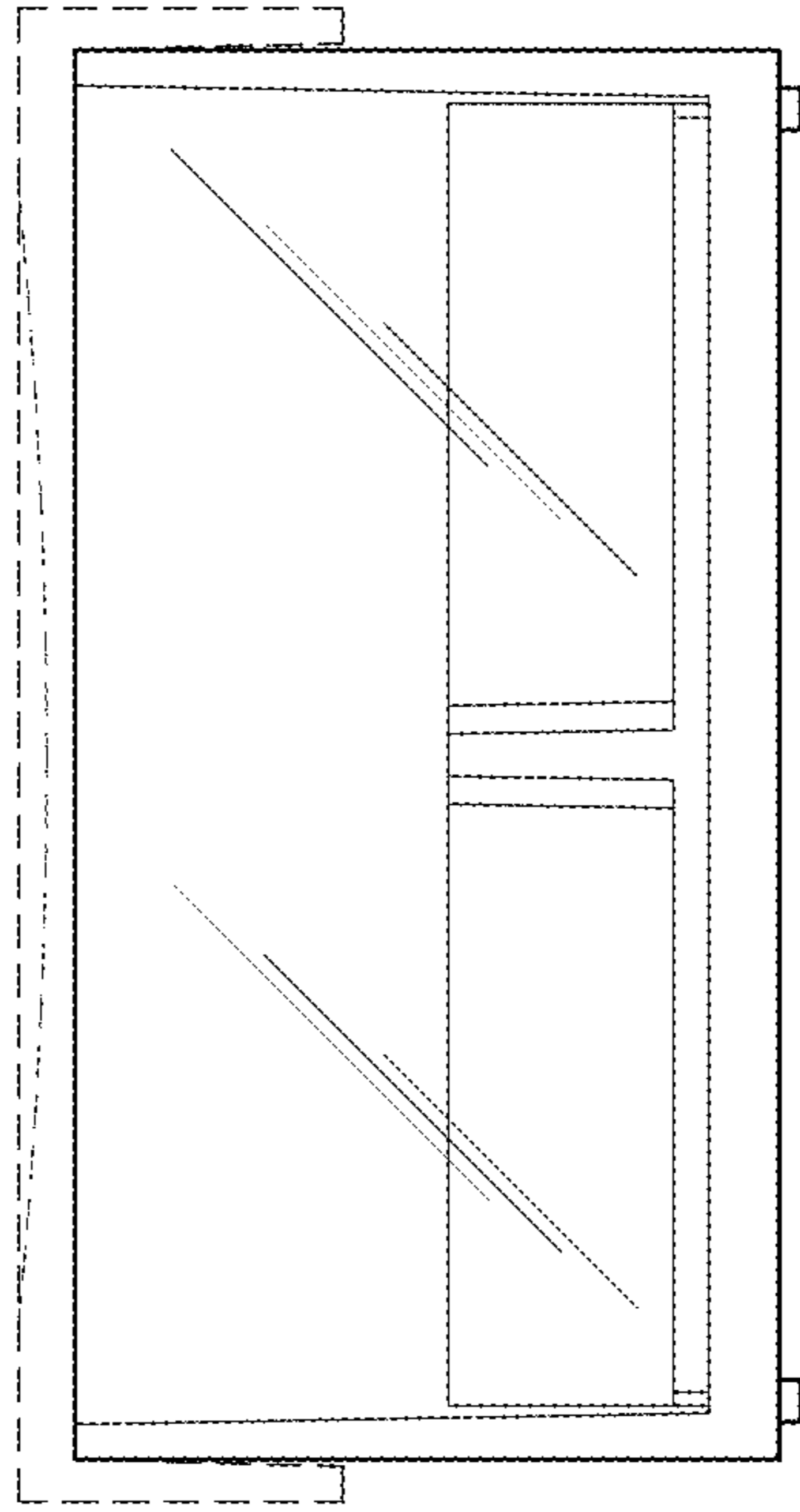


FIG. 5

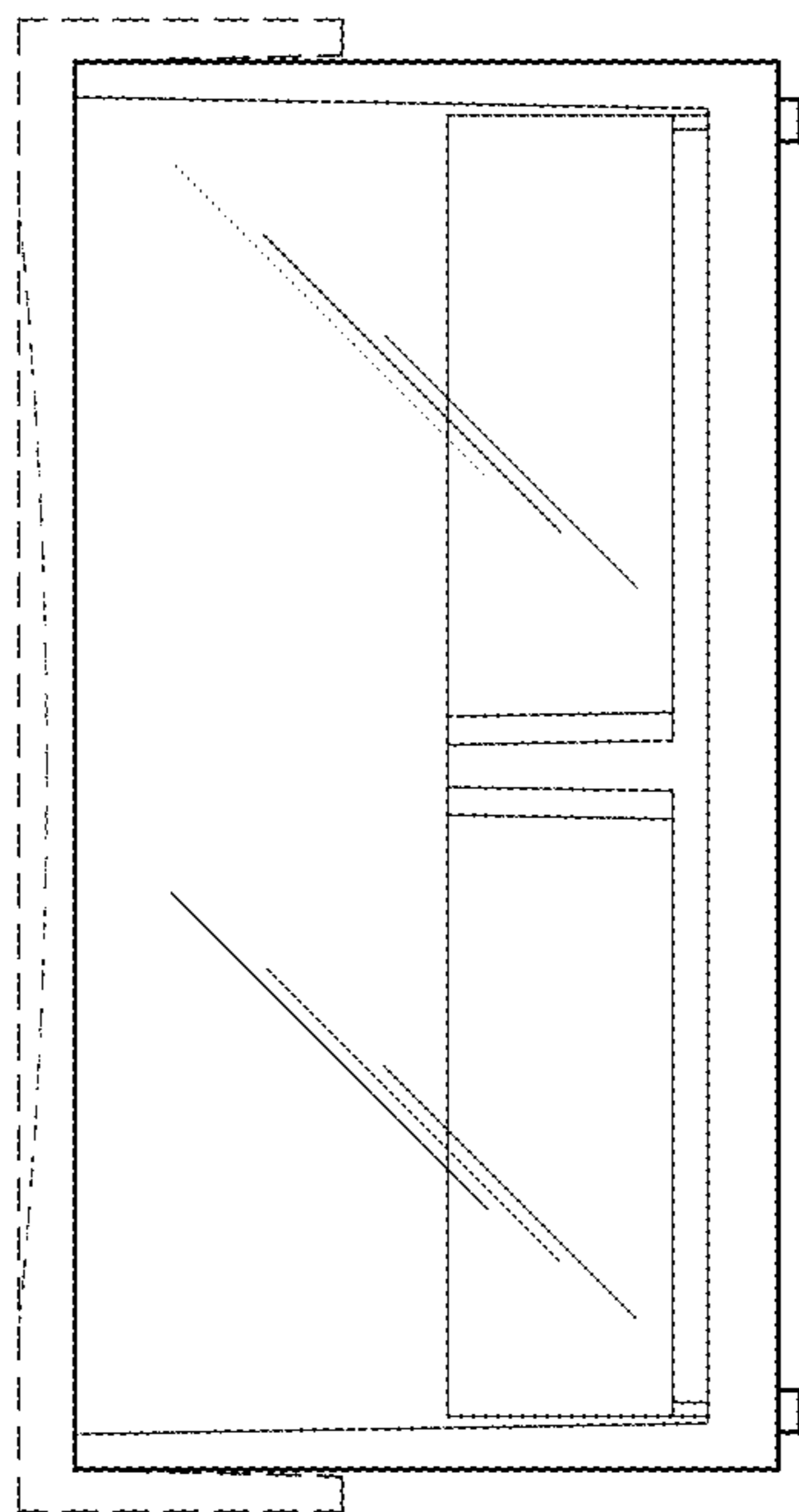


FIG. 4

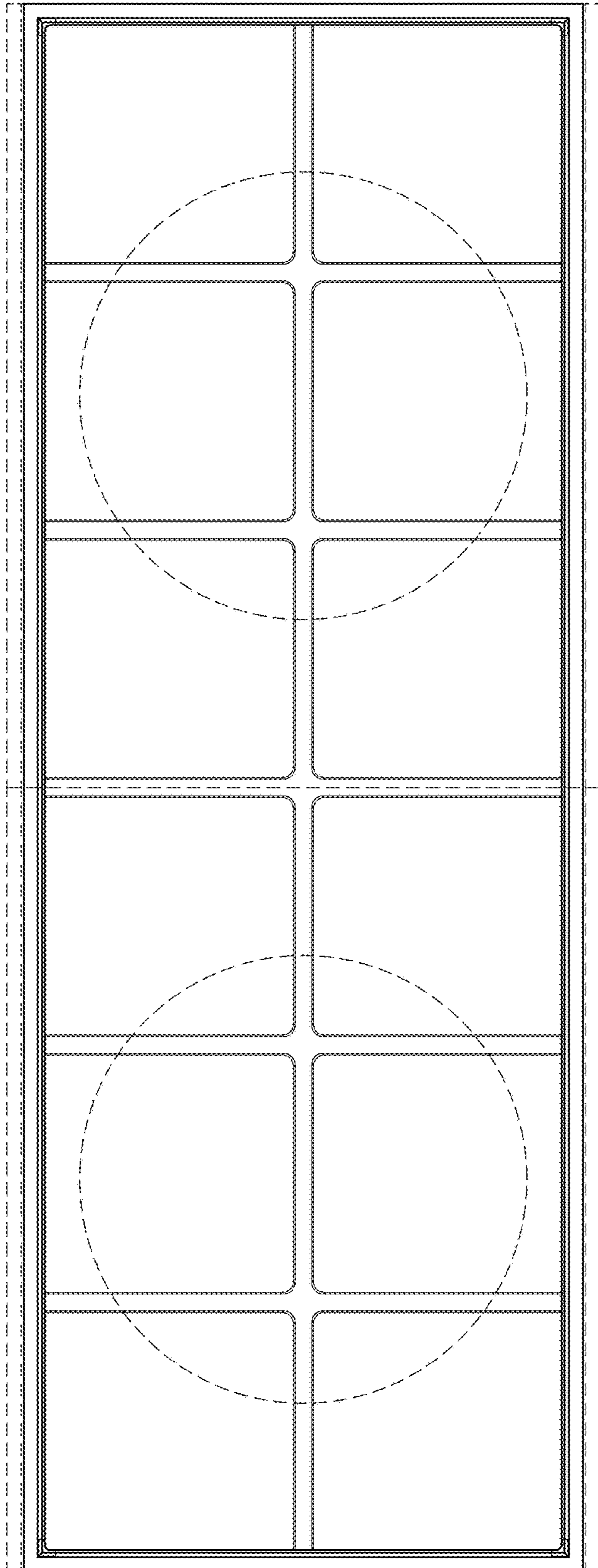


FIG. 6




FIG. 7