

US00D860648S

(12) **United States Design Patent** (10) **Patent No.:** **US D860,648 S**  
**Greenblatt et al.** (45) **Date of Patent:** **\*\* Sep. 24, 2019**

(54) **EXPANDED METAL BASKET**  
(71) Applicant: **Marlin Steel Wire Products LLC**,  
Baltimore, MD (US)  
(72) Inventors: **Drew A Greenblatt**, Potomac, MD  
(US); **Wesley Chan**, Columbia, MD  
(US)  
(73) Assignee: **Marlin Steel Wire Products LLC**,  
Baltimore, MD (US)

D780,262 S \* 2/2017 Tsai ..... D19/90  
D781,055 S \* 3/2017 Hsu ..... D3/306  
9,596,931 B1 \* 3/2017 Nimgulkar ..... A47B 88/49  
D783,352 S \* 4/2017 McGrath ..... D7/409  
D786,009 S \* 5/2017 Mirchandani ..... D7/354  
D799,897 S \* 10/2017 McGrath ..... D7/409  
D812,413 S \* 3/2018 Mirchandani ..... D7/354  
D814,190 S \* 4/2018 Mishan ..... D3/306  
D825,924 S \* 8/2018 Tuang ..... D3/306  
D828,077 S \* 9/2018 Mishan ..... D7/360  
D829,038 S \* 9/2018 Mishan ..... D7/361  
2008/0124438 A1 \* 5/2008 Forte ..... A47J 37/1295  
426/389  
2013/0233183 A1 \* 9/2013 Brinckerhoff ..... A47J 37/1295  
99/403

(\*\*) Term: **15 Years**

(21) Appl. No.: **29/649,983**

(22) Filed: **Jun. 4, 2018**

(51) **LOC (12) Cl.** ..... **03-01**

(52) **U.S. Cl.**  
USPC ..... **D3/306**

(58) **Field of Classification Search**  
USPC ..... D3/304-307, 314-315, 319;  
D6/566-567, 572-574, 540, 672-673,  
D6/678, 678.4  
CPC ..... A47B 73/008; A47J 47/16; A47J 47/20  
See application file for complete search history.

(56) **References Cited**

**U.S. PATENT DOCUMENTS**

D373,039 S \* 8/1996 Cohen ..... D6/566  
D416,165 S \* 11/1999 Zemel ..... D7/354  
6,213,005 B1 \* 4/2001 Sherman ..... A47J 27/002  
220/573.1  
D442,002 S \* 5/2001 Rodack ..... D6/566  
D498,632 S \* 11/2004 Anderson ..... D6/566  
D586,558 S \* 2/2009 Ziemann ..... D3/304  
D658,427 S \* 5/2012 Cloutier ..... D7/360  
D679,130 S \* 4/2013 Cloutier ..... D7/354  
D747,876 S \* 1/2016 Goodman ..... D3/306  
D749,900 S \* 2/2016 Hyp ..... D7/402  
D758,732 S \* 6/2016 Goodman ..... D3/306

\* cited by examiner

*Primary Examiner* — Kelley A Donnelly

(74) *Attorney, Agent, or Firm* — Miles & Stockbridge PC

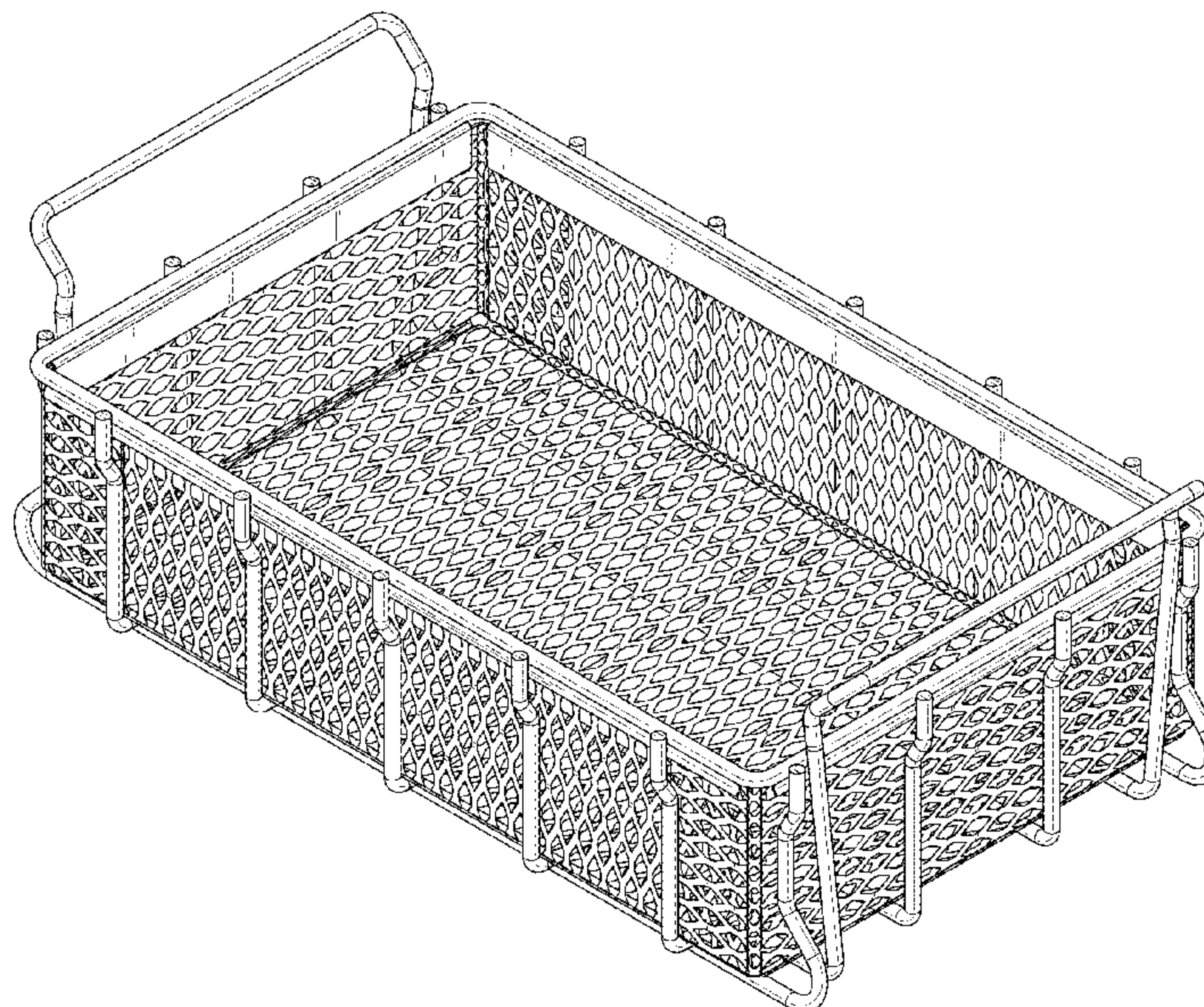
(57) **CLAIM**

The ornamental design for an expanded metal basket, as shown and described.

**DESCRIPTION**

FIG. 1 is a perspective view of an expanded metal basket showing our new design;  
FIG. 2 is a front view of the expanded metal basket of FIG. 1;  
FIG. 3 is a rear view of the expanded metal basket of FIG. 1;  
FIG. 4 is a left side view of the expanded metal basket of FIG. 1;  
FIG. 5 is a right side view of the expanded metal basket of FIG. 1;  
FIG. 6 is a top view of the expanded metal basket of FIG. 1; and,  
FIG. 7 is a bottom view of the expanded metal basket of FIG. 1.

**1 Claim, 7 Drawing Sheets**





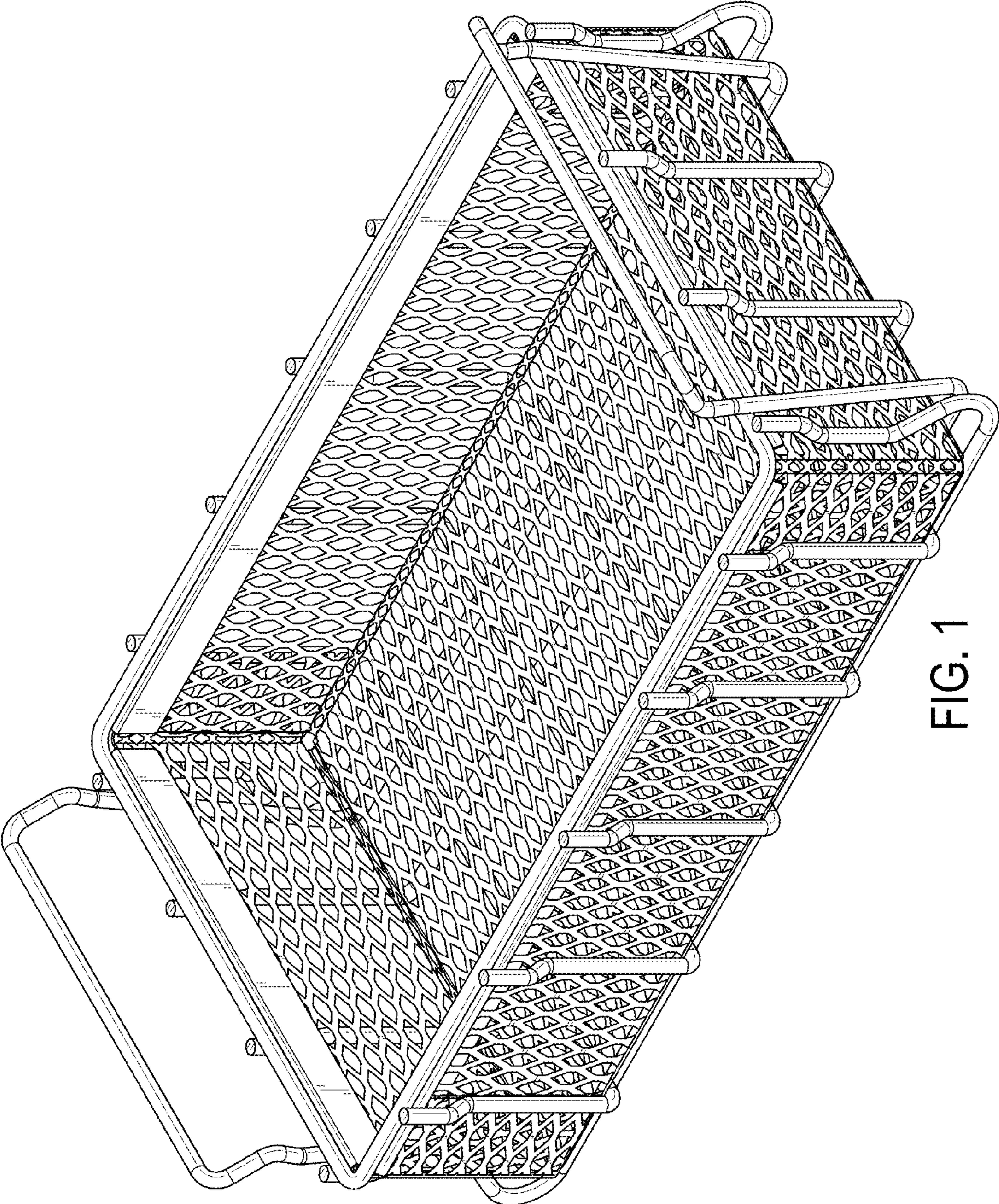


FIG. 1






FIG. 2




FIG. 3

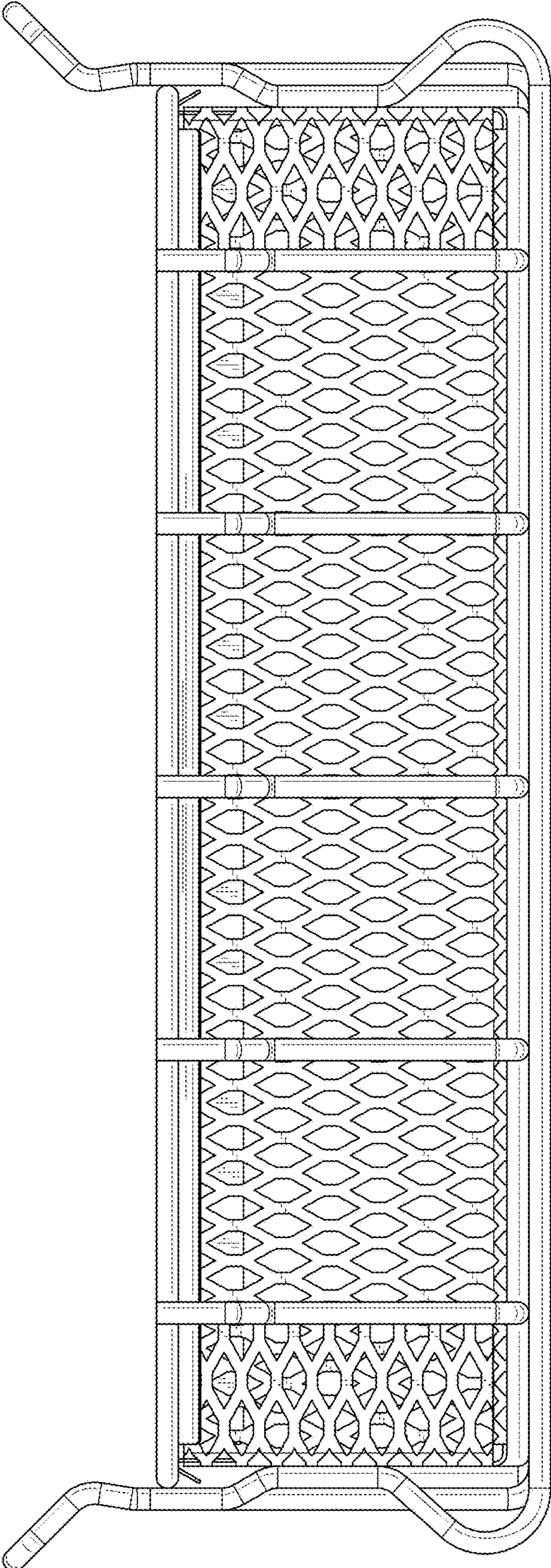


FIG. 4



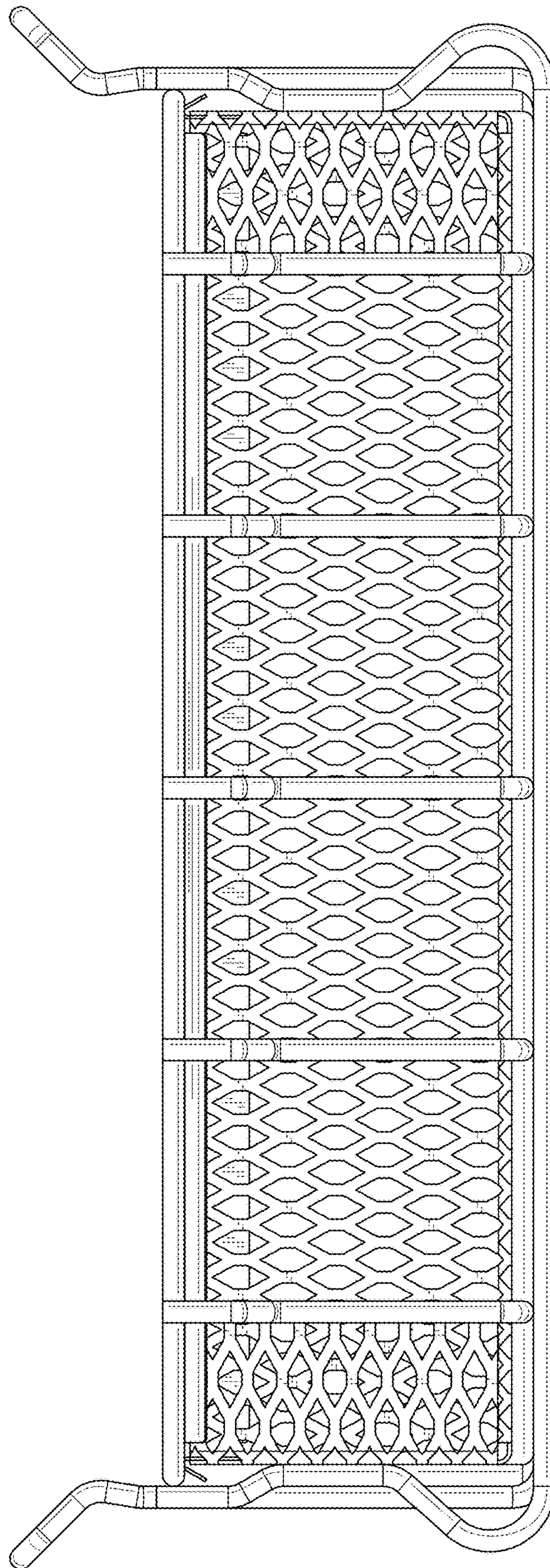


FIG. 5



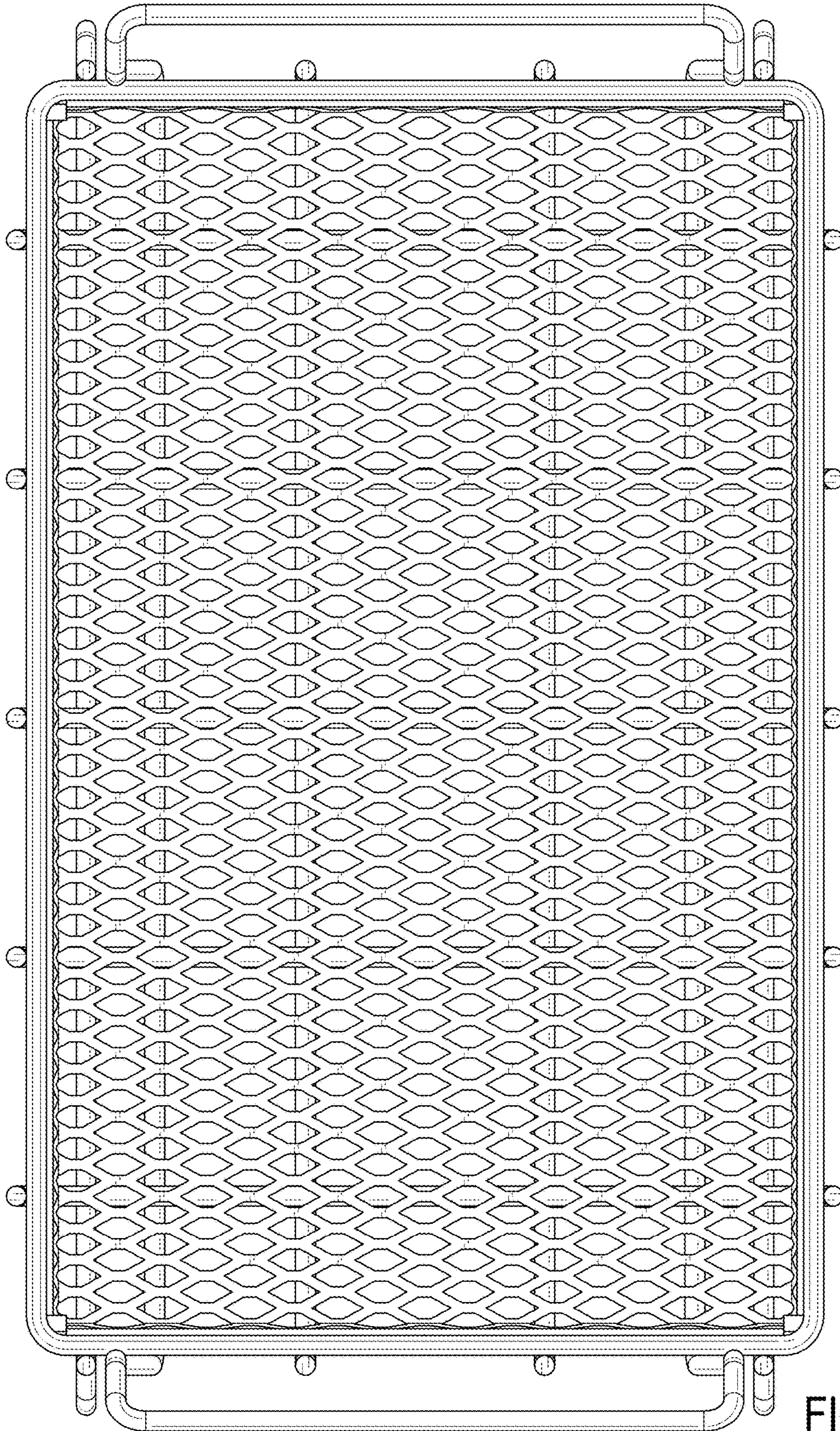


FIG. 6



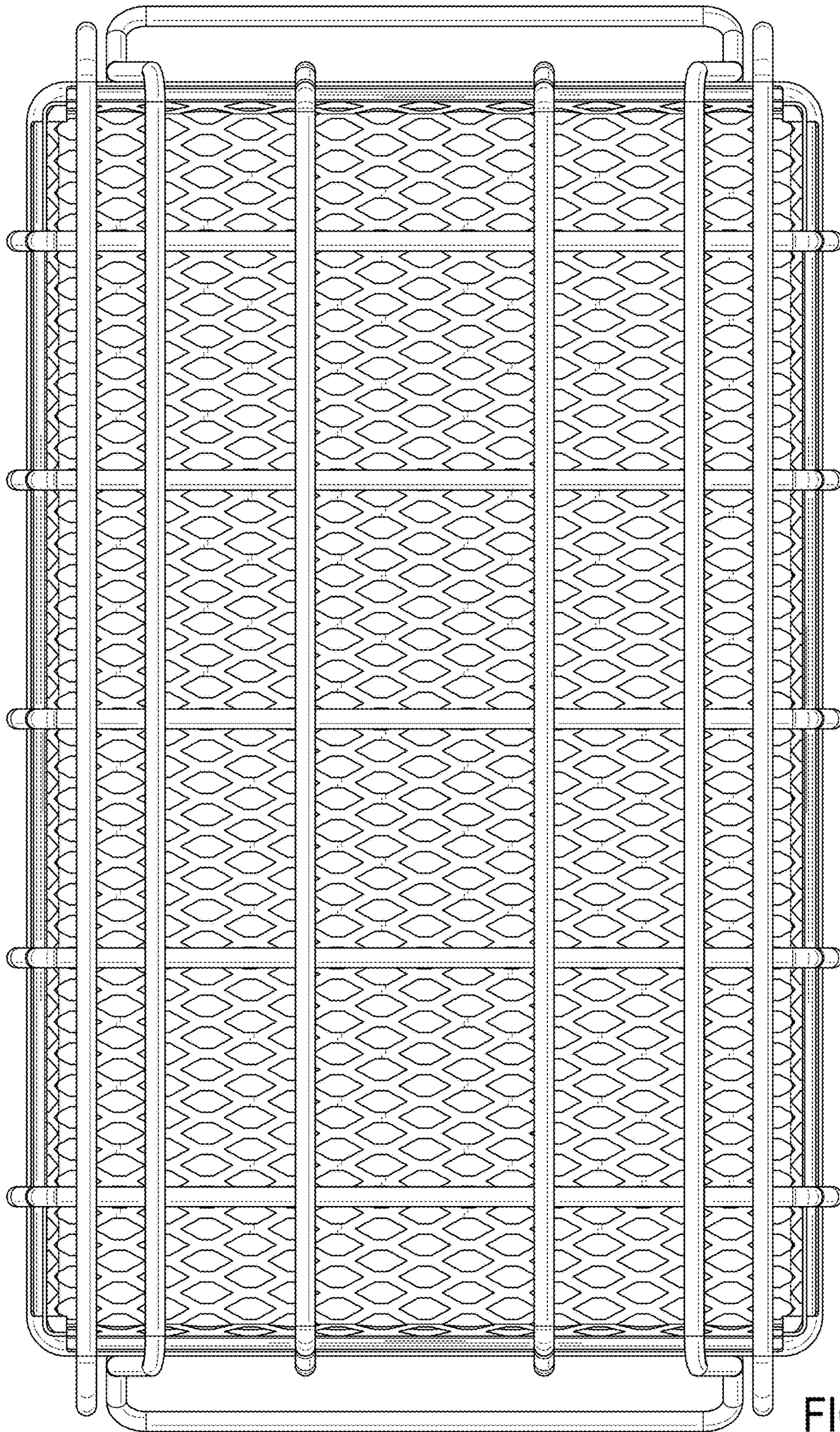


FIG. 7