

US00D860637S

(12) **United States Design Patent** (10) **Patent No.:** **US D860,637 S**  
**Sanders** (45) **Date of Patent:** **\*\* Sep. 24, 2019**

(54) **FOB RING**

(71) Applicant: **John M. Sanders**, Minneapolis, MN  
(US)

(72) Inventor: **John M. Sanders**, Minneapolis, MN  
(US)

(\*\*) Term: **15 Years**

(21) Appl. No.: **29/620,435**

(22) Filed: **Dec. 12, 2016**

(51) **LOC (12) Cl.** ..... **03-01**

(52) **U.S. Cl.**  
USPC ..... **D3/207**

(58) **Field of Classification Search**  
USPC ..... D3/207-212; D8/16, 38, 347, 348;  
70/456 B, 457, 458, 456 R, 408;  
(Continued)

(56) **References Cited**

**U.S. PATENT DOCUMENTS**

D82,802 S 12/1930 Disney  
2,033,296 A 3/1936 Porter  
(Continued)

**OTHER PUBLICATIONS**

DIY Mickey Mouse Perler Bead Bookmarks, Krysanthe.com, First  
Comment dated Mar. 14, 2017 at 11:38 pm, [online], [site visited  
Apr. 12, 2019]. URL: <http://krysanthe.com/diy-mickey-mouse-perler-bead-bookmarks/> (Year: 2017).\*

(Continued)

*Primary Examiner* — T Chase Nelson

*Assistant Examiner* — Jonathan J. Han

(74) *Attorney, Agent, or Firm* — Richard John Bartz

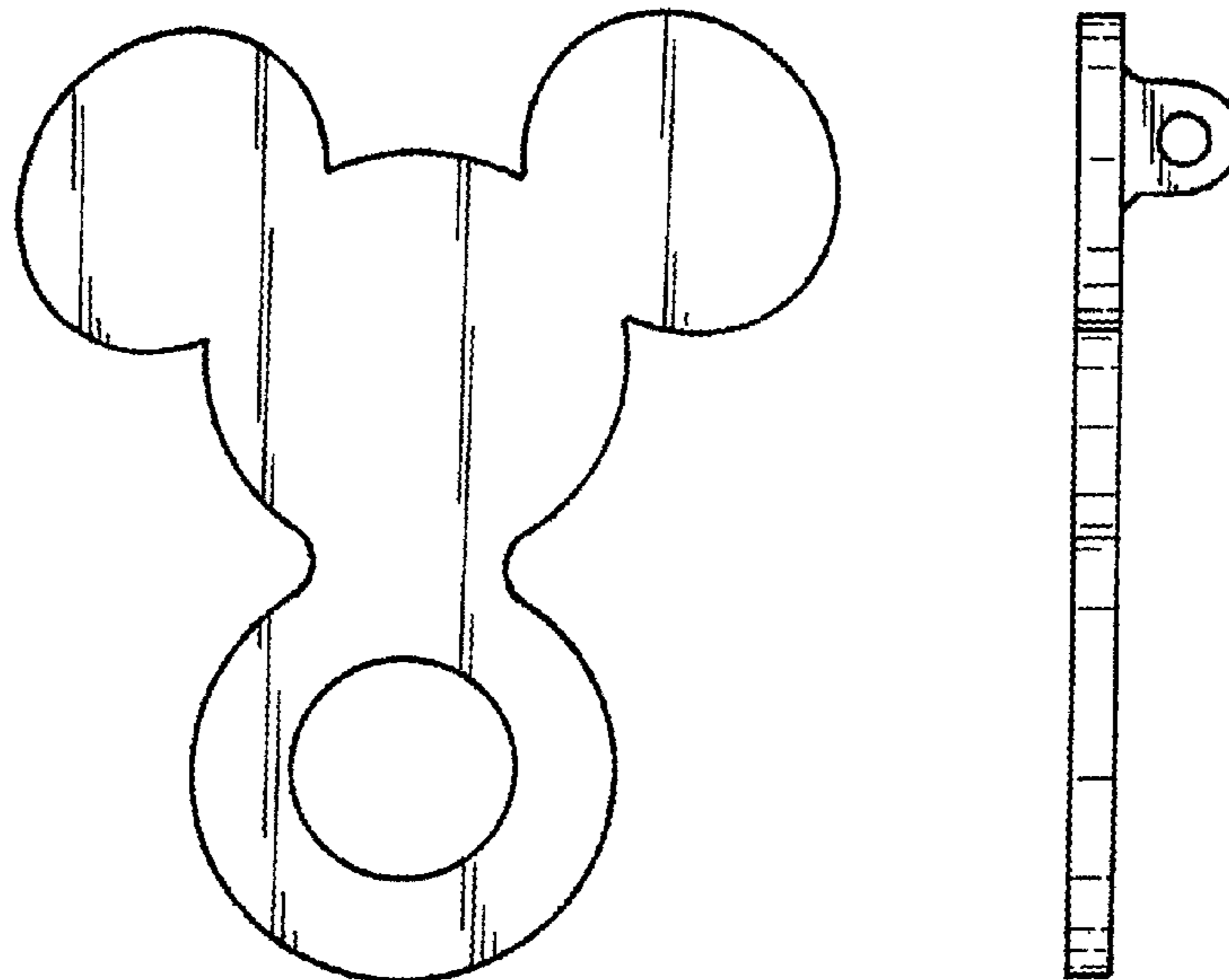
(57) **CLAIM**

The ornamental design of a fob ring, as shown and described.

**DESCRIPTION**

FIG. 1 is a front elevational view of a first embodiment of the fob ring of my new design;  
FIG. 2 is a side elevational view of the left side thereof;  
FIG. 3 is a side elevational view of the right side thereof;  
FIG. 4 is a top plan view thereof;  
FIG. 5 is a bottom plan view thereof;  
FIG. 6 is a back elevational view thereof;  
FIG. 7 is a front elevational view of a second embodiment of the fob ring of my new design;  
FIG. 8 is a side elevational view of the left side of FIG. 7;  
FIG. 9 is a side elevational view of the right side of FIG. 7;  
FIG. 10 is a top plan view of FIG. 7;  
FIG. 11 is a bottom plan view of FIG. 7;  
FIG. 12 is a back elevational view of FIG. 7;  
FIG. 13 is a front elevational view of a third embodiment of the fob ring of my design;  
FIG. 14 is a side elevational view of the left side of FIG. 13;  
FIG. 15 is a side elevational view of the right side of FIG. 13;  
FIG. 16 is a top plan view of FIG. 13;  
FIG. 17 is a bottom plan view of FIG. 13;  
FIG. 18 is a back elevational view of FIG. 13;  
FIG. 19 is a front elevational view of a fourth embodiment of the fob ring of my design;  
FIG. 20 is a side elevational view of the left side of FIG. 19;  
FIG. 21 is a side elevational view of the right side of FIG. 19;  
FIG. 22 is a top plan view of FIG. 19;  
FIG. 23 is a bottom plan view of FIG. 19; and,  
FIG. 24 is a back elevational view of FIG. 19.

**1 Claim, 8 Drawing Sheets**



(58) **Field of Classification Search**

USPC ..... 206/37.1, 37; D14/434, 435, 435.1, 436,  
 D14/439, 480.3, 480.1, 480.5, 480.7, 496;  
 D24/174, 173, 480.3; 24/706.2, 709.9,  
 24/3.6; D11/1-2, 14, 26-29, 89-92, 44,  
 D11/48, 81, 99, 202; 63/26-28, 32;  
 D21/576, 593, 594, 604, 605, 606, 609,  
 D21/610, 611, 659, 660, 656, 658;  
 D10/104; D13/168  
 CPC ..... H04B 1/034; F04B 15/00; E05B 19/04  
 See application file for complete search history.

(56) **References Cited**

U.S. PATENT DOCUMENTS

D250,023 S \* 10/1978 Perkins ..... 379/434  
 D255,968 S \* 7/1980 Shack ..... D7/551.3  
 D306,071 S 2/1990 Klitsner  
 D311,817 S \* 11/1990 Bernier ..... D3/210  
 5,154,073 A \* 10/1992 Huang ..... A44B 15/00  
 206/37.5  
 D373,899 S 9/1996 Huang  
 D375,484 S \* 11/1996 Leifer ..... D14/403  
 D394,545 S \* 5/1998 MacDonald ..... D3/207  
 5,755,127 A \* 5/1998 Huang ..... A44B 15/002  
 70/456 R  
 D425,641 S \* 5/2000 Miller ..... D26/26  
 D430,890 S \* 9/2000 Cohen ..... D17/22  
 D431,341 S \* 9/2000 DiPaolo ..... D3/208  
 D431,466 S 10/2000 Wang  
 D435,864 S 1/2001 Cohen  
 D442,363 S \* 5/2001 Magid ..... D3/208  
 D442,448 S \* 5/2001 Kelleghan ..... D3/211  
 D447,332 S \* 9/2001 Pisarevsky ..... D3/207  
 D467,393 S \* 12/2002 Warden ..... D30/155  
 D473,769 S \* 4/2003 Kelleghan ..... D8/18  
 D483,998 S \* 12/2003 Bulcher ..... D7/553.1  
 D489,095 S \* 4/2004 Anderson ..... D19/86  
 D489,256 S 5/2004 Kelleghan  
 D491,465 S 6/2004 Kelleghan  
 6,837,472 B1 1/2005 Beutz

D504,223 S \* 4/2005 Tamburri ..... D3/211  
 D508,768 S \* 8/2005 Safdieh ..... D21/617  
 D509,353 S \* 9/2005 Billings ..... D3/211  
 D519,509 S \* 4/2006 Heatherly ..... D14/403  
 D564,351 S 3/2008 Leclerc  
 D569,241 S 5/2008 O'Neill  
 D581,830 S \* 12/2008 Slabaugh ..... D11/121  
 D604,030 S 11/2009 Downing et al.  
 D625,183 S 10/2010 Bartsch et al.  
 D626,409 S 11/2010 Hooley  
 D636,134 S \* 4/2011 Spurgeon ..... D30/161  
 D669,316 S \* 10/2012 Sanders ..... D24/197  
 D682,042 S 5/2013 Sanders  
 D684,015 S 6/2013 Sanders  
 D685,282 S \* 7/2013 Katoh ..... D11/1  
 D685,283 S \* 7/2013 Katoh ..... D11/1  
 D688,530 S 8/2013 Sanders  
 D690,561 S 10/2013 Sanders  
 D695,573 S 12/2013 Sanders  
 D723,388 S 3/2015 Sanders  
 D748,922 S \* 2/2016 Crumb ..... D5/65  
 D778,594 S \* 2/2017 Sanders ..... D3/207  
 D796,952 S \* 9/2017 Katopis ..... D9/438  
 D811,622 S \* 2/2018 Flood ..... D25/113

OTHER PUBLICATIONS

Creative Mickey Mouse head USB flash drive 16G 32G 64G 8G pen drive metal cartoon memory stick U disk, CheapnDaily.com, Jun. 23, 2017, [online], [site visited Apr. 12, 2019]. URL: <http://cheapndaily.com/top/creative-mickey-mouse-head-usb-flash-drive-16g-32g-64g-8g-pen-drive-metal-cartoon-memory-stick-u> (Year: 2017).\*

Pandora Disney Mickey Mouse Silhouette Ring, SwagUK.co.uk, [online], [site visited Apr. 12, 2019]. URL: <https://www.swaguk.co.uk/pandora/disney-collection/pandora-197508-disney-mickey-mouse-silhouette-ring> (Year: 2019).\*

Head Keyring + Disney, ShopMelissa.com, [online], [site visited Apr. 12, 2019]. URL: <https://shopmelissa.com/34158-head-keyring-disney#272=1391> (Year: 2019).\*

\* cited by examiner




FIG. 1

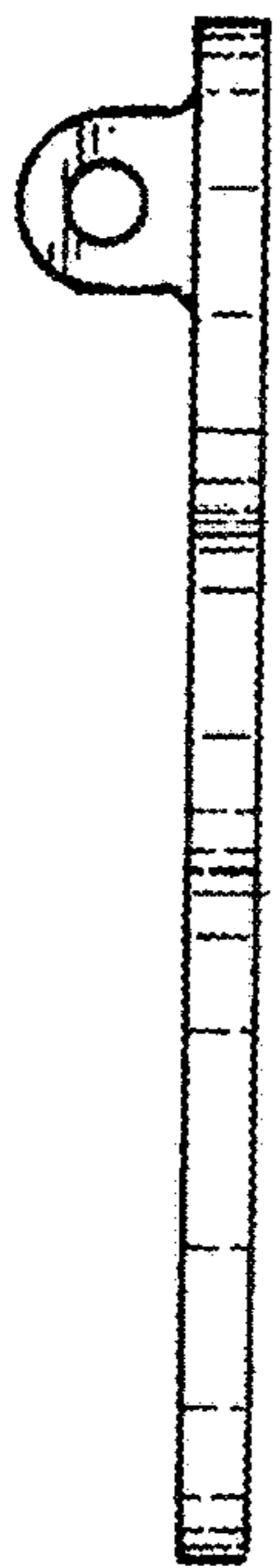


FIG. 2

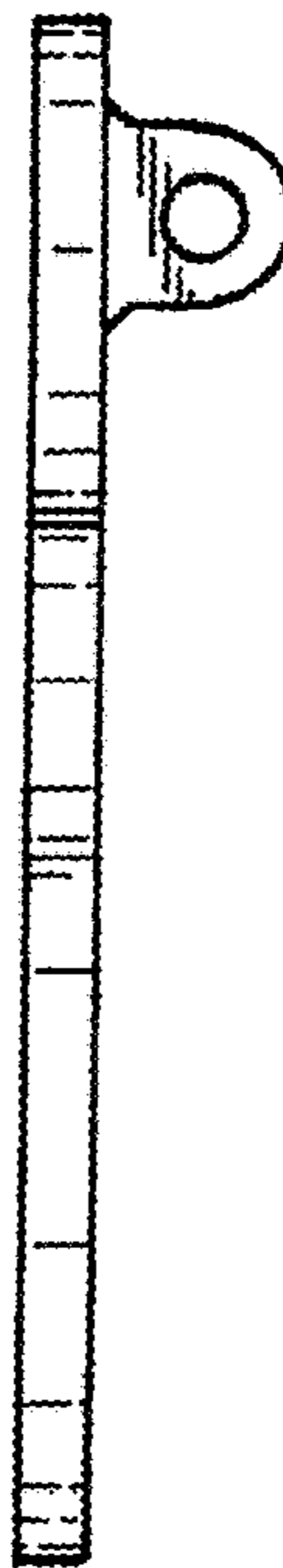


FIG. 3




FIG. 4

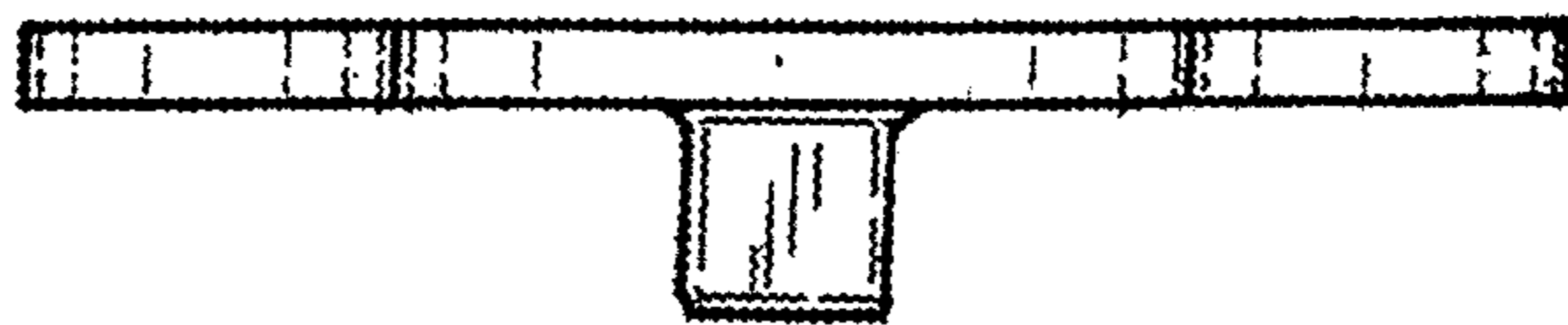


FIG. 5




FIG. 6




FIG. 7

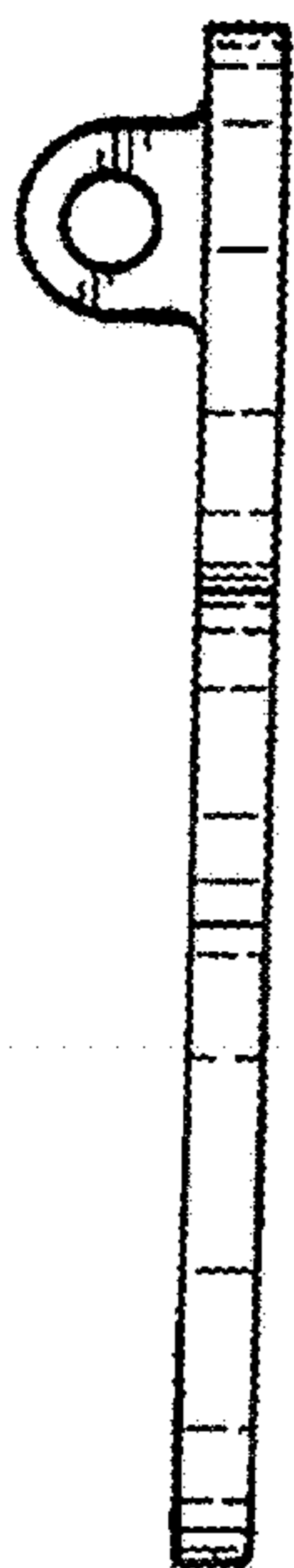


FIG. 8

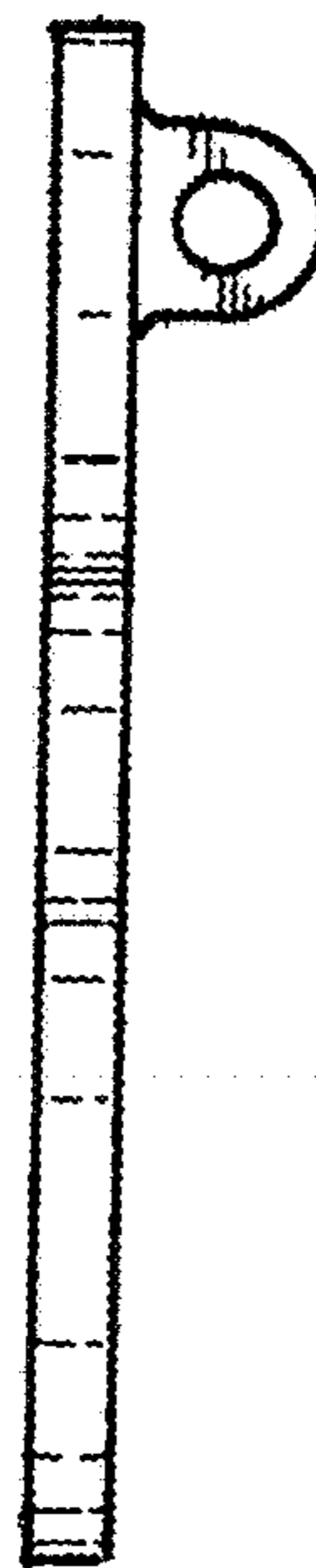


FIG. 9

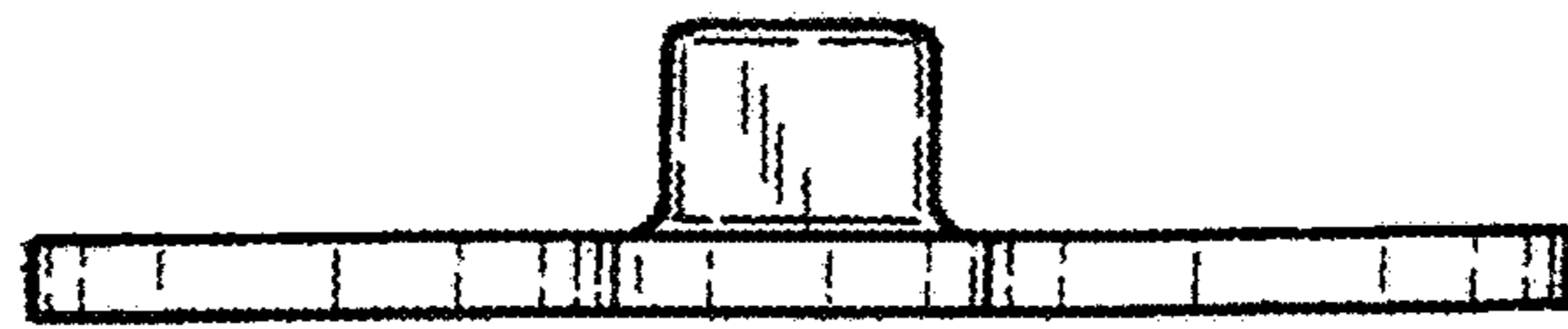


FIG. 10

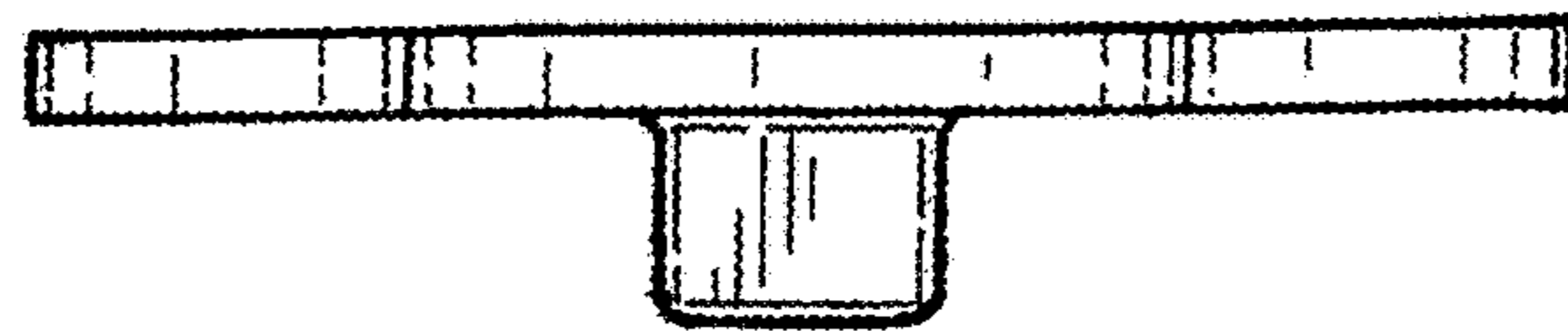


FIG. 11

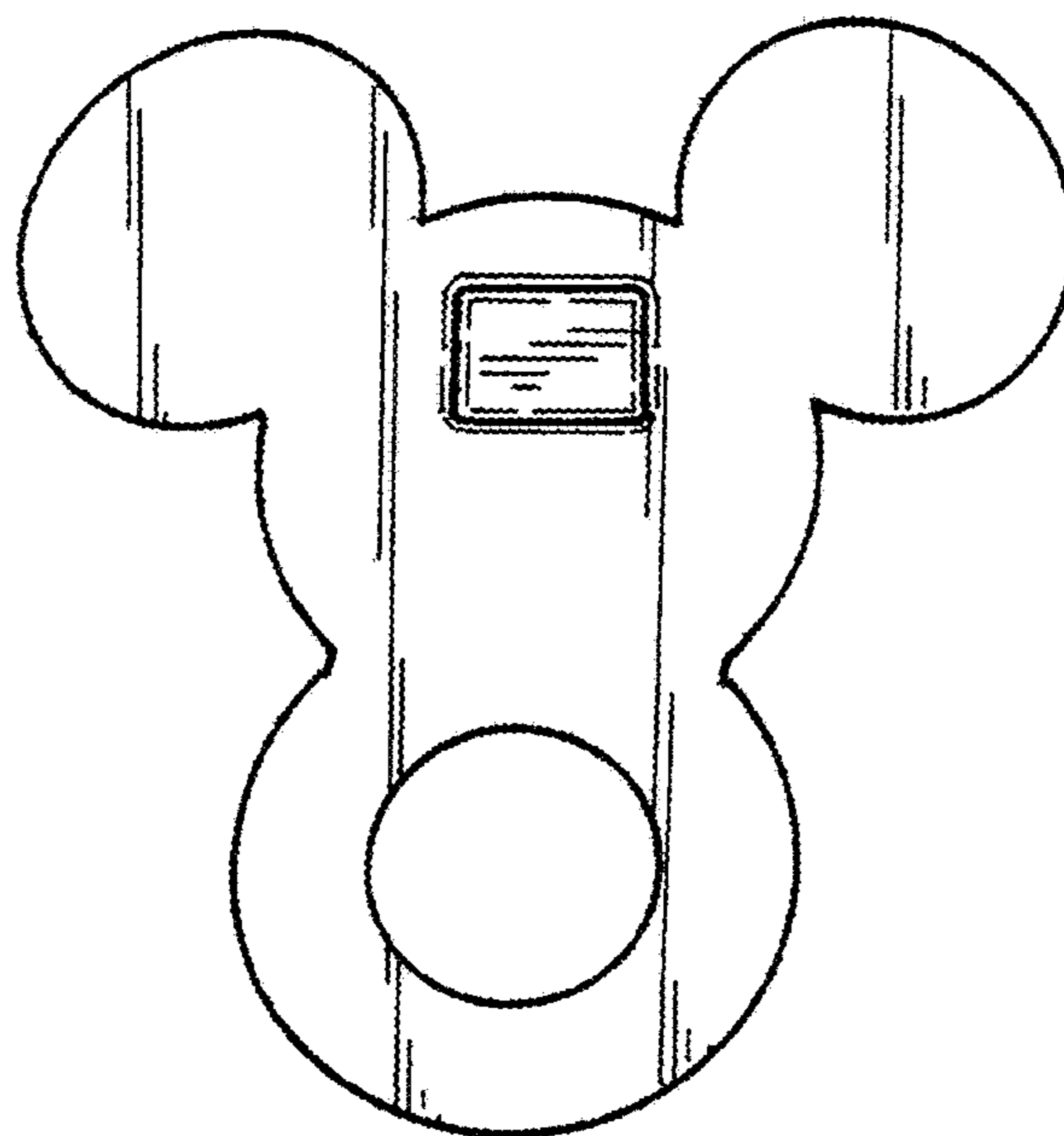


FIG. 12




FIG. 13

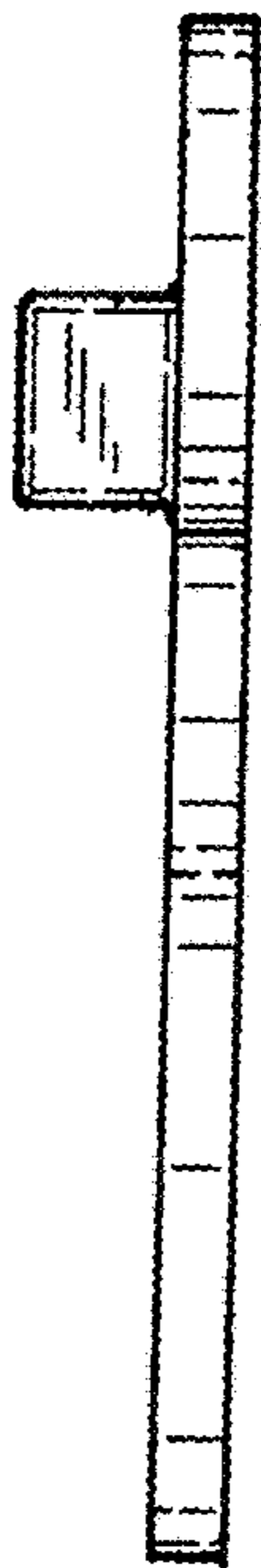


FIG. 14

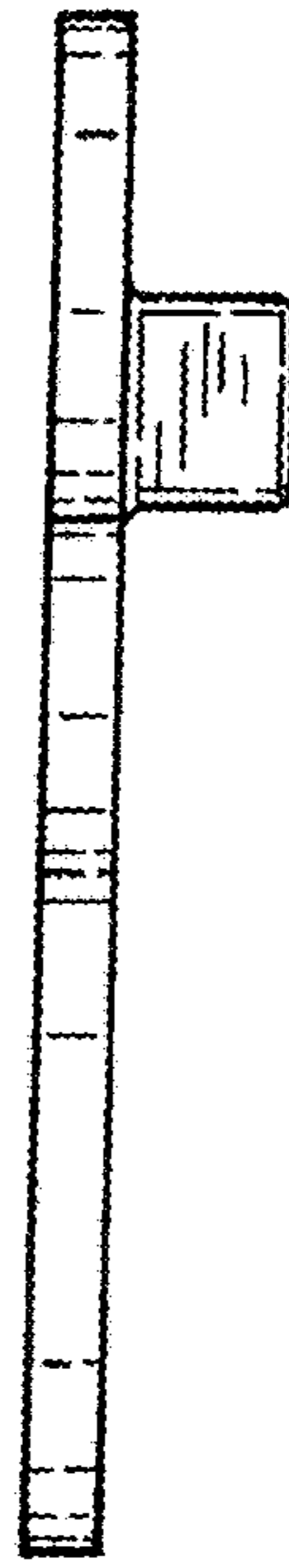


FIG. 15




FIG. 16

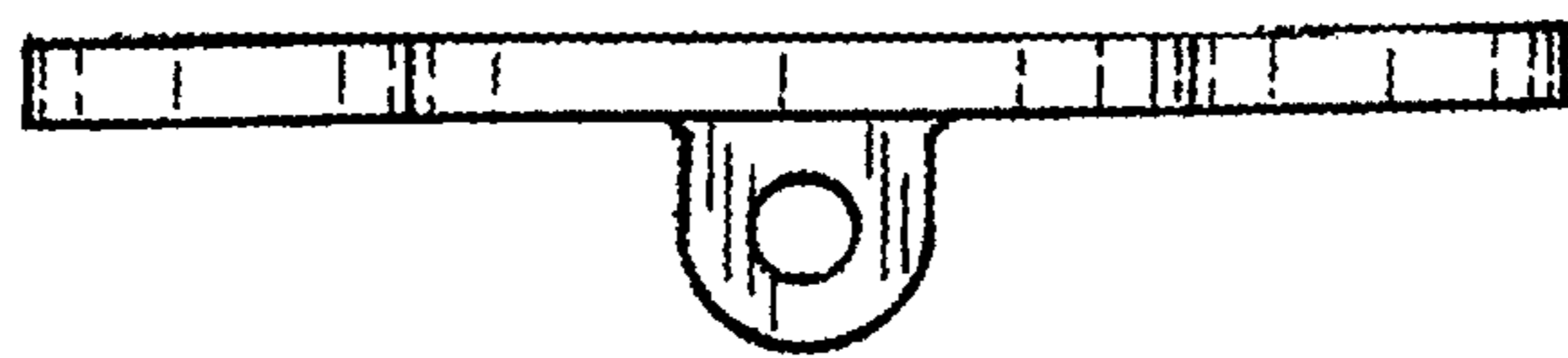


FIG. 17

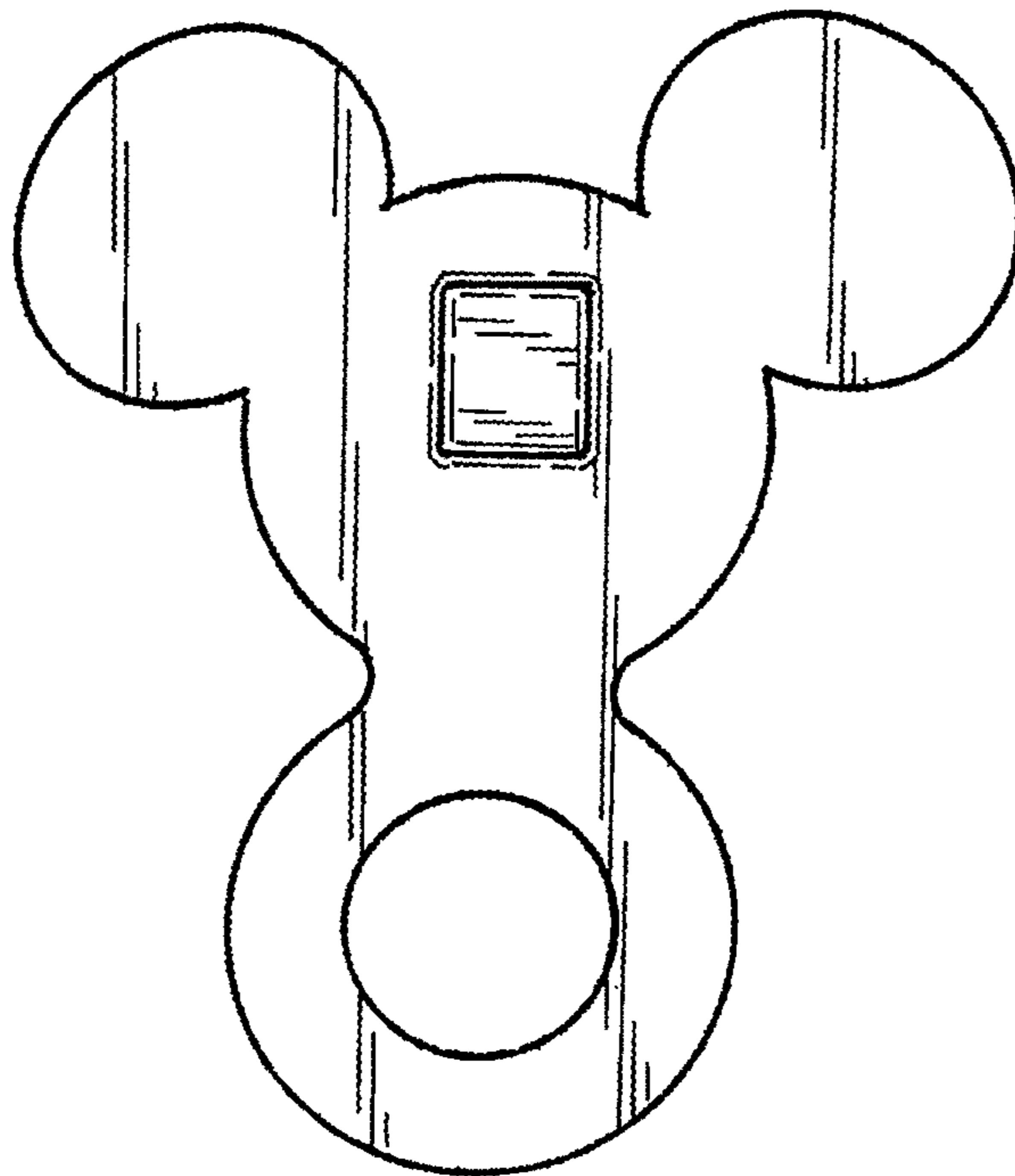


FIG. 18






FIG. 19

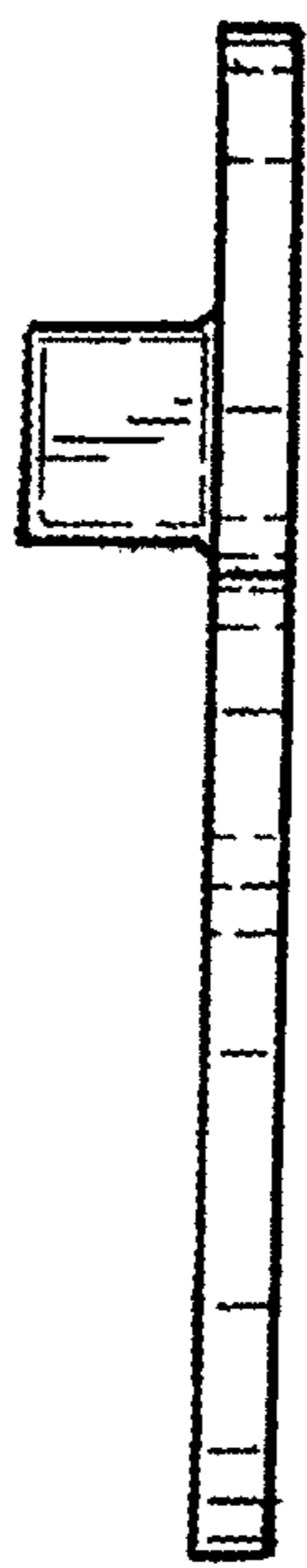


FIG. 20




FIG. 21




FIG. 22

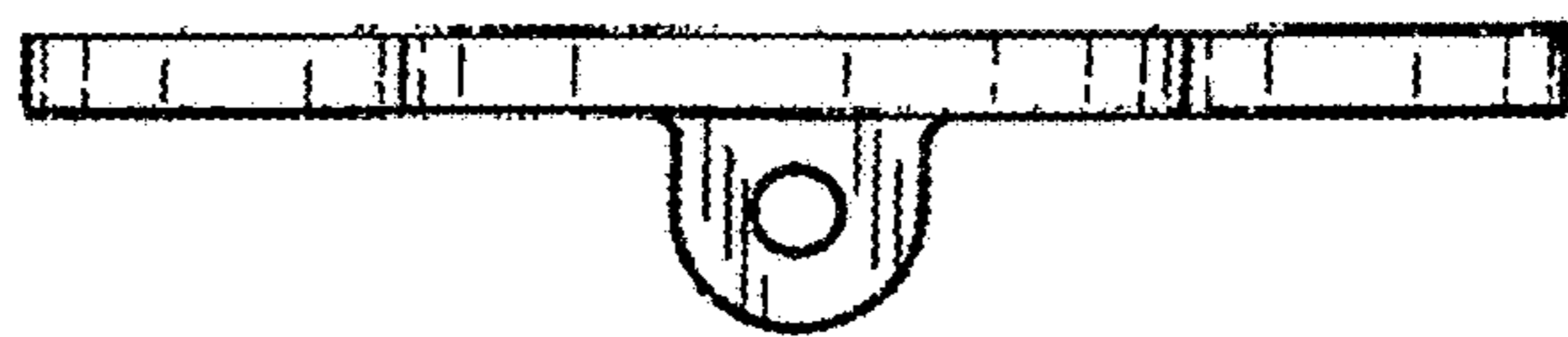


FIG. 23

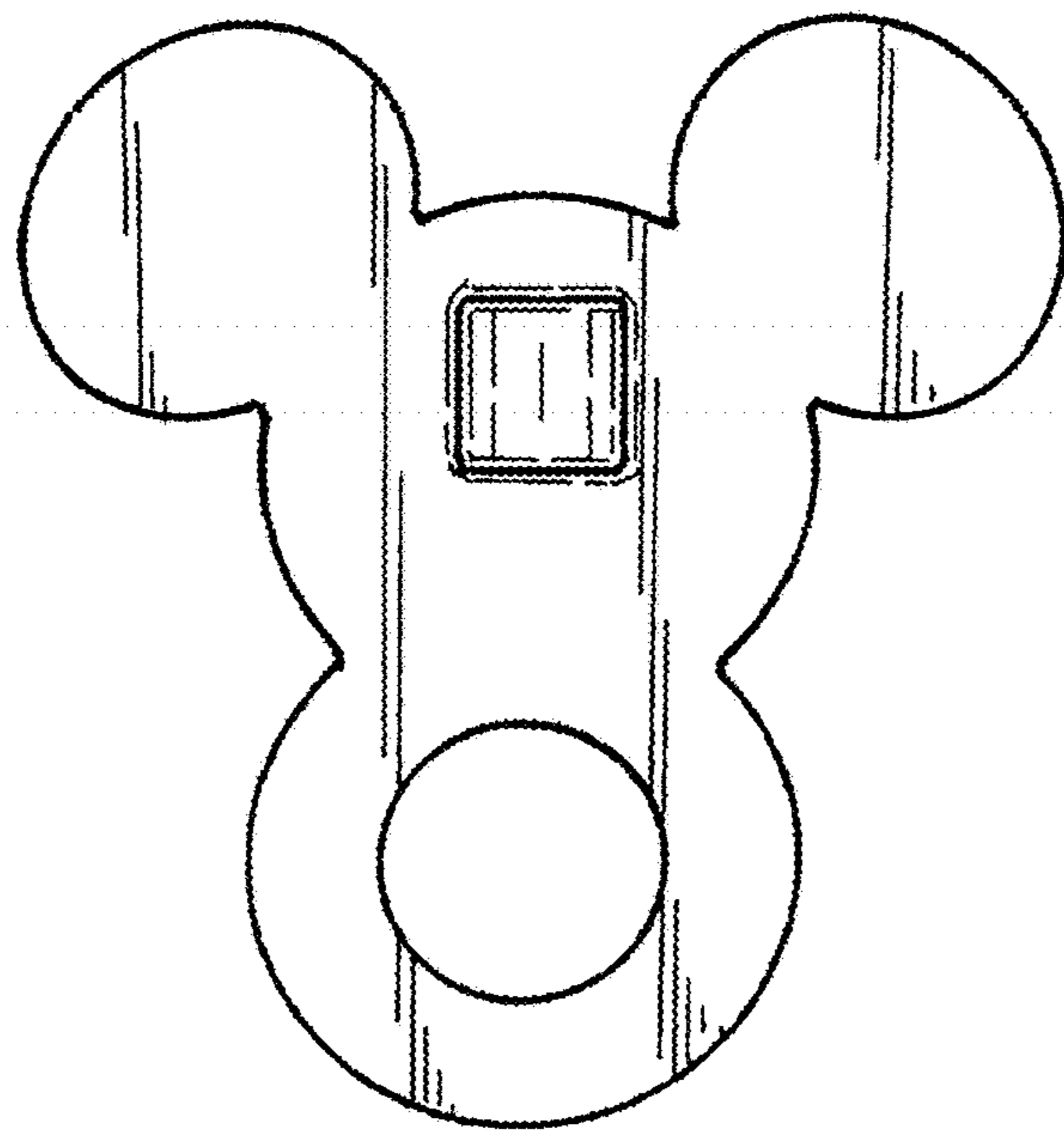


FIG. 24