

US00D860616S

(12) **United States Design Patent**
Cran

(10) **Patent No.:** **US D860,616 S**

(45) **Date of Patent:** **** Sep. 24, 2019**

- (54) **INSOLE**
- (71) Applicant: **DFO Global Performance Commerce Limited**, Richmond (CA)
- (72) Inventor: **Bruce Cran**, Richmond (CA)
- (73) Assignee: **DFO Global Performance Commerce Limited**, Richmond, British Columbia (CA)
- (**) Term: **15 Years**
- (21) Appl. No.: **29/649,265**
- (22) Filed: **May 29, 2018**
- (51) **LOC (12) Cl.** **02-04**
- (52) **U.S. Cl.**
USPC **D2/961**
- (58) **Field of Classification Search**
USPC D2/896, 914, 946, 947, 951, 954, 955,
D2/956, 961, 976
CPC A43B 7/14; A43B 7/1405; A43B 7/141;
A43B 7/1415; A43B 7/142; A43B
7/1425; A43B 7/143; A43B 7/1435; A43B
7/144; A43B 7/1445; A43B 7/145; A43B
7/1455; A43B 7/1475; A43B 7/148; A43B
7/1485
See application file for complete search history.

- D529,698 S * 10/2006 Hikade D2/961
- D548,934 S * 8/2007 Choi D2/954
- D576,396 S * 9/2008 Wolff D2/946
- D576,780 S * 9/2008 Jolicoeur D2/946
- D591,494 S * 5/2009 Jolicoeur D2/961
- 7,703,219 B2 * 4/2010 Beck A43B 17/08
36/147
- D626,321 S * 11/2010 Cagner D2/954
- D641,142 S * 7/2011 Lindseth D2/916
- D651,788 S * 1/2012 Raysse D2/951
- D657,543 S * 4/2012 Bove D2/954
- D659,366 S * 5/2012 Madvin D2/954
- D698,137 S * 1/2014 Carr D2/954
- D738,082 S * 9/2015 Ho D2/961
- D771,364 S * 11/2016 Nester D2/961
- D771,365 S * 11/2016 Nester D2/961
- D773,792 S * 12/2016 Nester D2/961
- D776,414 S * 1/2017 Qin D2/961
- D808,142 S * 1/2018 Yang D2/961
- D819,317 S * 6/2018 Wurtz D2/961
- D824,649 S * 8/2018 Southernwood D2/961
- D827,271 S * 9/2018 Yang D2/961
- D827,272 S * 9/2018 Yang D2/961
- D827,273 S * 9/2018 Southernwood D2/961

(Continued)

Primary Examiner — Elizabeth J Oswecki
(74) Attorney, Agent, or Firm — McCarthy Tétrault LLP

(57) **CLAIM**

The ornamental design for an insole, as shown and described.

DESCRIPTION

FIG. 1 is a top perspective view of an insole, showing my new design;
FIG. 2 is a front view thereof;
FIG. 3 is a rear view thereof;
FIG. 4 is a right side view thereof;
FIG. 5 is a left side view thereof;
FIG. 6 is a top view thereof; and,
FIG. 7 is a bottom view thereof.

1 Claim, 5 Drawing Sheets

(56) **References Cited**

U.S. PATENT DOCUMENTS

- 1,926,283 A * 9/1933 Herbert A43B 17/102
36/44
- D315,634 S * 3/1991 Yung-Mao D2/954
- 5,042,175 A * 8/1991 Ronen A43B 13/182
36/15
- D336,977 S * 7/1993 Sensi D2/954
- D373,013 S * 8/1996 Rosetta D2/961
- D474,879 S * 5/2003 Nason D2/954
- D495,861 S * 9/2004 Georgiou D2/947



(56)

References Cited

U.S. PATENT DOCUMENTS

D827,999	S *	9/2018	Yang	D2/961
D833,129	S *	11/2018	Fudalik	D2/954
D833,132	S *	11/2018	Yang	D2/961
10,188,172	B1 *	1/2019	Wurtz	A43B 17/14
D844,957	S *	4/2019	Martinez	D2/954
2004/0168354	A1 *	9/2004	Nguyen	A43B 7/147 36/43
2005/0049533	A1 *	3/2005	Beiruti	A43B 7/142 601/118

* cited by examiner

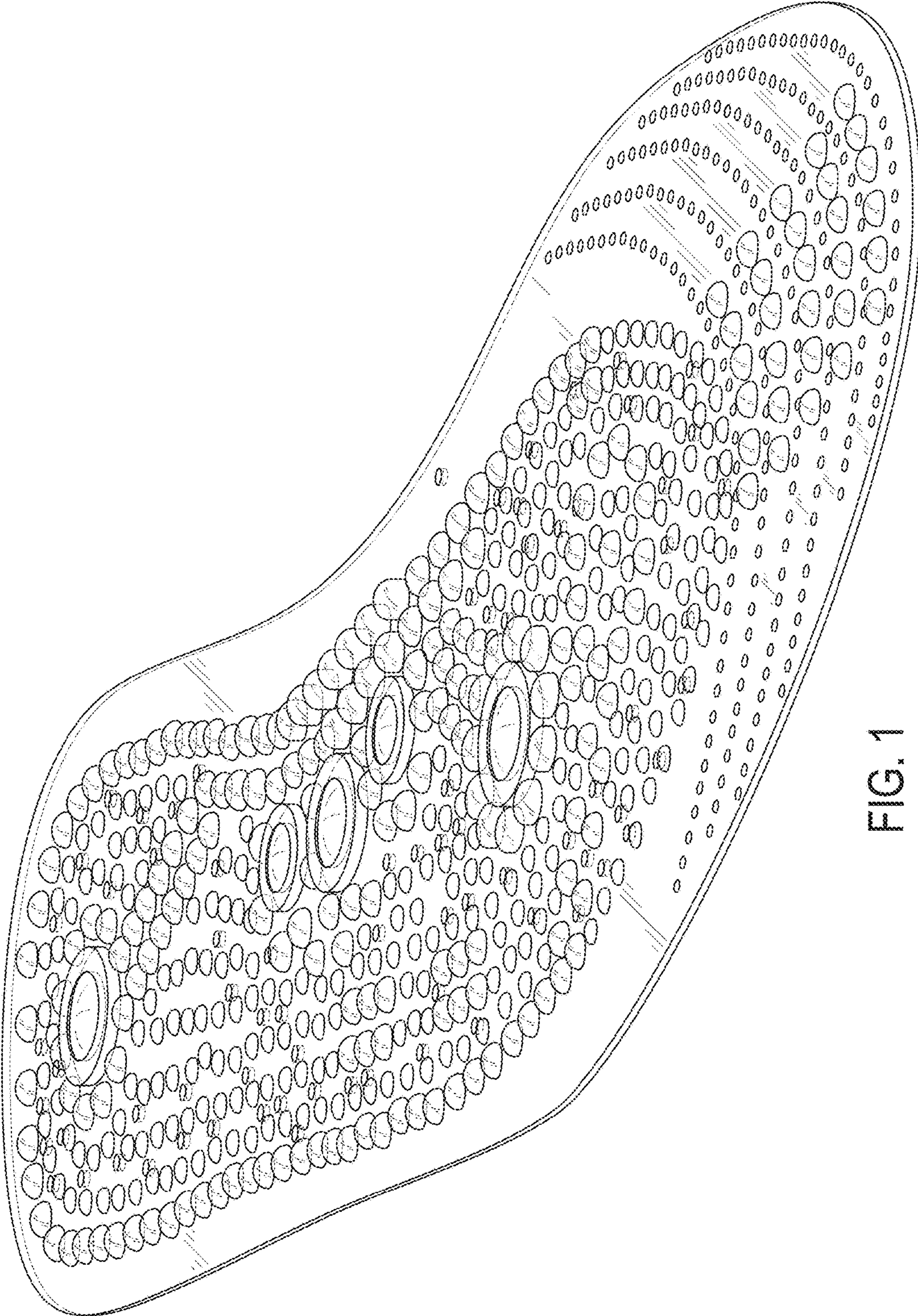


FIG. 1



FIG. 2




FIG. 3




FIG. 4



FIG. 5

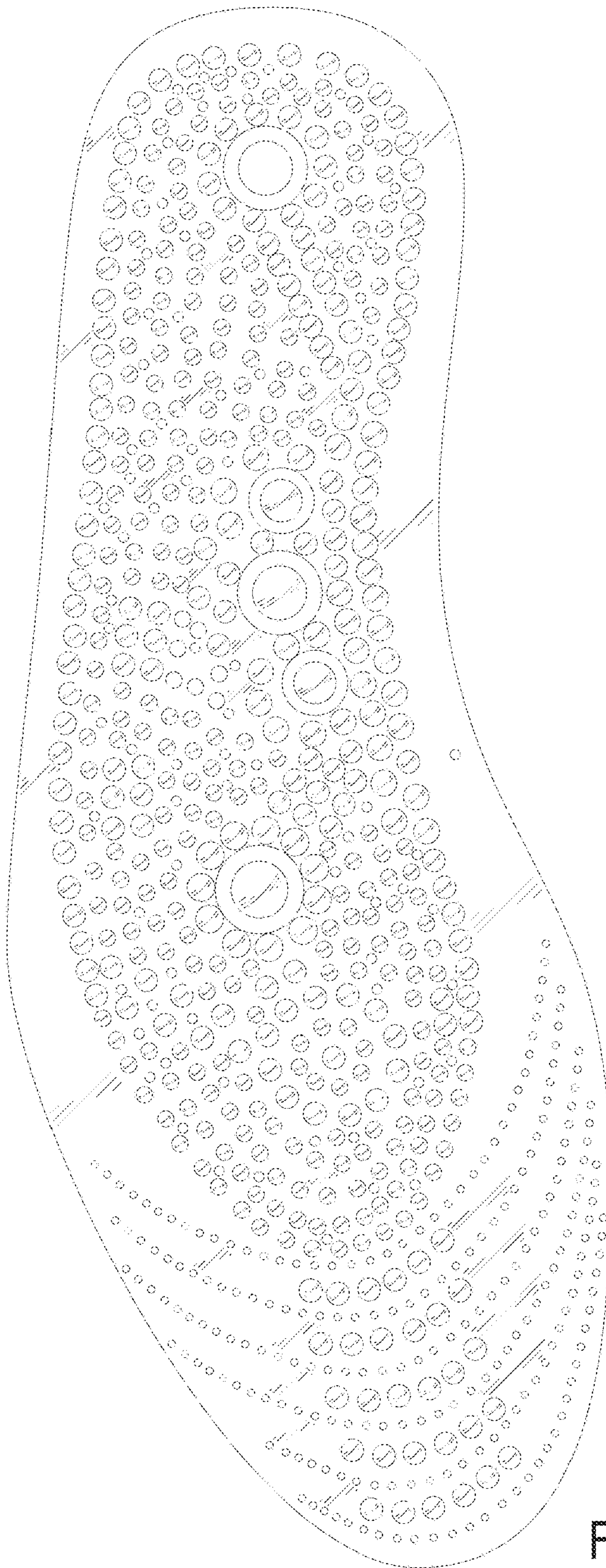


FIG. 6

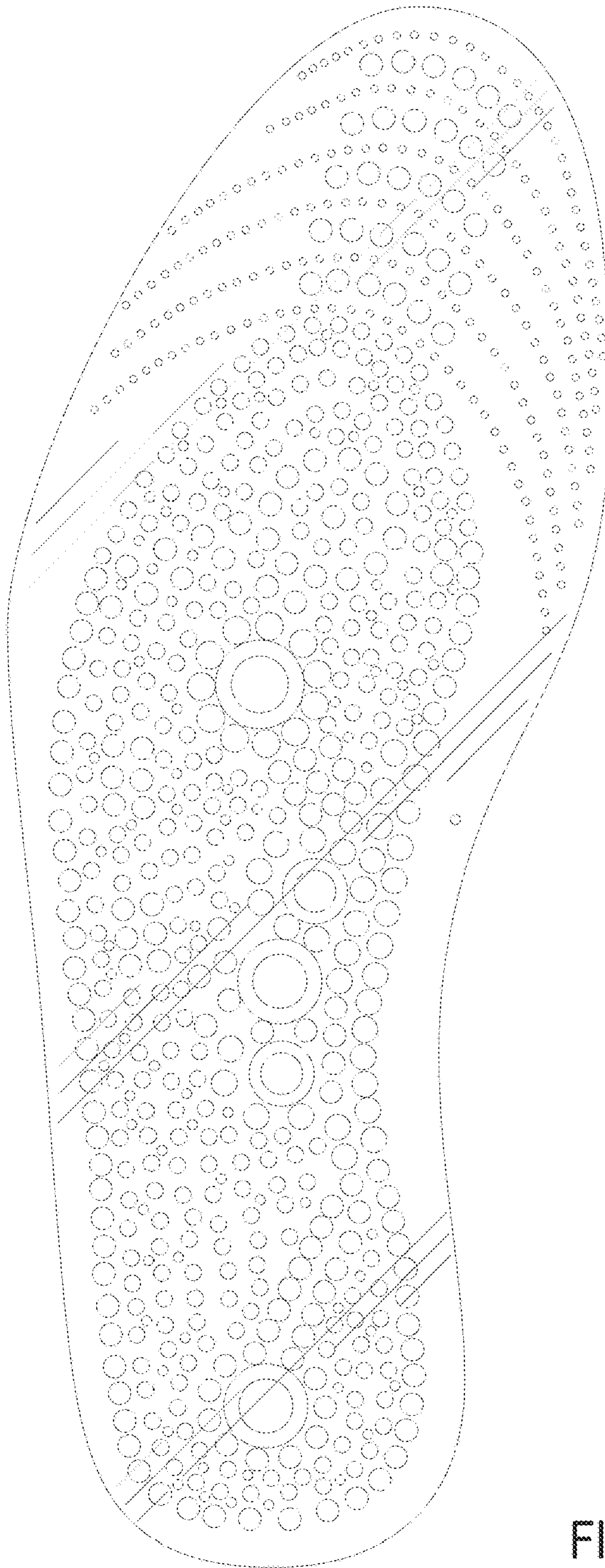


FIG. 7