

US00D860590S

(12) **United States Design Patent** (10) **Patent No.:** **US D860,590 S**
Lomax (45) **Date of Patent:** **** Sep. 24, 2019**

- (54) **LOWER BODY GARMENT**
- (71) Applicant: **NIKE, Inc.**, Beaverton, OR (US)
- (72) Inventor: **Jessica A. Lomax**, Portland, OR (US)
- (73) Assignee: **NIKE, Inc.**, Beaverton, OR (US)
- (**) Term: **15 Years**
- (21) Appl. No.: **29/598,387**
- (22) Filed: **Mar. 24, 2017**
- (51) **LOC (12) Cl.** **02-02**
- (52) **U.S. Cl.**
USPC **D2/742**
- (58) **Field of Classification Search**
USPC D2/712, 714, 738, 742, 743, 745, 748,
D2/983
CPC A41D 1/06; A41D 1/062; A41D 1/065;
A41D 1/067; A41D 1/08; A41D 1/089;
A41D 17/02; A41B 9/08; A41B 11/14;
A61F 13/496
See application file for complete search history.

- (56) **References Cited**
U.S. PATENT DOCUMENTS
2,425,479 A * 8/1947 Le Blane A41F 11/16
2/240
6,079,050 A * 6/2000 Hooper-Jackson A41B 9/12
2/78.1
D561,979 S * 2/2008 Eichelberger D2/742
D566,378 S * 4/2008 St-Germain D2/742
D750,348 S * 3/2016 Hammer D2/742

D780,405 S *	3/2017	Wenzel	D2/742
D781,529 S *	3/2017	Darmour	D2/742
D791,446 S *	7/2017	Darmour	D2/853
D809,742 S *	2/2018	Staub	D2/731
D825,889 S *	8/2018	Mong	D2/731
D836,883 S *	1/2019	Vorel	D2/731
D836,884 S *	1/2019	McIver	D2/731
2014/0075656 A1 *	3/2014	Chang	A41D 13/0015 2/455

* cited by examiner

Primary Examiner — R. Johnson

(74) Attorney, Agent, or Firm — Shook, Hardy and Bacon L.L.P.

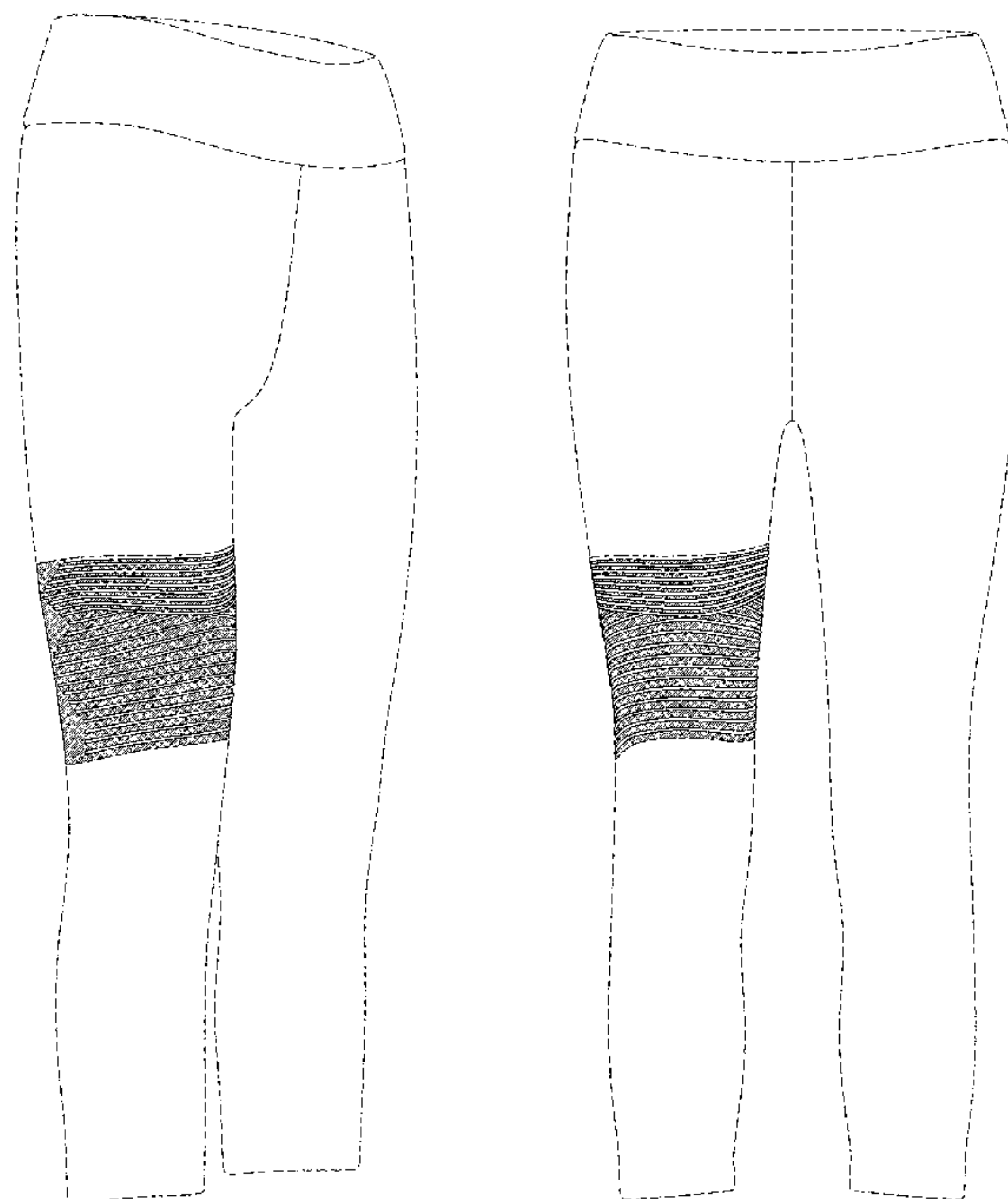
(57) **CLAIM**

The ornamental design for a lower body garment, as shown and described.

DESCRIPTION

FIG. 1 is a front perspective view of a lower body garment showing my new design;
 FIG. 2 is a front view thereof;
 FIG. 3 is a first side view thereof;
 FIG. 4 is a second side view thereof;
 FIG. 5 is a rear view thereof; and,
 FIG. 6 is a magnified view of the area indicated in FIG. 3.
 The long and short broken lines are unclaimed boundaries of the claimed design. It is understood that the claimed design extends to these boundaries but does not include the boundaries.
 The even-length broken lines shown in the drawings are directed to environment and form no part of the claimed design.

1 Claim, 5 Drawing Sheets



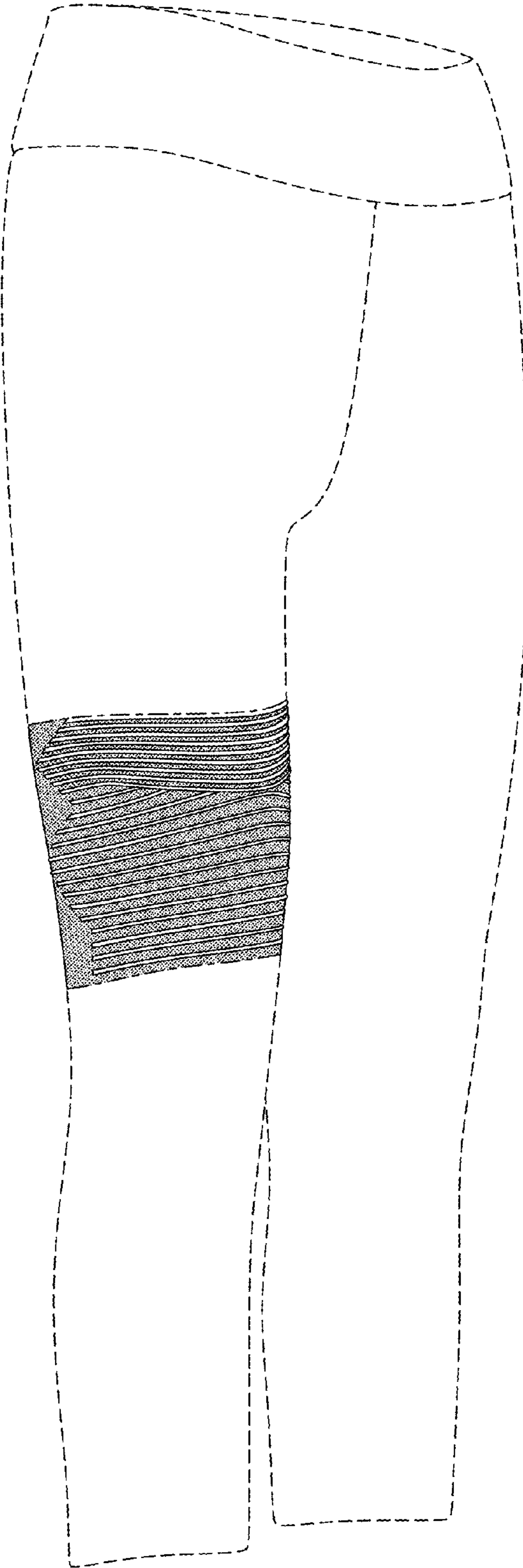


FIG. 1

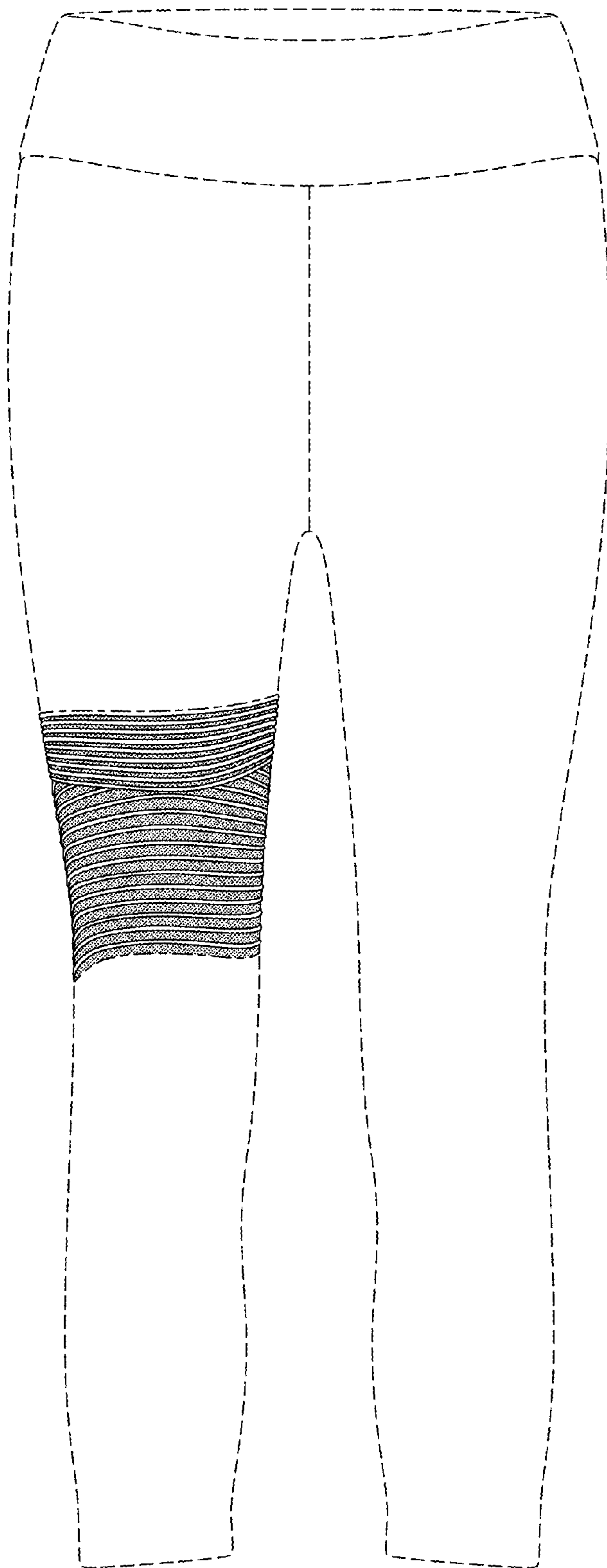


FIG. 2

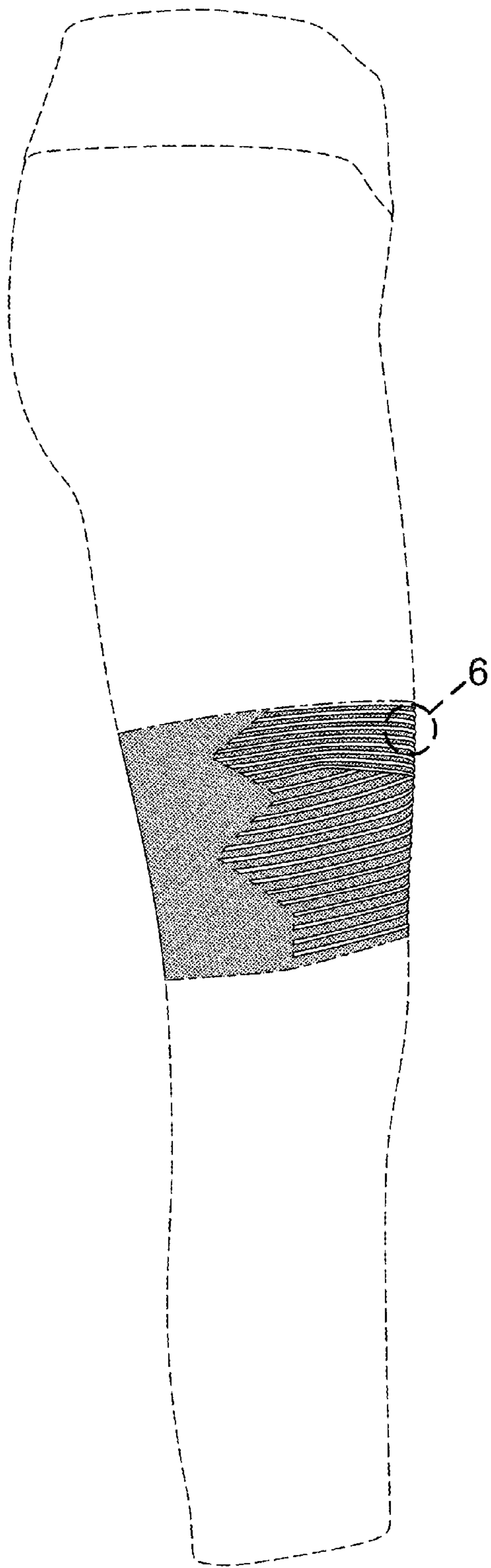


FIG. 3

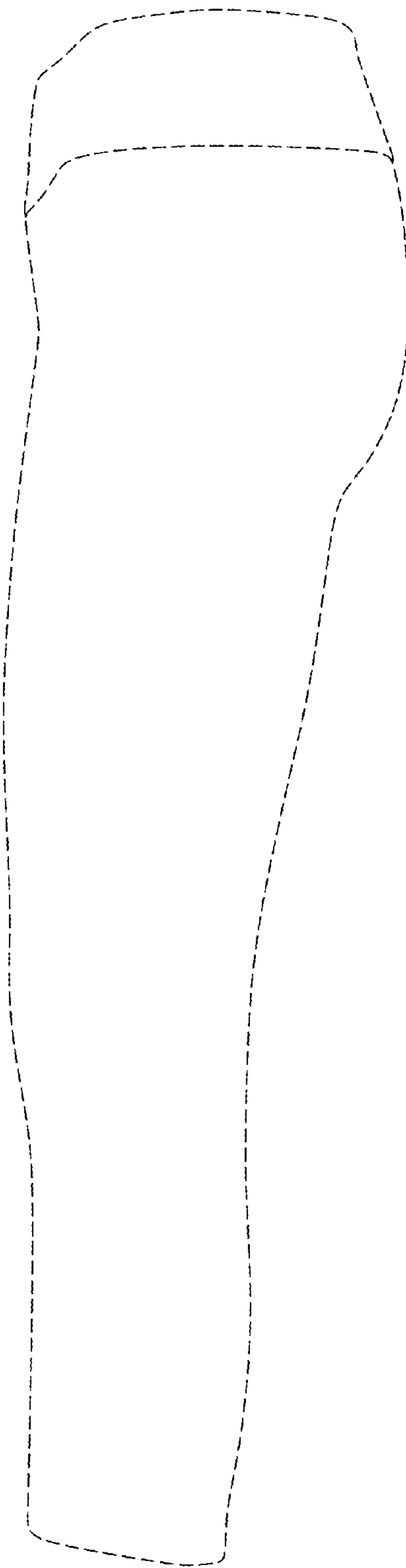


FIG. 4

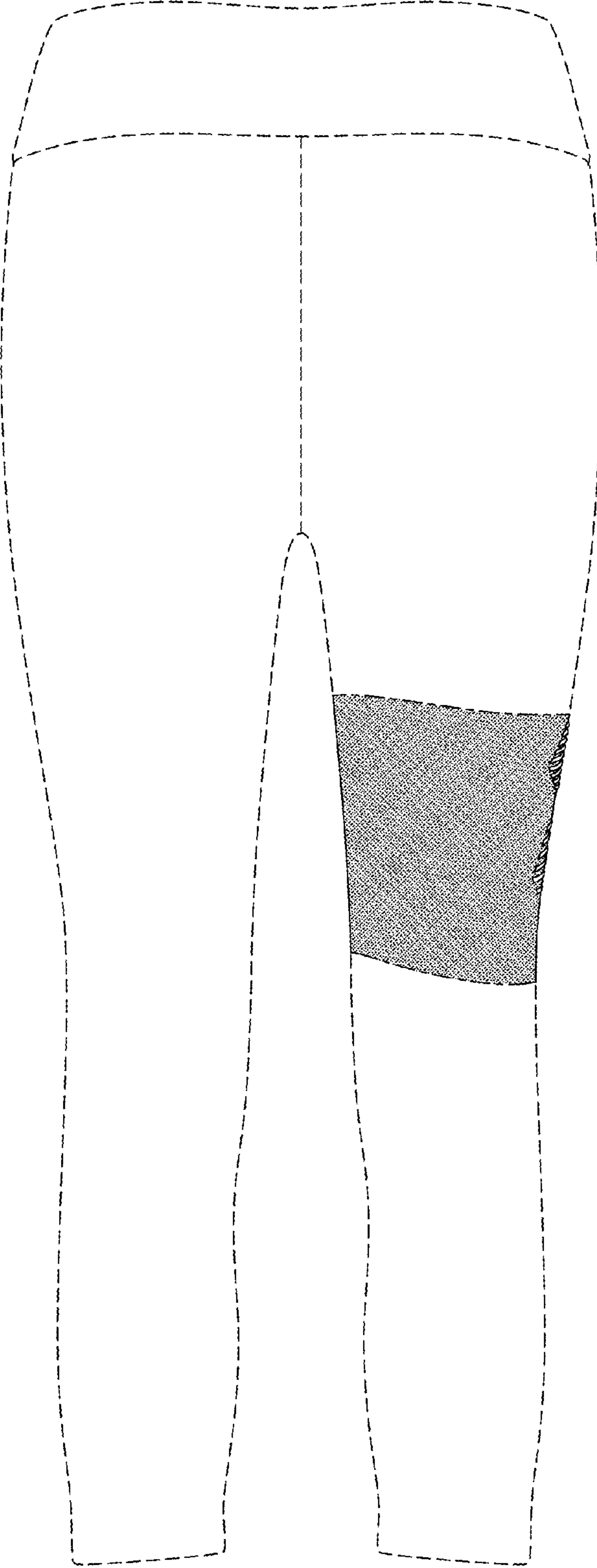


FIG. 5

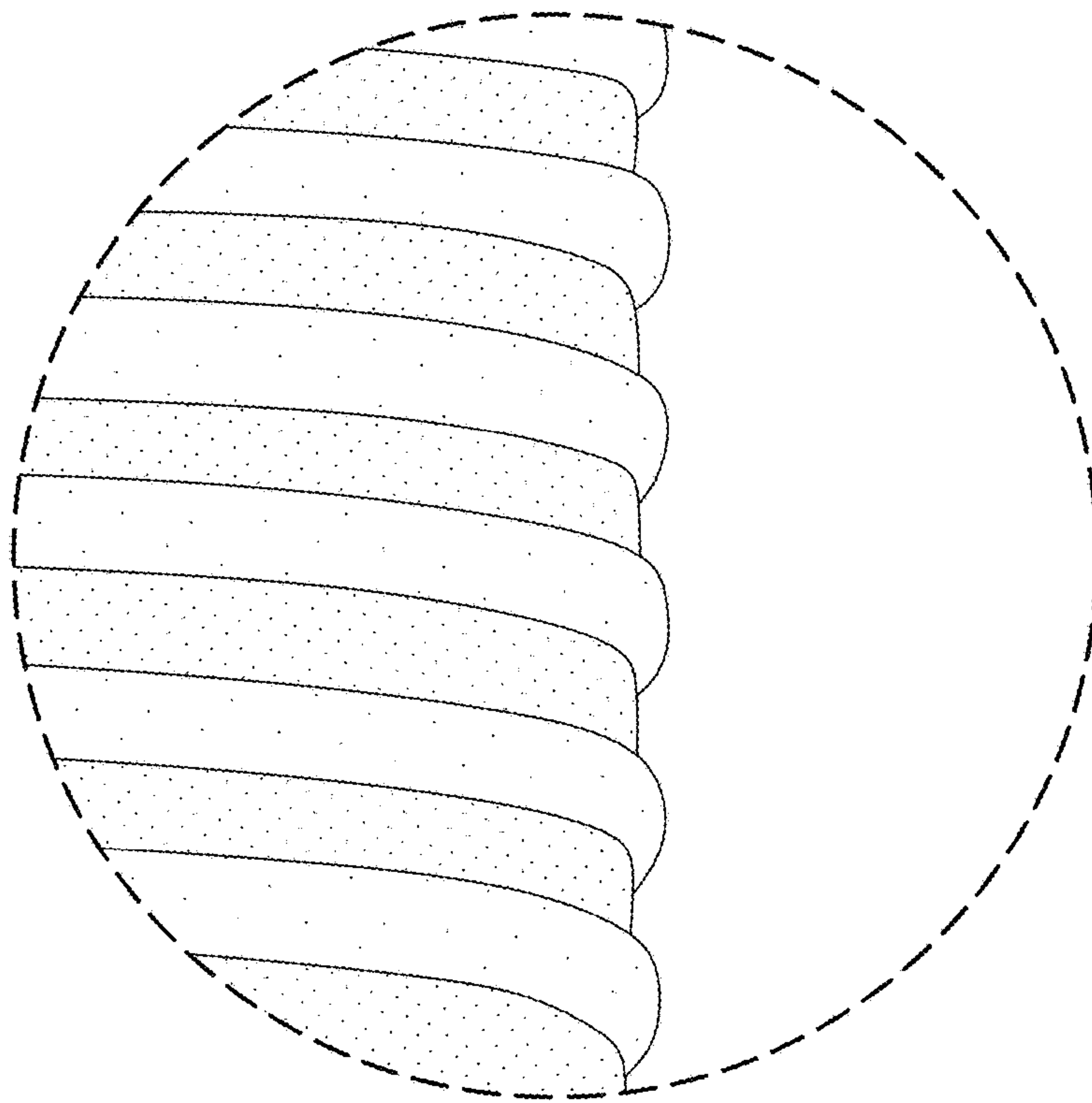


FIG. 6