



US00D860561S

(12) **United States Design Patent**
Lee et al.

(10) **Patent No.:** **US D860,561 S**
(45) **Date of Patent:** **** Sep. 17, 2019**

(54) **ROBOT CLEANER**

(71) Applicant: **Samsung Electronics Co., Ltd.**,
Suwon-si (KR)

(72) Inventors: **Youngseok Lee**, Seoul (KR); **Simon Edward Ireland**, Seongnam-si (KR)

(73) Assignee: **Samsung Electronics Co., Ltd.**,
Suwon-si (KR)

(**) Term: **15 Years**

(21) Appl. No.: **29/636,209**

(22) Filed: **Feb. 7, 2018**

(30) **Foreign Application Priority Data**

Aug. 8, 2017 (KR) 30-2017-0036792

(51) **LOC (12) Cl.** **15-05**

(52) **U.S. Cl.**
USPC **D32/31**

(58) **Field of Classification Search**
USPC D32/21, 31; D13/108-109; 15/319
CPC E04H 4/1654; A47L 2201/00; A47L
2201/02; A47L 2201/04; A47L 2201/06;
A47L 9/0461; A47L 9/2805; B25J 9/1694
See application file for complete search history.

(56) **References Cited**

U.S. PATENT DOCUMENTS

D548,411 S *	8/2007	Schroter	D32/21
D626,301 S	10/2010	Raven et al.		
D659,920 S *	5/2012	Lee	D32/21
8,239,992 B2 *	8/2012	Schnittman	A47L 11/34 15/41.1
D683,086 S	5/2013	Wormely et al.		
D720,103 S *	12/2014	Haug	D32/21
D743,646 S *	11/2015	Fjellman	D32/21

D744,705 S *	12/2015	Fjellman	D32/21
D751,259 S *	3/2016	Fjellman	D32/21
D756,577 S *	5/2016	Fjellman	D32/21
D766,524 S *	9/2016	Ochi	D32/21
D774,259 S *	12/2016	Kim	D32/21
D778,515 S *	2/2017	Choi	D32/21
D782,760 S *	3/2017	Bu	D32/21
D785,879 S *	5/2017	Bu	D32/21
D798,007 S *	9/2017	Wo	D32/21
9,968,233 B2 *	5/2018	Strang	A47L 11/4011
9,968,234 B2 *	5/2018	Chao	A47L 11/305

FOREIGN PATENT DOCUMENTS

CN	201030509341	3/2011
CN	201430398759	4/2015
CN	201430515216	5/2015
KR	30-2013-0021317	2/2014

* cited by examiner

Primary Examiner — Ruth McInroy

(74) *Attorney, Agent, or Firm* — NSIP Law

(57) **CLAIM**

We claim the ornamental design for a robot cleaner, as shown and described.

DESCRIPTION

FIG. 1 is a front perspective view of a robot cleaner showing our new design;
FIG. 2 is a front view thereof;
FIG. 3 is a rear view thereof;
FIG. 4 is a left-side view thereof;
FIG. 5 is a right-side view thereof;
FIG. 6 is a top view thereof;
FIG. 7 is a bottom view thereof; and,
FIG. 8 is a rear perspective view thereof.
The broken lines illustrate portions of the robot cleaner that form no part of the claimed design.

1 Claim, 8 Drawing Sheets


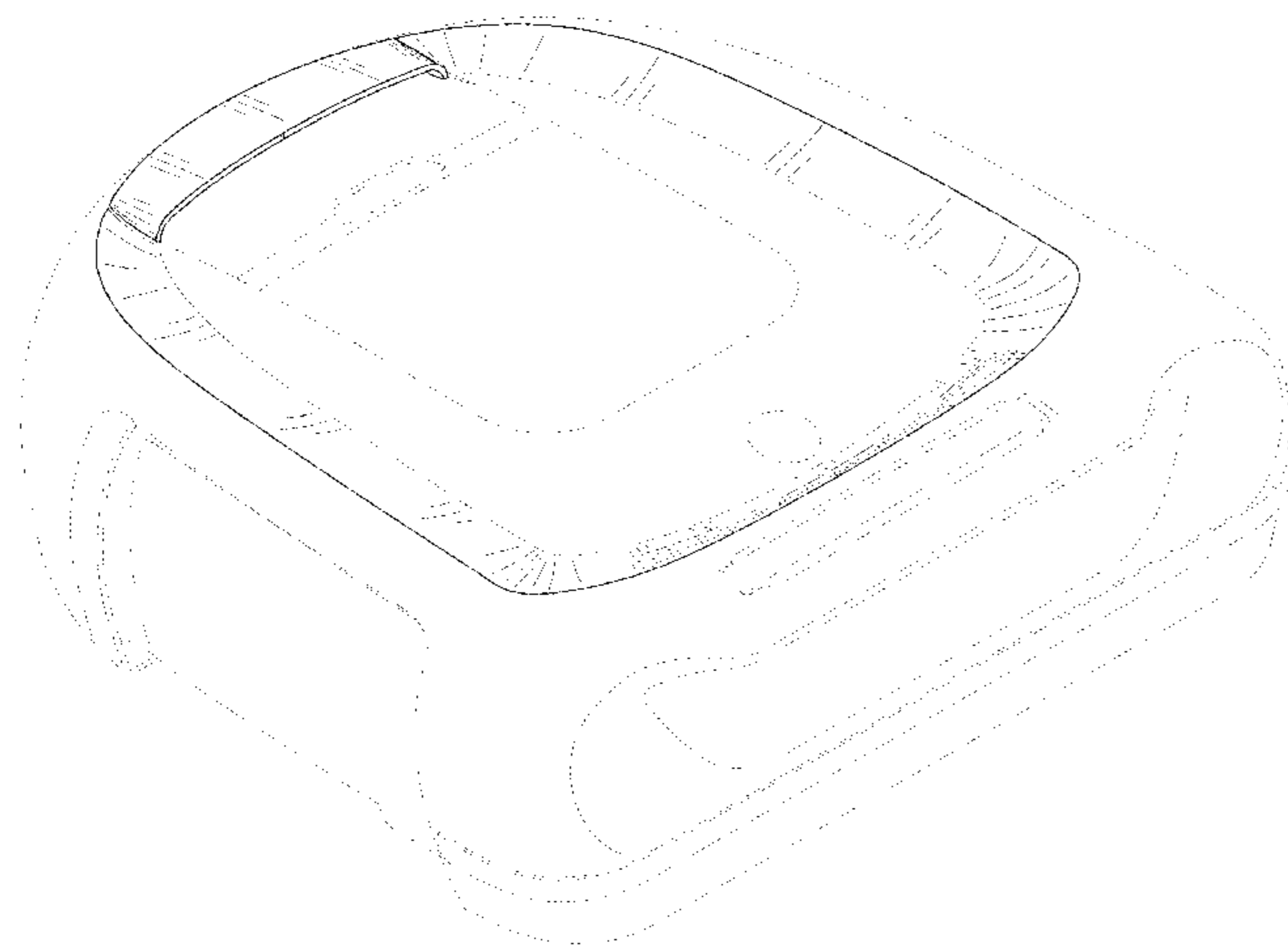


FIG. 1

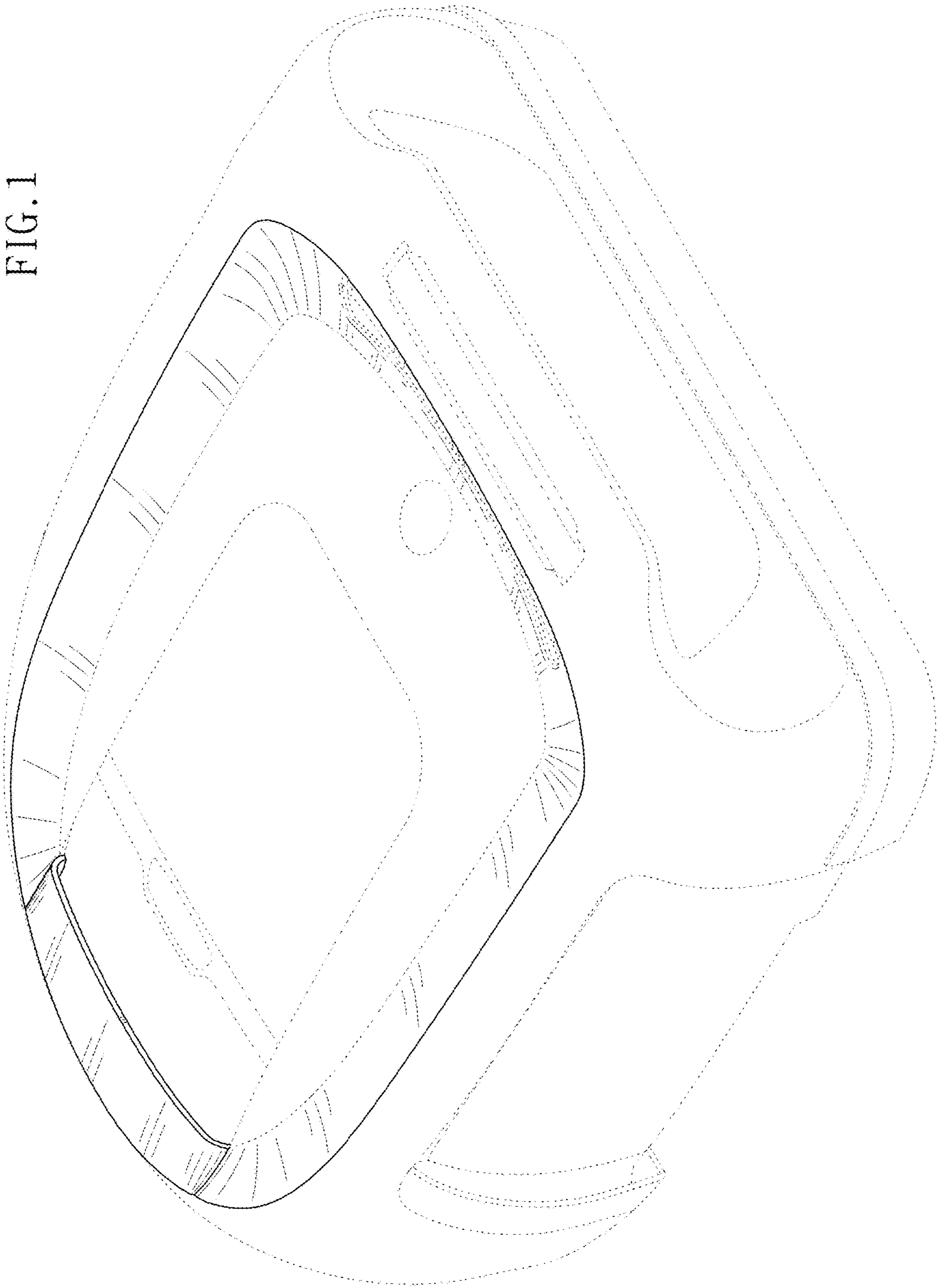


FIG. 2




FIG. 3

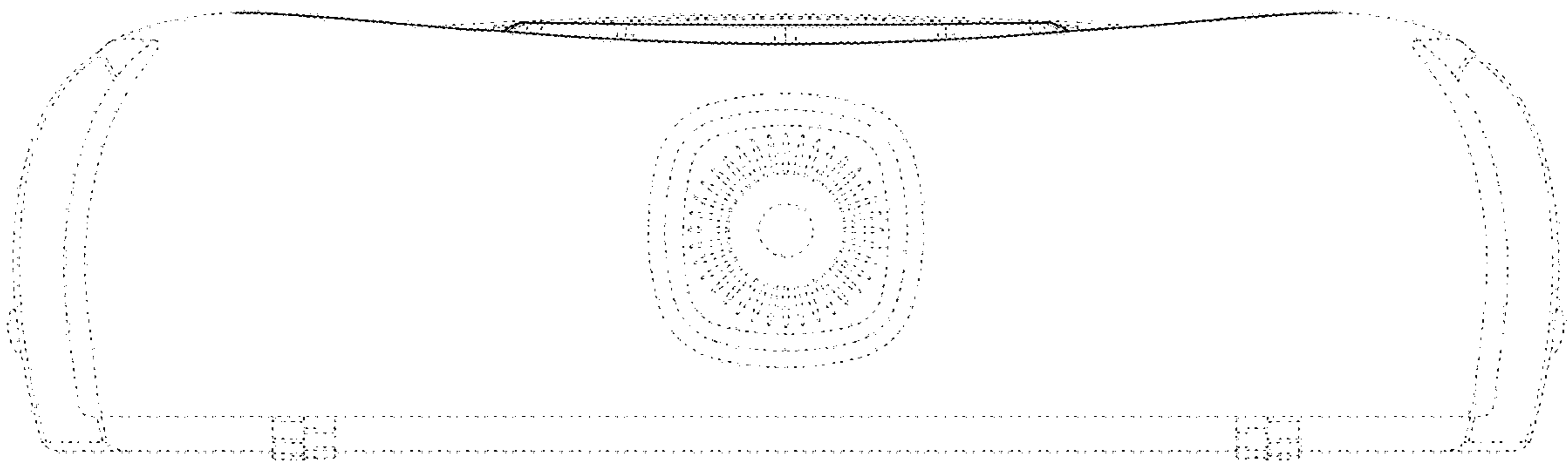


FIG. 4

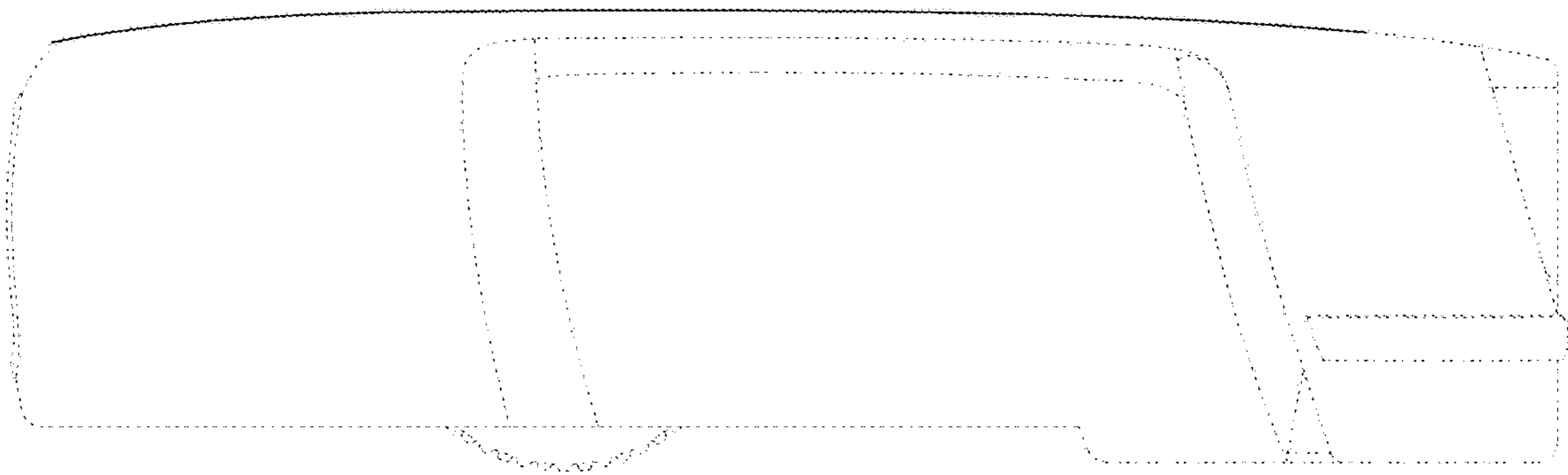


FIG. 5

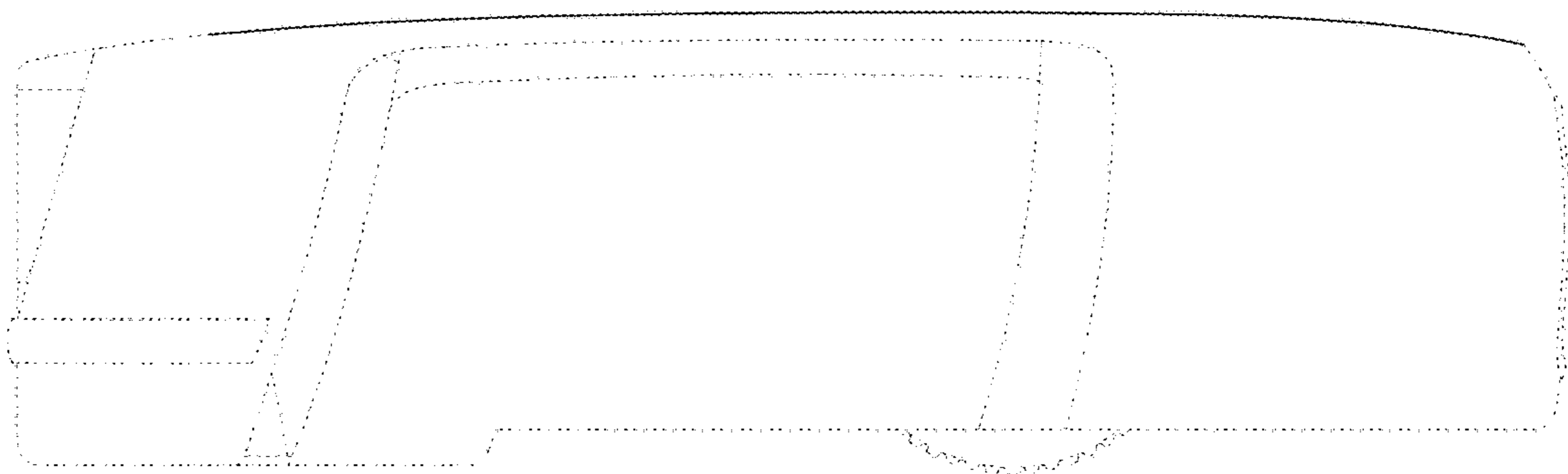


FIG. 6

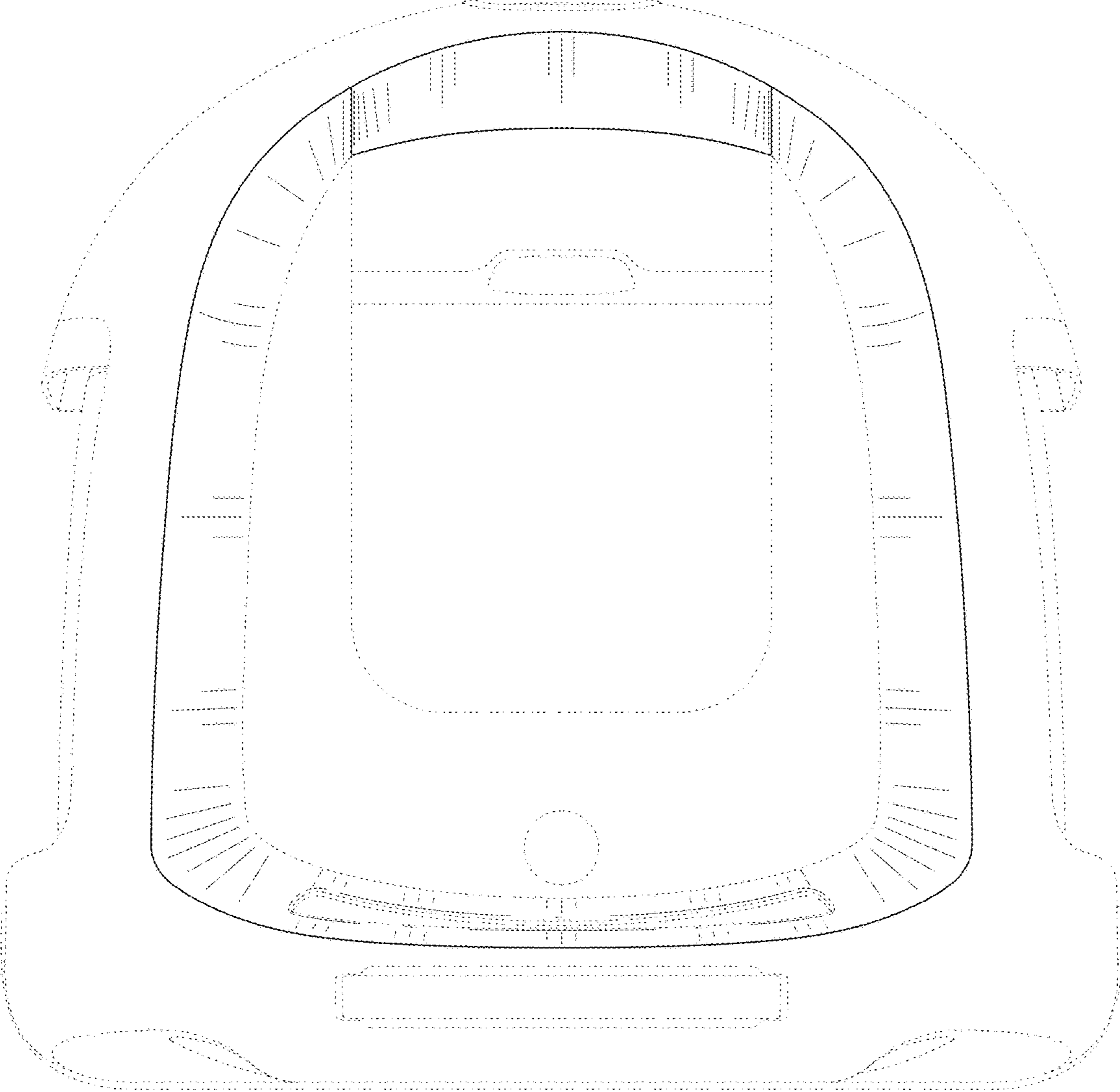


FIG. 7

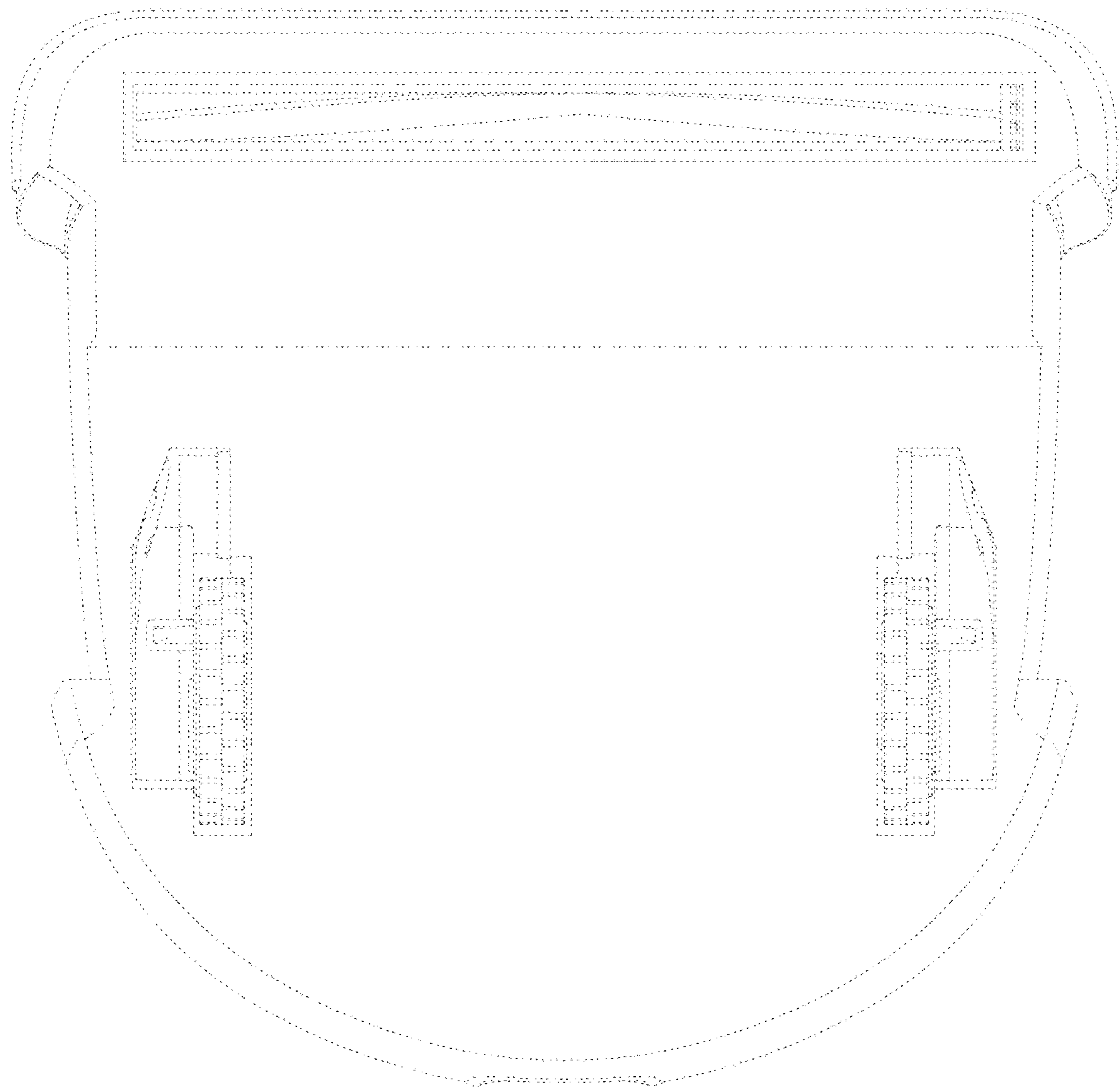


FIG. 8

