



US00D860535S

(12) **United States Design Patent**
Weaver

(10) **Patent No.:** **US D860,535 S**

(45) **Date of Patent:** **** Sep. 17, 2019**

(54) **DERMAPLANING RAZOR**
(71) Applicant: **EDGEWELL PERSONAL CARE BRANDS LLC**, Chesterfield, MO (US)
(72) Inventor: **Gregor Weaver**, Waterbury, CT (US)
(73) Assignee: **Edgewell Personal Care Brands, LLC.**, Chesterfield, MO (US)
(**) Term: **15 Years**

D608,502 S * 1/2010 Andersson D28/59
D750,323 S * 2/2016 Exley D28/45
D830,632 S * 10/2018 Hage D28/46
D841,886 S * 2/2019 Brormann B26B 21/10
D28/45
D842,541 S * 3/2019 Brormann D28/45
2002/0189105 A1 * 12/2002 Kitano B26B 21/10
30/53
2003/0196330 A1 * 10/2003 Kitano B26B 21/10
30/53
2009/0007442 A1 1/2009 Kurihara
(Continued)

(21) Appl. No.: **29/648,853**
(22) Filed: **May 24, 2018**
(51) **LOC (12) Cl.** **28-03**
(52) **U.S. Cl.**
USPC **D28/46**
(58) **Field of Classification Search**
USPC D28/44, 44.1, 45, 46, 59, 91
CPC ... A45D 1/00; A45D 1/03; A45D 2/48; A45D
2/06; A45D 29/04; A45D 29/11; A45D
29/18; A45D 34/00; A45D 34/005; A45D
34/007; A45D 34/02; A45D 26/00; A45D
26/0066; A44C 15/002; B26B 21/08;
B26B 21/10; B26B 21/521; B26B 21/522;
B26B 21/525; B26B 21/526
See application file for complete search history.

FOREIGN PATENT DOCUMENTS

JP 5669187 B2 12/2014

OTHER PUBLICATIONS

Bare by Schick Demo, Bare by Schick Dermaplaning Wand, published on Jul. 11, 2018, retrieved on May 19, 2019, retrieved from the Internet URL: <https://www.youtube.com/watch?v=9PBgwraKeT8>.*

Primary Examiner — Jennifer Rivard
Assistant Examiner — Alison M Ofstun

(57) **CLAIM**

I claim the ornamental design for the dermaplaning razor, as shown and described.

(56) **References Cited**

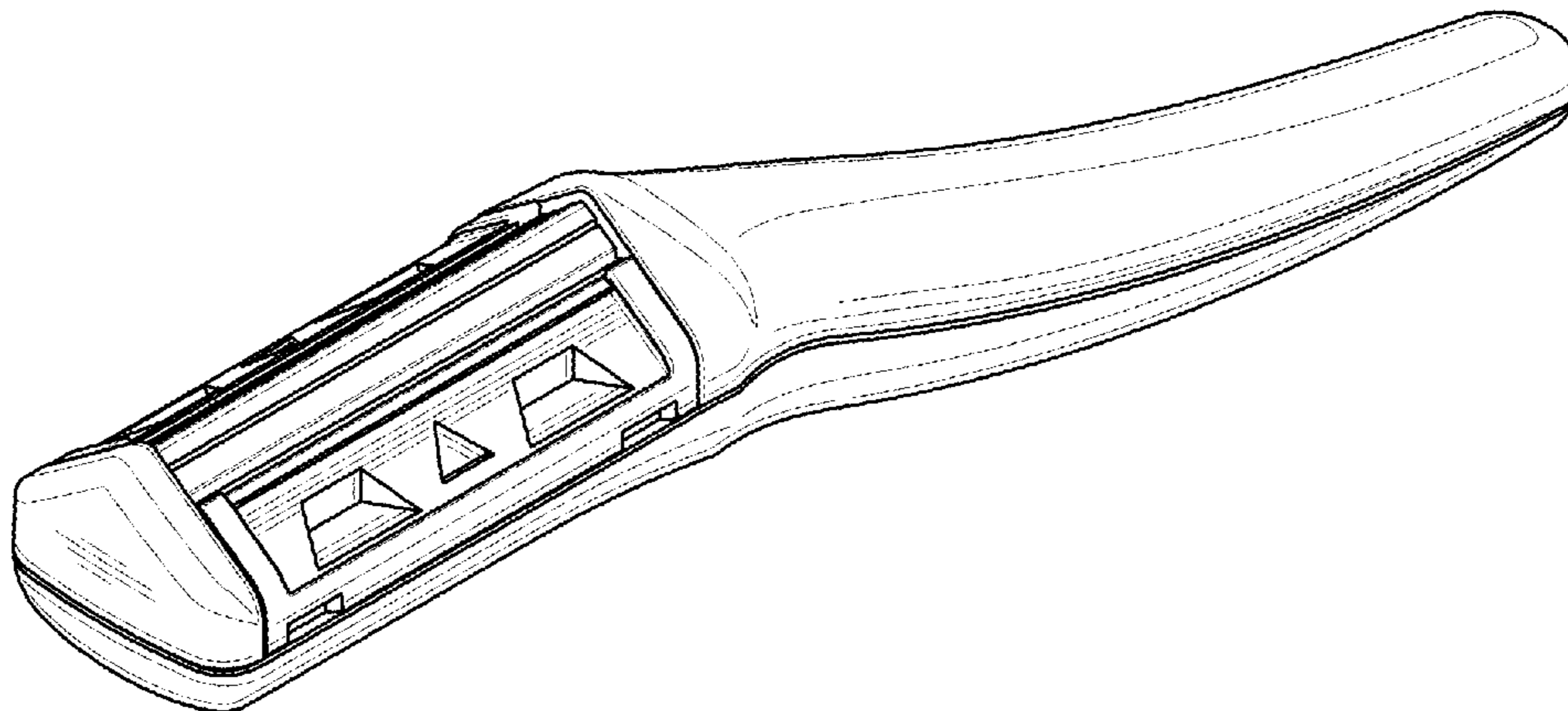
U.S. PATENT DOCUMENTS

569,285 A * 10/1896 Jacobs A45D 29/04
132/75.6
D159,994 S * 9/1950 Lee 30/30
2,814,865 A * 12/1957 Sunich B26B 21/12
30/30
D298,576 S 11/1988 Iten
5,009,003 A 4/1991 Grange
D322,688 S 12/1991 Grange
6,164,290 A * 12/2000 Andrews A45D 24/36
132/215
D531,358 S * 10/2006 Lee D28/45

DESCRIPTION

FIG. 1 is a bottom perspective view of a dermaplaning razor; FIG. 2 is a top perspective view thereof; FIG. 3 is a bottom view thereof. FIG. 4 is a top view thereof. FIG. 5 is a side view thereof. FIG. 6 is a side view thereof, opposite the side shown in FIG. 5; FIG. 7 is a left end view of FIG. 3; and, FIG. 8 is a right end view of FIG. 3.

1 Claim, 4 Drawing Sheets



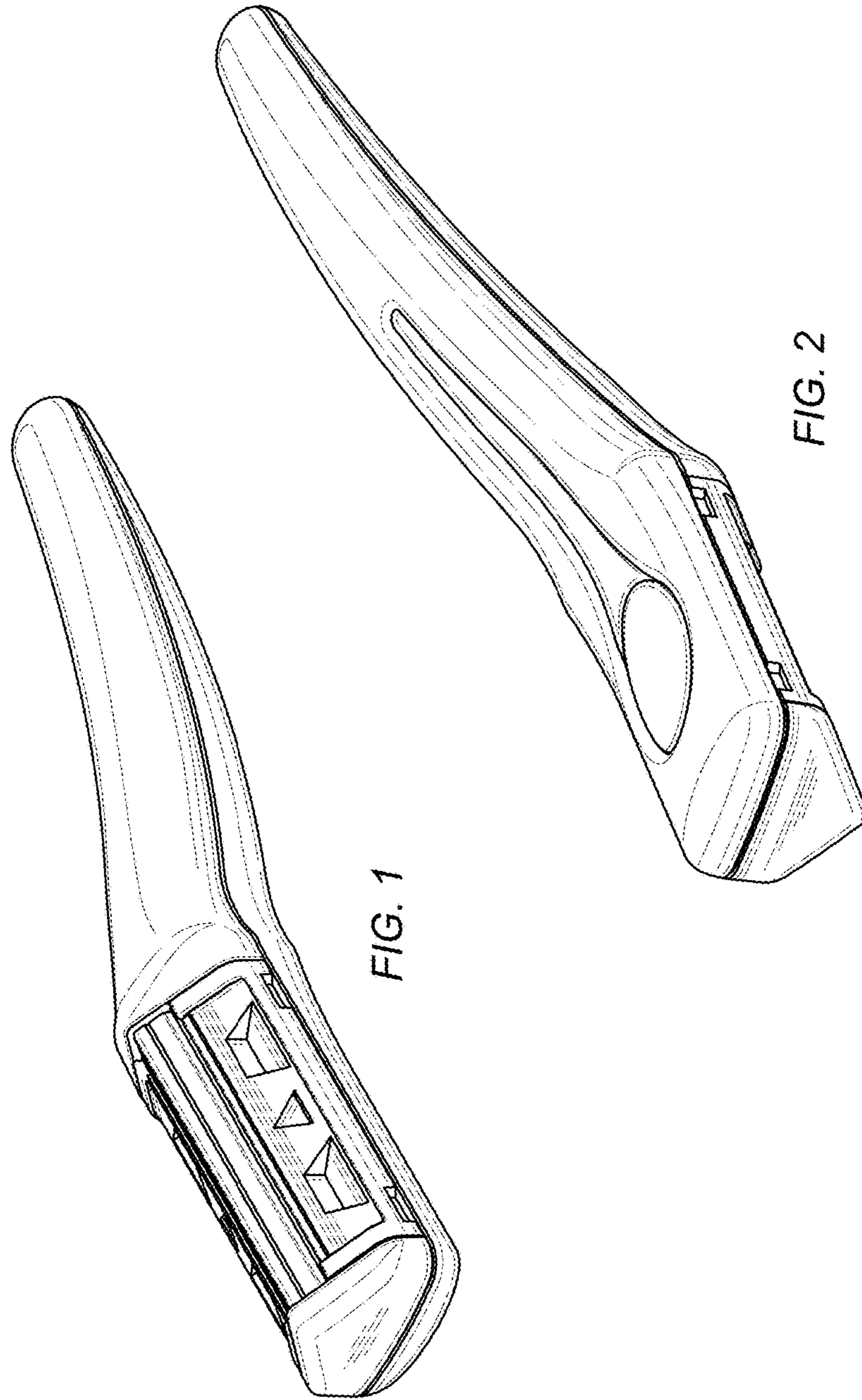
(56)

References Cited

U.S. PATENT DOCUMENTS

2013/0333221 A1 * 12/2013 Pineda B26B 21/10
30/47

* cited by examiner



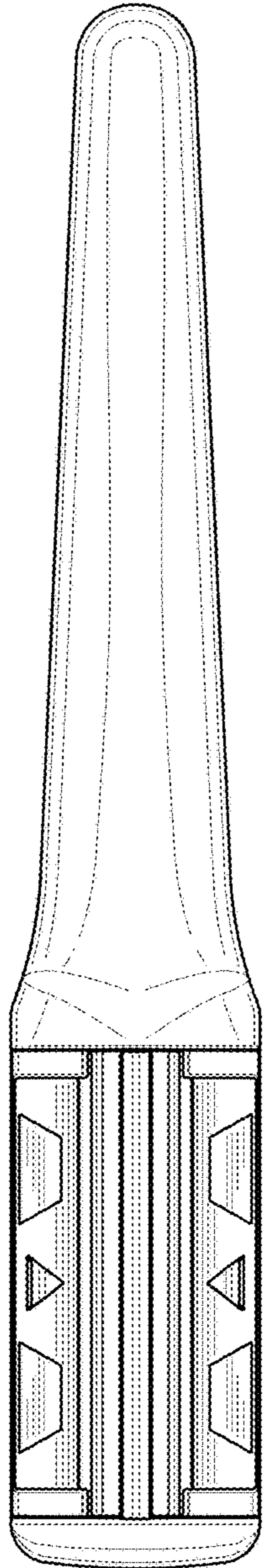


FIG. 3

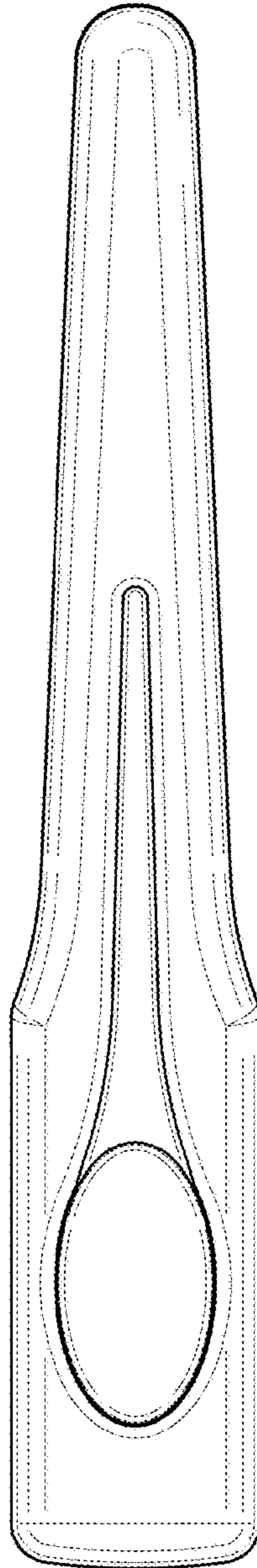


FIG. 4

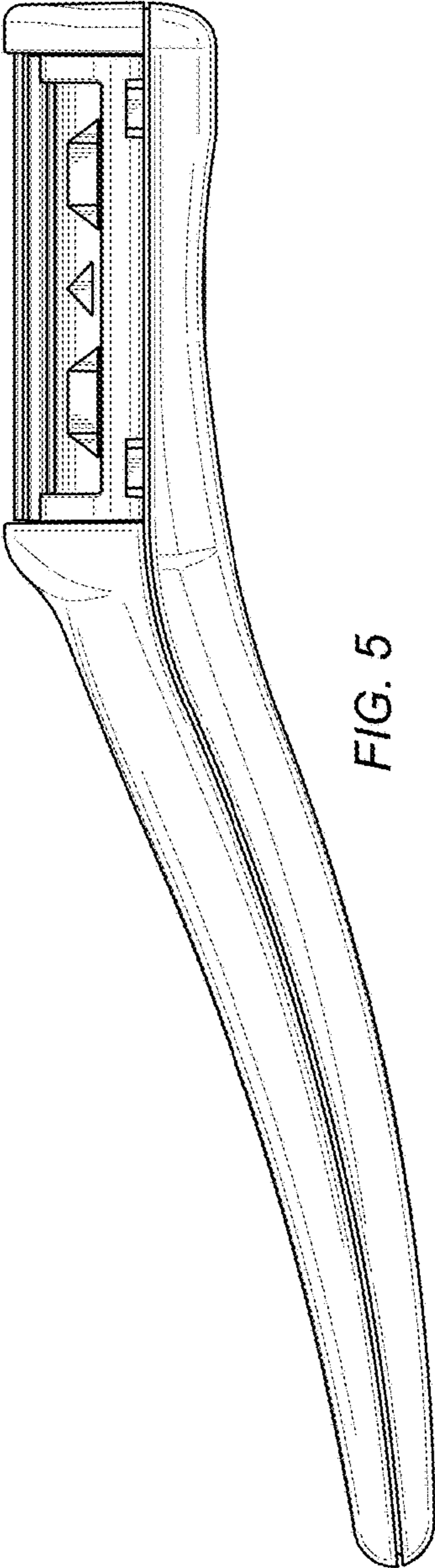


FIG. 5

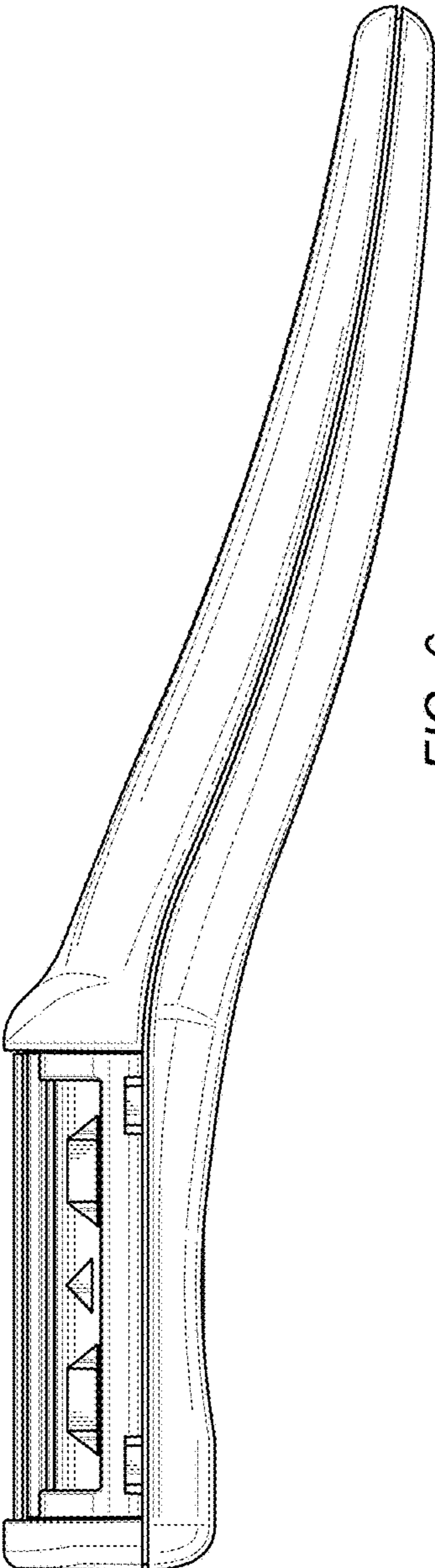


FIG. 6

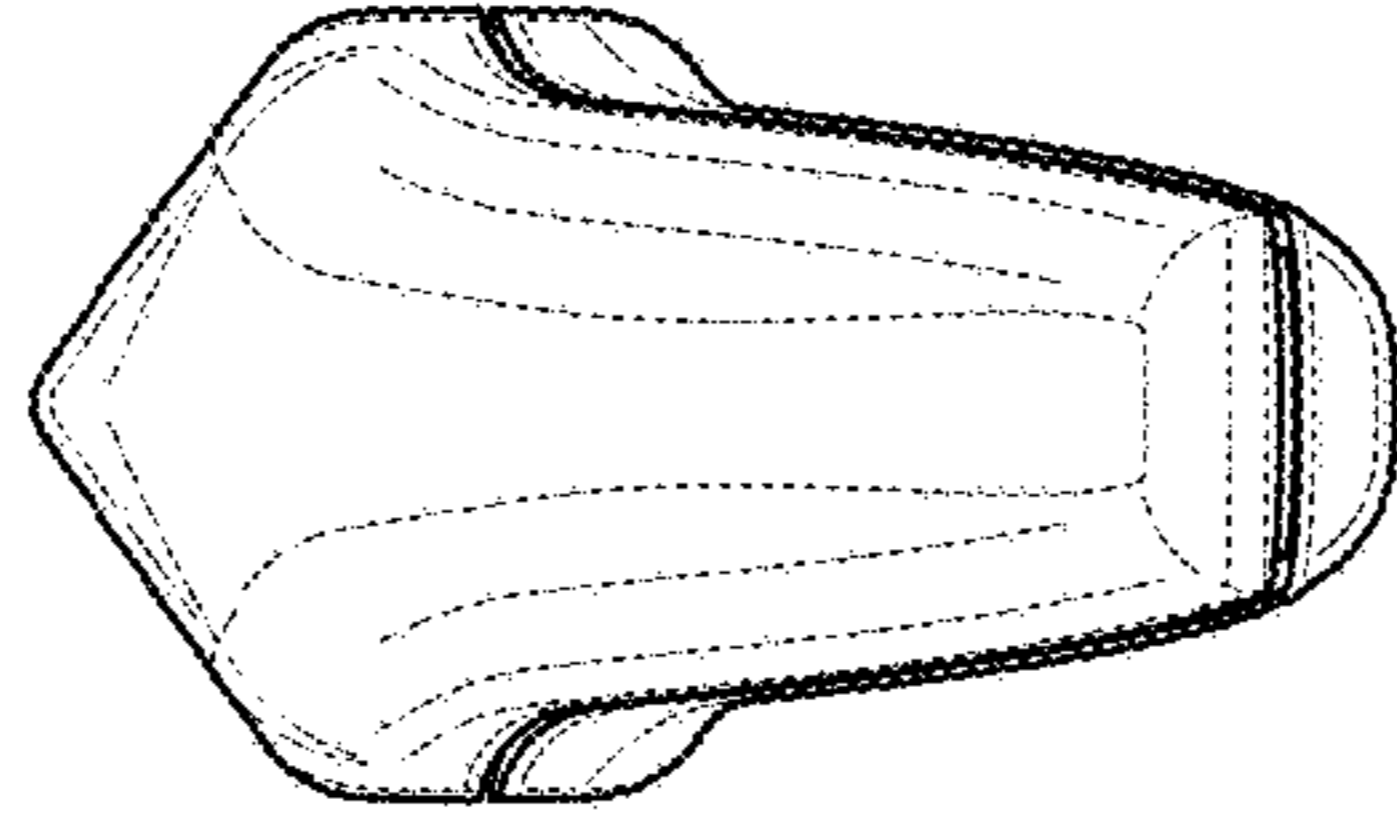


FIG. 8

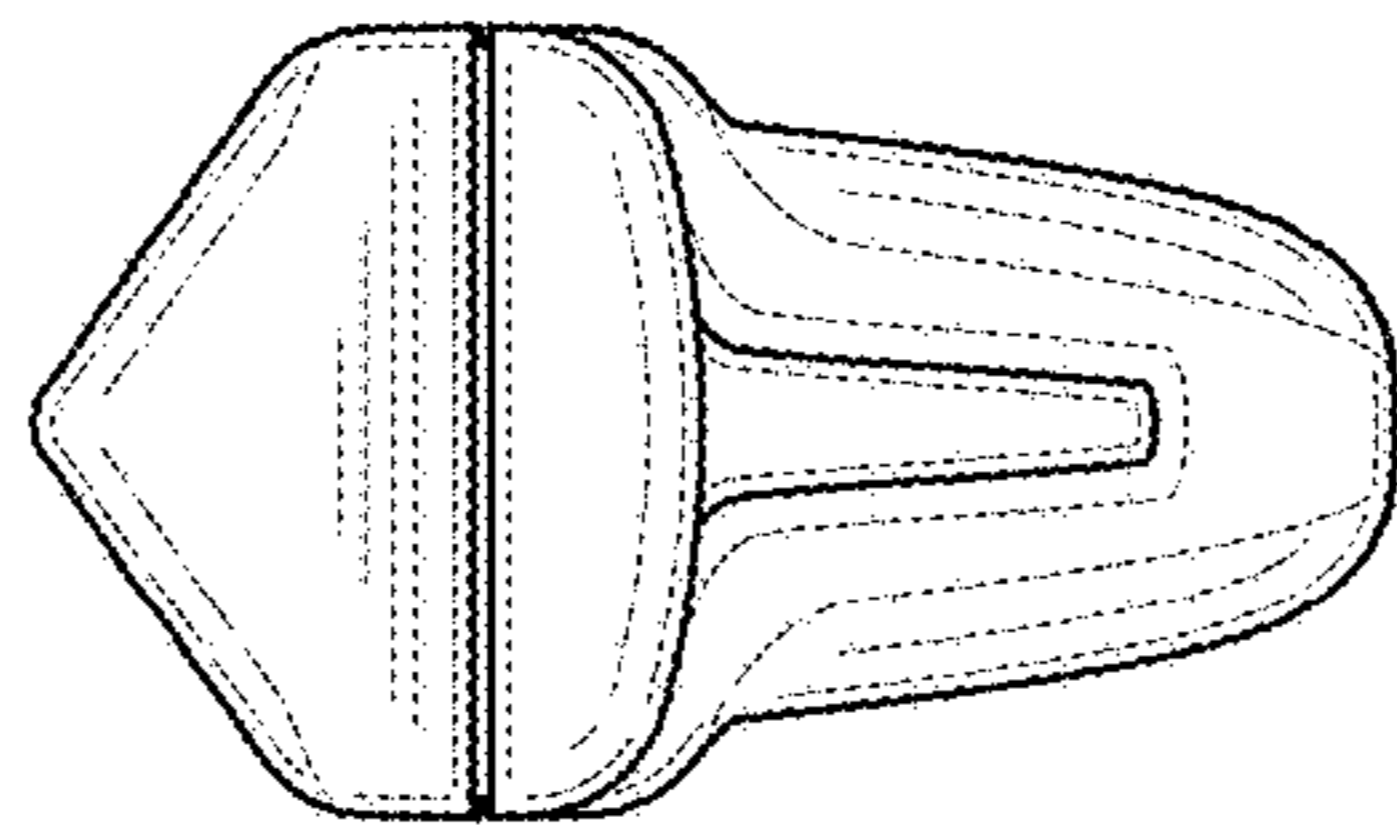


FIG. 7