



US00D860529S

(12) **United States Design Patent** (10) **Patent No.:** **US D860,529 S**
Atkinson et al. (45) **Date of Patent:** **** *Sep. 17, 2019**

(54) **ACCESSORY FOR HAIRDRYERS**
(71) Applicant: **Dyson Technology Limited**, Wiltshire (GB)
(72) Inventors: **Antoine Francois Atkinson**, Swindon (GB); **Matthew Johnathon Langmead**, Bristol (GB); **Andrea Ee-Va Lim**, Bristol (GB)
(73) Assignee: **Dyson Technology Limited**, Malmesbury, Wiltshire (GB)
(*) Notice: This patent is subject to a terminal disclaimer.
(**) Term: **15 Years**
(21) Appl. No.: **29/636,282**
(22) Filed: **Feb. 7, 2018**
(30) **Foreign Application Priority Data**

Aug. 8, 2017 (EM) 004138204-0002

(51) **LOC (12) Cl.** **28-03**
(52) **U.S. Cl.**
USPC **D28/18**

(58) **Field of Classification Search**
USPC D28/18, 31-33, 13, 15, 21, 28, 29, D28/41-43; D11/3, 4, 17, 26, 27; 34/96-101; 392/380, 383-385; 132/219, 132/107
CPC A45D 20/12; A45D 20/00; A45D 20/10; A45D 20/04; A45D 20/08; A45D 20/122; A45D 20/124; A45D 20/128
See application file for complete search history.

(56) **References Cited**
U.S. PATENT DOCUMENTS

D321,411 S * 11/1991 Moll D28/17
D322,145 S * 12/1991 Coignard D28/23

D349,585 S * 8/1994 Rizzuto, Jr. D28/18
D407,848 S * 4/1999 Celik D28/13
D452,044 S * 12/2001 Goetschi D28/20
D462,141 S * 8/2002 Carlucci D28/18
D528,456 S * 9/2006 Thompson D11/27
D591,906 S * 5/2009 Hsu D28/43
D617,945 S * 6/2010 Kim D28/18
D715,486 S * 10/2014 Brady A45D 20/12
D28/18
D729,102 S * 5/2015 Becker D11/3
D736,664 S * 8/2015 Paradise D11/3
D783,607 S * 4/2017 Lee D14/138 R
D784,614 S * 4/2017 Stephens D28/18
D803,086 S * 11/2017 Gahunia D11/3
D810,736 S * 2/2018 Lee D14/344
D831,522 S * 10/2018 Gruosi-Scheufele D11/4
D833,071 S * 11/2018 Pennington D28/41

* cited by examiner

Primary Examiner — Susan Bennett Hattan
Assistant Examiner — Rebecca Tsehaye
(74) *Attorney, Agent, or Firm* — Morrison & Foerster LLP

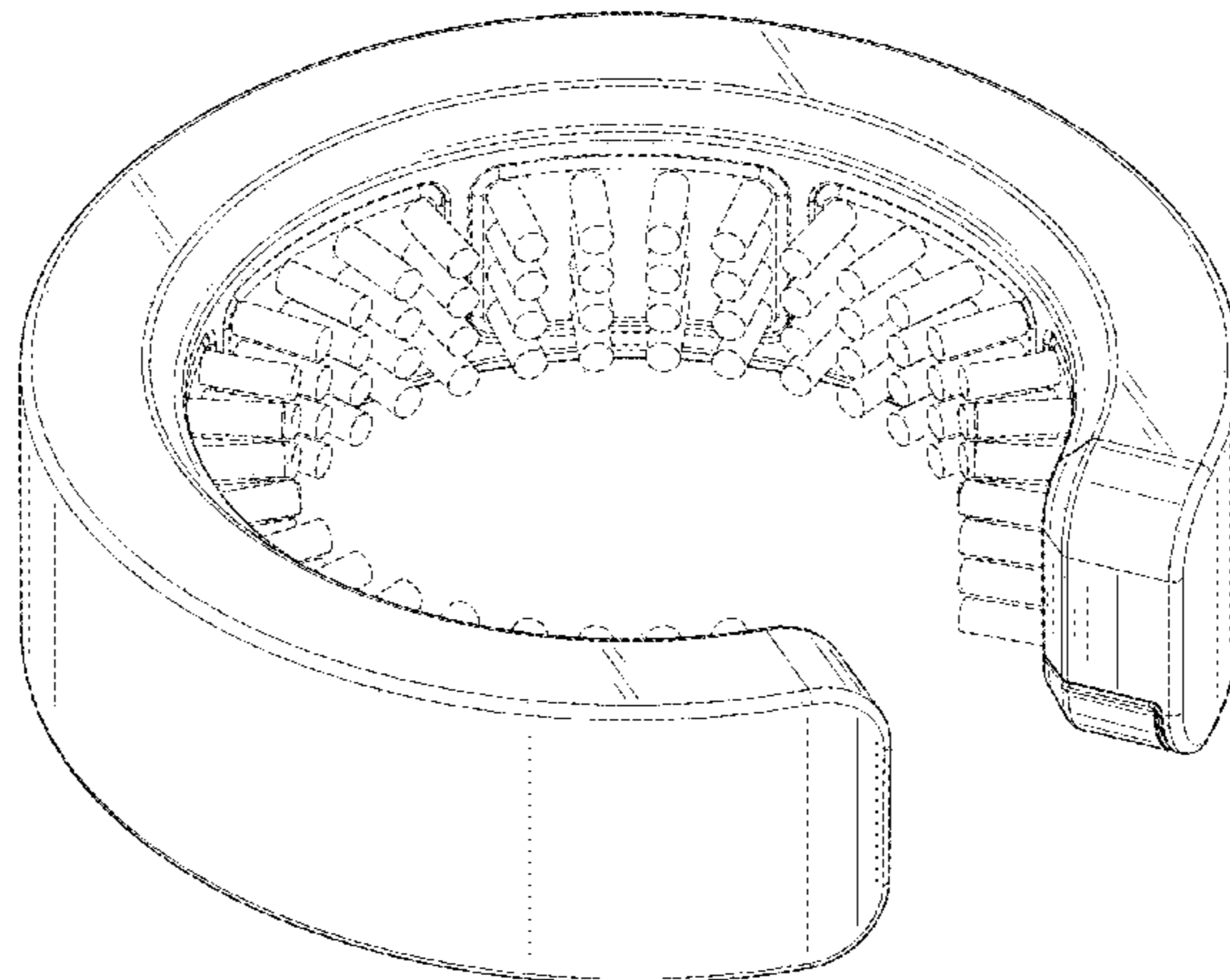
(57) **CLAIM**

We claim the ornamental design for an accessory for hair-dryers, as shown and described.

DESCRIPTION

FIG. 1 is a first side perspective view of an accessory for hairdryers showing our new design;
FIG. 2 is a second side perspective view thereof;
FIG. 3 is a side view thereof;
FIG. 4 is a side view of the opposite side of FIG. 3;
FIG. 5 is a front view thereof;
FIG. 6 is a rear view thereof; and,
FIG. 7 is a top view thereof.
The broken lines shown in the drawings illustrate portions of an accessory for hairdryers that form no part of the claimed design.

1 Claim, 7 Drawing Sheets



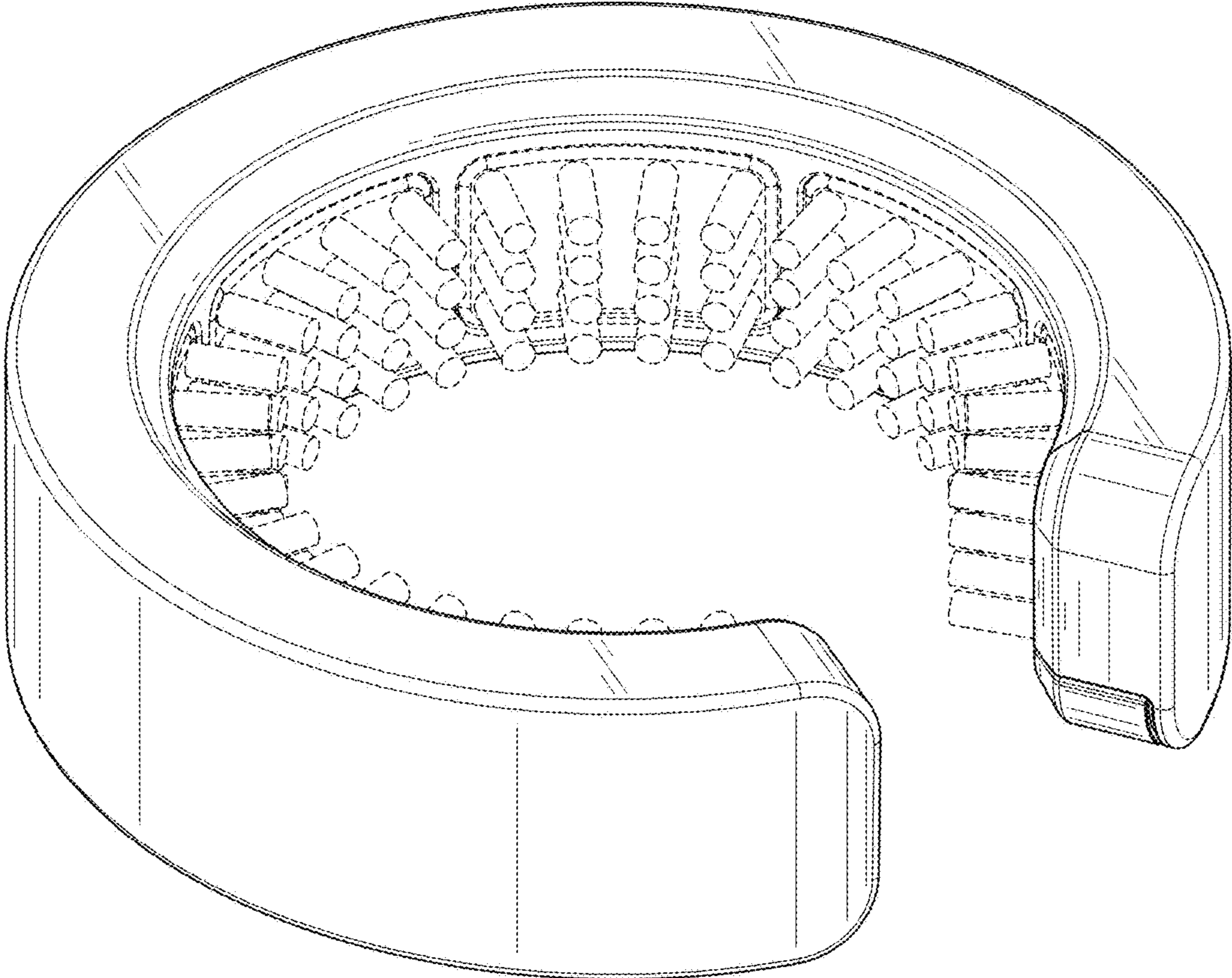


FIG. 1

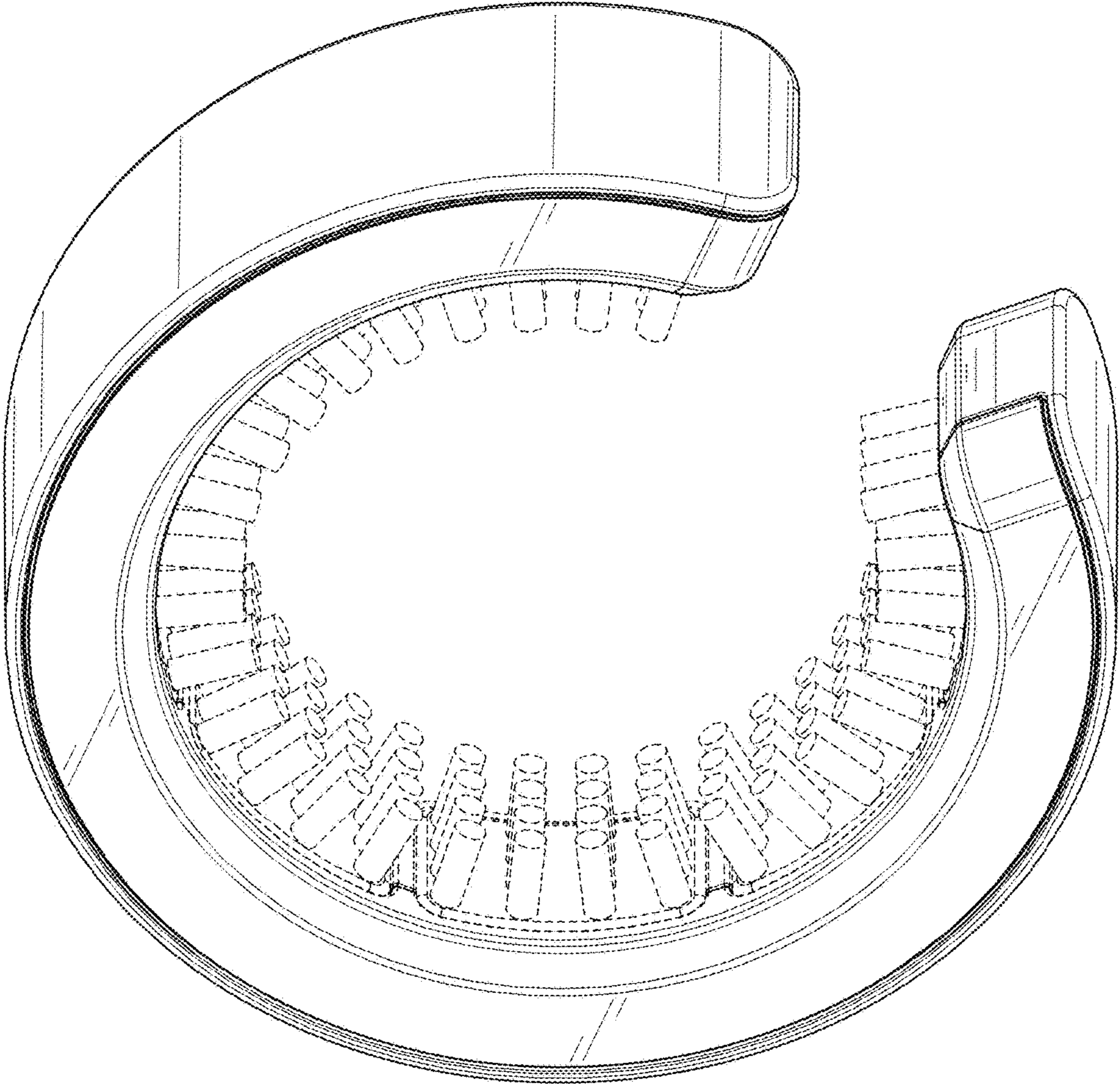


FIG. 2

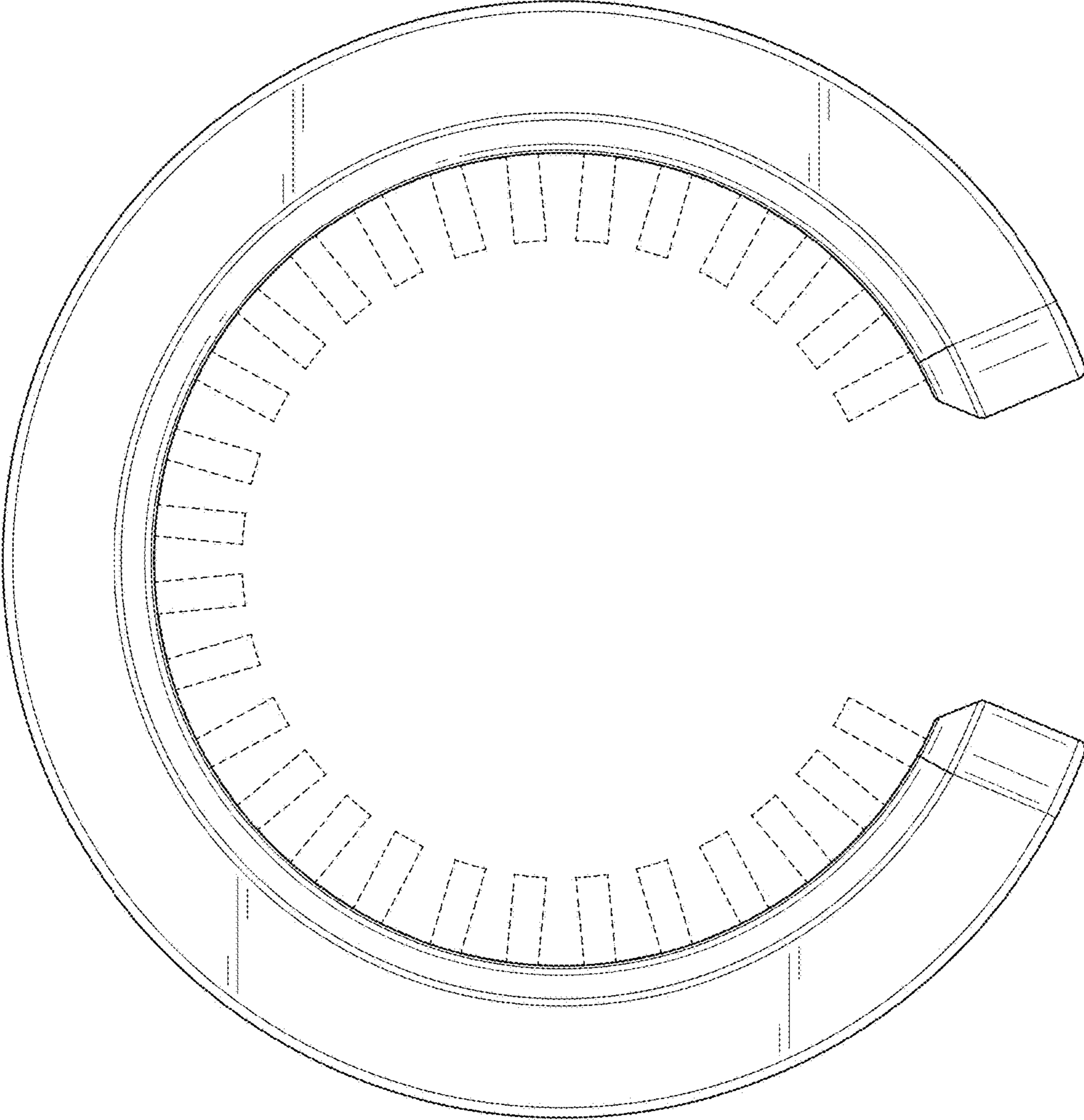


FIG. 3

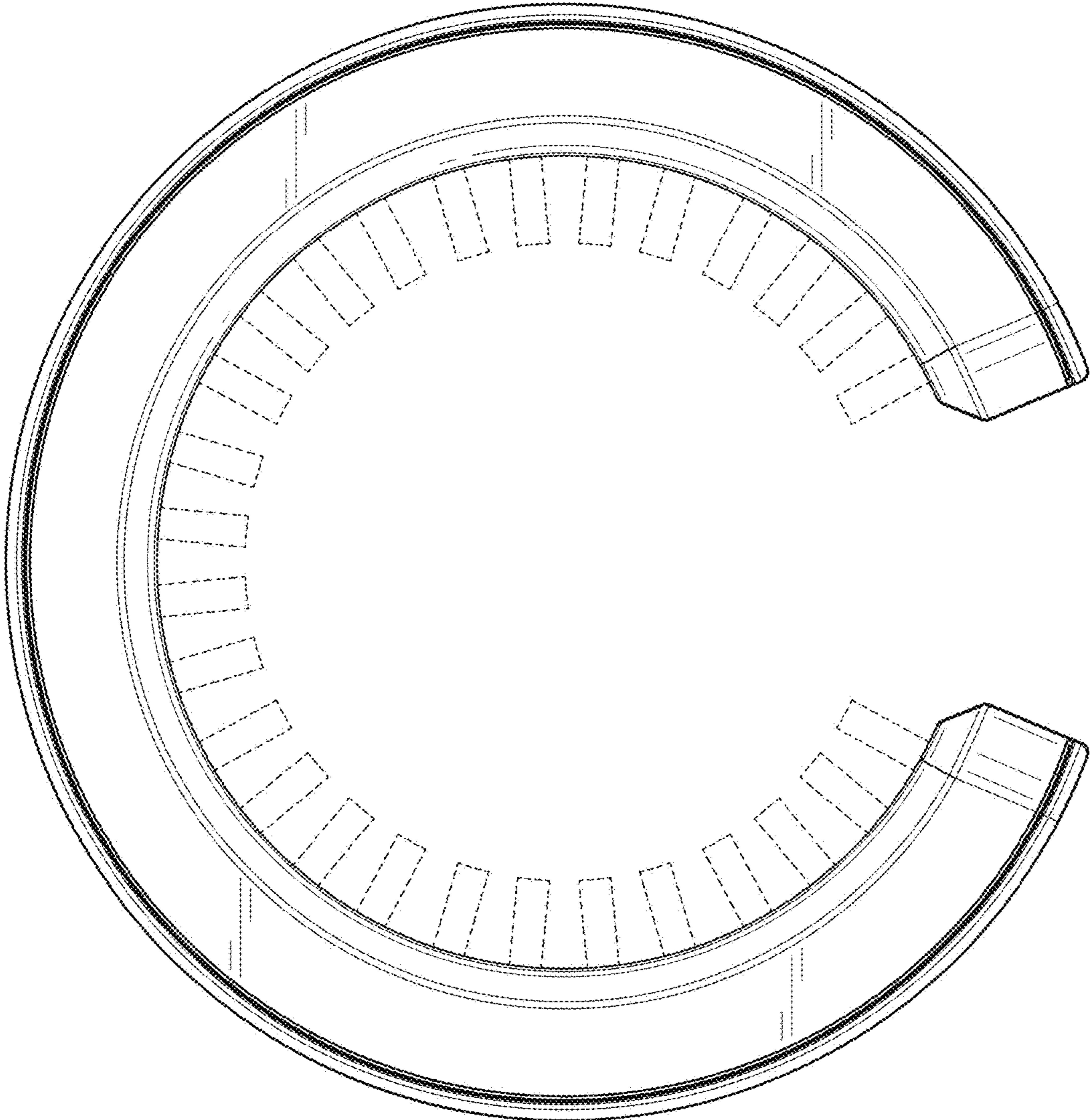


FIG. 4

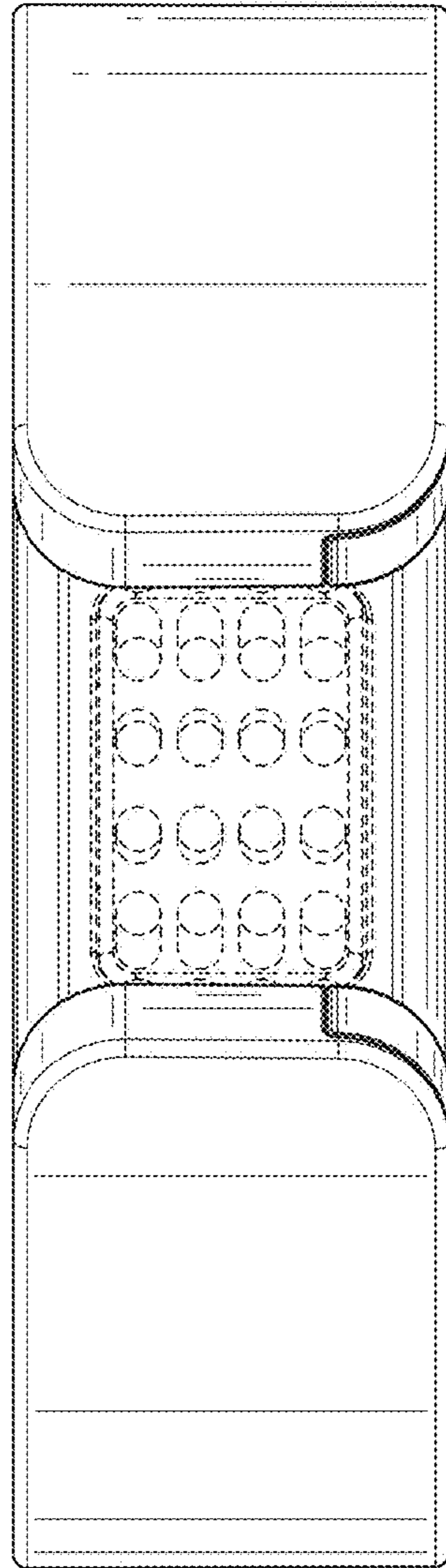


FIG. 5




FIG. 6




FIG. 7