



US00D860520S

(12) **United States Design Patent** (10) **Patent No.:** **US D860,520 S**
Cividi (45) **Date of Patent:** **** Sep. 17, 2019**

(54) **VAPING DEVICE**

(71) Applicant: **Santosh Cividi**, Sugar Land, TX (US)

(72) Inventor: **Santosh Cividi**, Sugar Land, TX (US)

(**) Term: **15 Years**

(21) Appl. No.: **29/636,729**

(22) Filed: **Feb. 10, 2018**

(51) **LOC (12) Cl.** **27-02**

(52) **U.S. Cl.**
USPC **D27/162**

(58) **Field of Classification Search**
USPC D27/100, 101, 139-161, 162-194;
D23/366; D7/416; D24/110; D19/101,
D19/106, 115, 165, 195; D14/435.1;
D13/108
CPC A24F 47/008; A24F 47/002; A24F 7/00;
A24F 15/12
See application file for complete search history.

(56) **References Cited**

U.S. PATENT DOCUMENTS

D257,519 S *	11/1980	Plozner	D27/154
D259,062 S *	4/1981	Stutzer	D27/154
D474,306 S *	5/2003	Chemla	D27/154
D532,927 S *	11/2006	Sann	D27/101

(Continued)

Primary Examiner — Marissa J Cash

(74) *Attorney, Agent, or Firm* — Craft Chu PLLC;
Andrew W. Chu

(57) **CLAIM**


The ornamental design for a vaping device, as shown and described.

DESCRIPTION

FIG. 1 is an upper perspective view of the vaping device showing my design in an assembled configuration;

FIG. 2 is a front elevation view thereof;
FIG. 3 is a back elevation view thereof;
FIG. 4 is a side elevation view thereof;
FIG. 5 is an opposite side elevation view thereof;
FIG. 6 is a top plan view thereof;
FIG. 7 is a bottom plan view thereof;
FIG. 8 is another upper perspective view thereof in an exploded configuration for a cartridge, shaft, and charger of the vaping device;
FIG. 9 is still another upper perspective view thereof in a partially exploded configuration for the cartridge and the shaft separated from the charger;
FIG. 10 is an upper perspective view of the charger of the vaping device;
FIG. 11 is a front elevation view of the charger;
FIG. 12 is a back elevation view of the charger;
FIG. 13 is a side elevation view of the charger;
FIG. 14 is an opposite side elevation view of the charger;
FIG. 15 is a top plan view of the charger;
FIG. 16 is a bottom plan view of the charger;
FIG. 17 is an upper perspective view of the shaft of the vaping device;
FIG. 18 is a front elevation view of the shaft;
FIG. 19 is a back elevation view of the shaft;
FIG. 20 is a side elevation view of the shaft;
FIG. 21 is an opposite side elevation view of the shaft;
FIG. 22 is a top plan view of the shaft;
FIG. 23 is a bottom plan view of the shaft;
FIG. 24 is an upper perspective view of the cartridge of the vaping device;
FIG. 25 is a front elevation view of the cartridge;
FIG. 26 is a back elevation view of the cartridge;
FIG. 27 is a side elevation view of the cartridge;
FIG. 28 is an opposite side elevation view of the cartridge;
FIG. 29 is a top plan view of the cartridge; and,
FIG. 30 is a bottom plan view of the cartridge.
The broken lines in the drawings represent unclaimed environmental subject matter and form no part of the claimed design.

1 Claim, 7 Drawing Sheets



(56)

References Cited

U.S. PATENT DOCUMENTS

D615,699 S *	5/2010	Vordenberg	D27/102	D811,003 S *	2/2018	Folyan	D27/101
D625,465 S *	10/2010	Clavero	D27/154	D813,447 S *	3/2018	Watson	D27/162
D644,375 S	8/2011	Zhou		D815,341 S *	4/2018	Qiu	D27/101
D645,817 S *	9/2011	Sasada	D13/108	D818,636 S *	5/2018	Qiu	D27/101
D675,777 S *	2/2013	Wu	D27/101	D819,263 S *	5/2018	Zhu	D27/101
D685,522 S	7/2013	Potter		D819,881 S *	6/2018	Qiu	D27/101
D688,416 S	8/2013	Liu		D822,271 S *	7/2018	Eksouzian	D27/101
D721,202 S *	1/2015	Liu	D27/101	D822,896 S *	7/2018	Durand	D27/101
D725,310 S *	3/2015	Eksouzian	D27/101	D825,099 S *	8/2018	Wright	D27/101
D725,821 S *	3/2015	Levin	D27/101	D825,102 S *	8/2018	Bowen	D27/167
D729,439 S	5/2015	Scatterday		D825,834 S *	8/2018	Chen	D27/101
D744,419 S *	12/2015	Bowen	D13/108	D827,195 S *	8/2018	Chen	D27/101
D750,320 S *	2/2016	Verleur	A24F 47/008	D829,371 S *	9/2018	Durand	D27/101
			D27/101	D829,372 S *	9/2018	Huang	D27/101
D752,284 S *	3/2016	Doster	D27/189	D829,980 S *	10/2018	Qiu	D27/162
D756,030 S *	5/2016	Chen	D27/101	D830,298 S *	10/2018	Bailey	D13/108
D759,303 S *	6/2016	Afridi	D27/101	D832,499 S *	10/2018	Qiu	D27/162
D760,948 S *	7/2016	Eksouzian	D27/101	D832,500 S *	10/2018	Qiu	D27/162
D762,003 S *	7/2016	Lomeli	D27/163	D833,064 S *	11/2018	Verleur	D27/172
D773,727 S *	12/2016	Eksouzian	D27/101	D834,246 S *	11/2018	Qiu	D27/162
D775,412 S *	12/2016	Di Bari	D27/101	D835,337 S *	12/2018	Beer	D27/162
D776,337 S *	1/2017	Levin	D27/101	D836,831 S *	12/2018	Cividi	D27/162
D776,338 S *	1/2017	Lomeli	D27/163	D836,834 S *	12/2018	Cividi	D27/194
D776,869 S *	1/2017	Heidl	D27/163	D837,446 S *	1/2019	Durand	D27/101
D778,493 S *	2/2017	Scott	D27/101	D838,899 S *	1/2019	Qiu	D27/167
D779,719 S *	2/2017	Qiu	D27/101	D844,235 S *	3/2019	Cividi	D27/167
D784,610 S *	4/2017	Bosch	D27/101	2015/0034104 A1 *	2/2015	Zhou	A24F 47/008
D790,680 S *	6/2017	Afridi	D23/366				131/329
D792,021 S *	7/2017	Beer	D27/101	2016/0345626 A1 *	12/2016	Wong	A24F 47/008
D792,643 S *	7/2017	Wong	D27/101	2017/0258142 A1 *	9/2017	Hatton	A24F 47/008
D799,110 S *	10/2017	Qiu	D27/101	2017/0259170 A1 *	9/2017	Bowen	A24F 47/008
D799,112 S *	10/2017	Qiu	D27/101	2018/0043114 A1 *	2/2018	Bowen	A61M 15/003
D799,113 S *	10/2017	Qiu	D27/101	2018/0077967 A1 *	3/2018	Hatton	A61M 11/042
D799,744 S *	10/2017	Qiu	D27/101	2018/0098571 A1 *	4/2018	Watson	A24F 47/008
D805,248 S *	12/2017	Chen	D27/170	2018/0153221 A1 *	6/2018	Verleur	A24F 47/008
D805,684 S *	12/2017	Thuery	D27/101	2018/0213847 A1 *	8/2018	Reevell	A24F 47/008
D807,575 S *	1/2018	Luo	D27/141	2018/0279674 A1 *	10/2018	Watson	A24F 7/02
D808,071 S *	1/2018	Folkerts	D27/101	2018/0279682 A1 *	10/2018	Guo	A24F 47/008

* cited by examiner

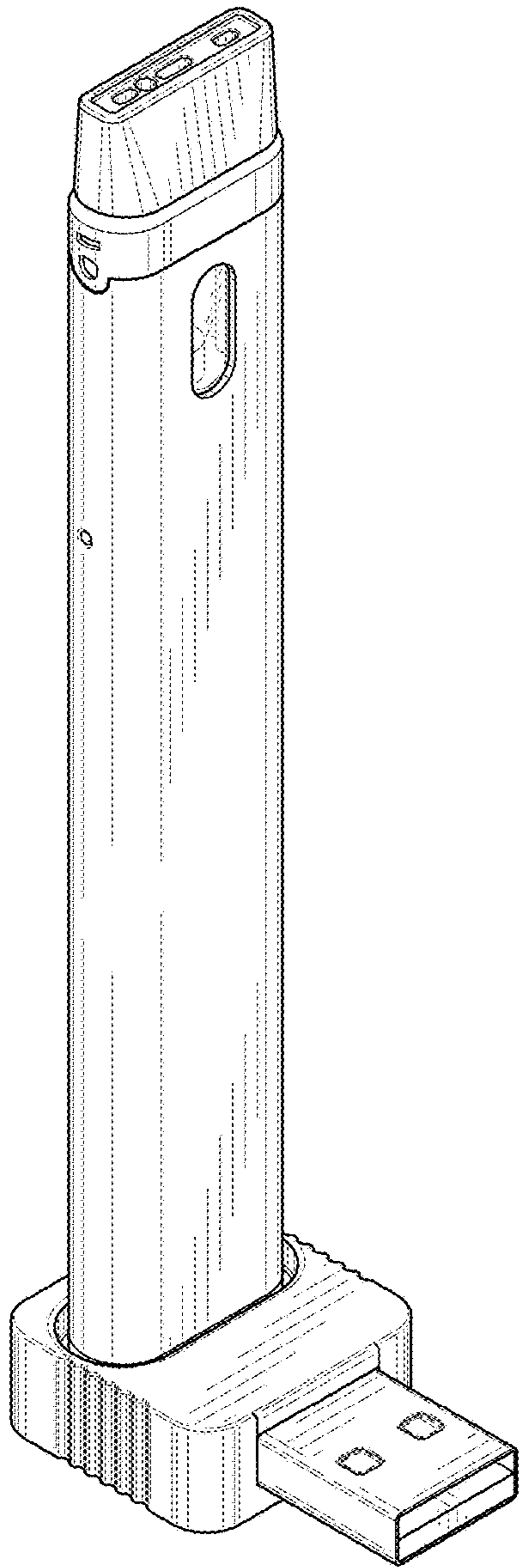


FIG. 1

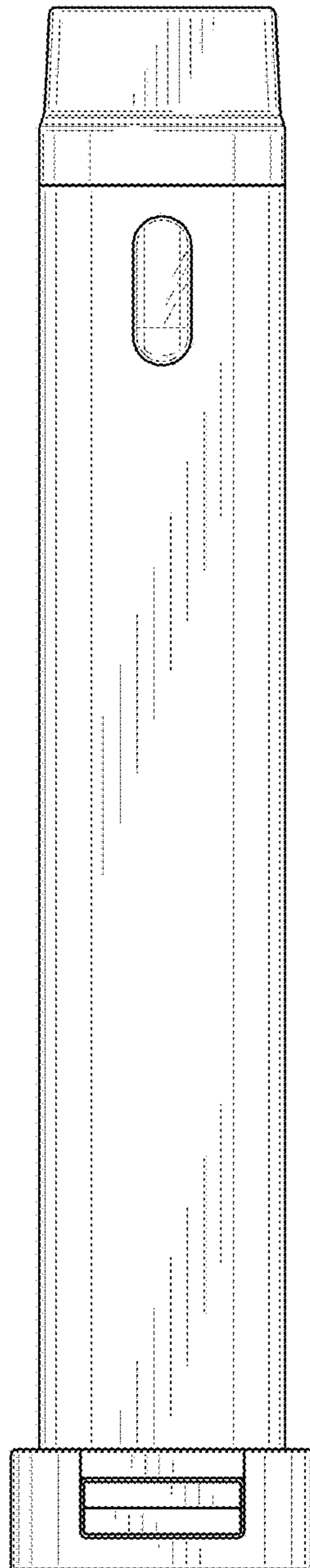


FIG. 2

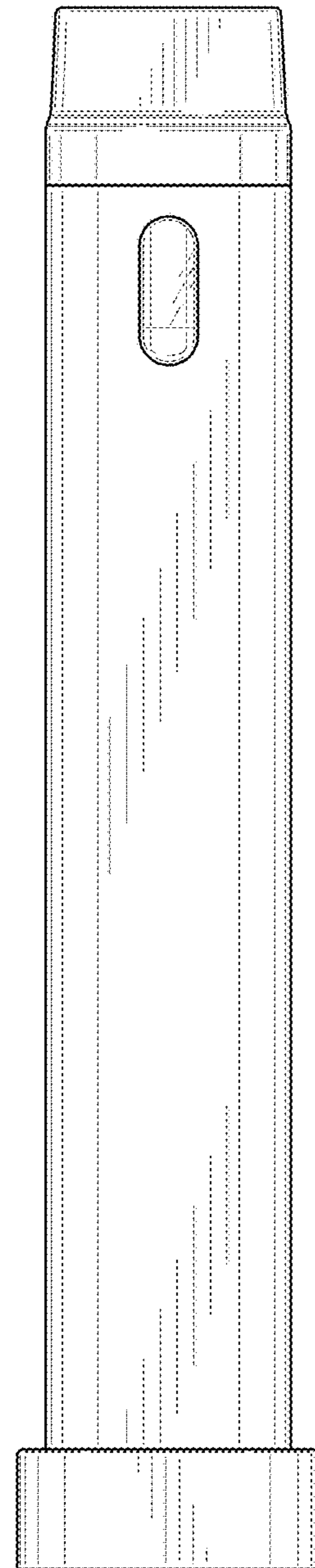


FIG. 3




FIG. 4

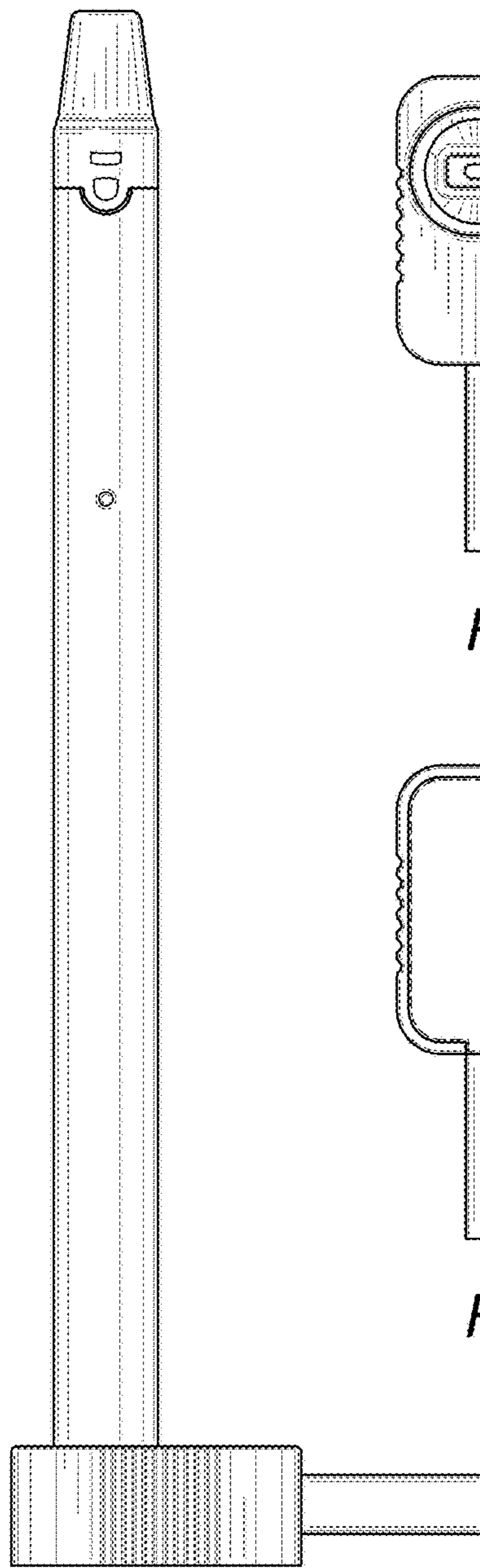


FIG. 5

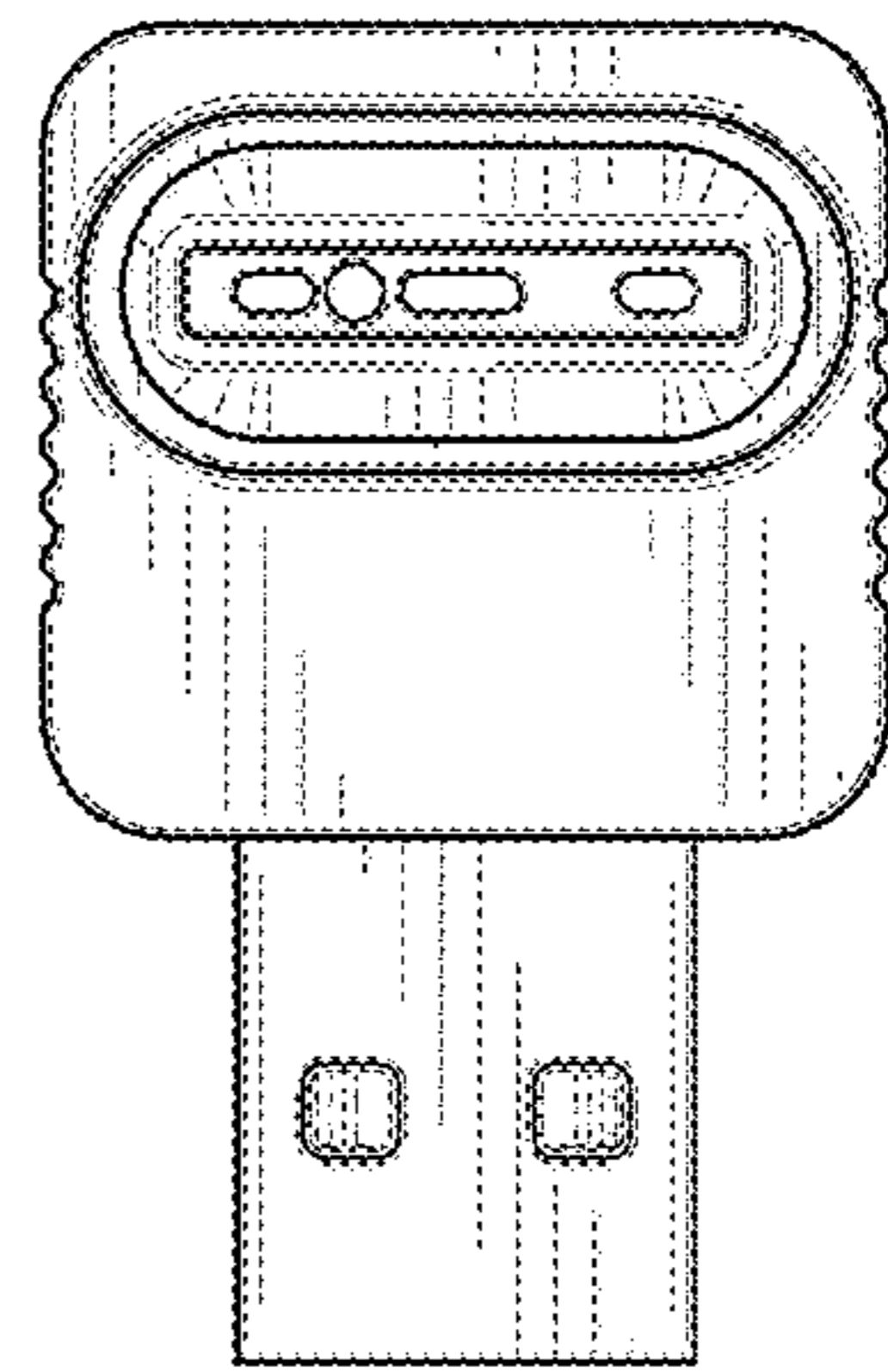


FIG. 6

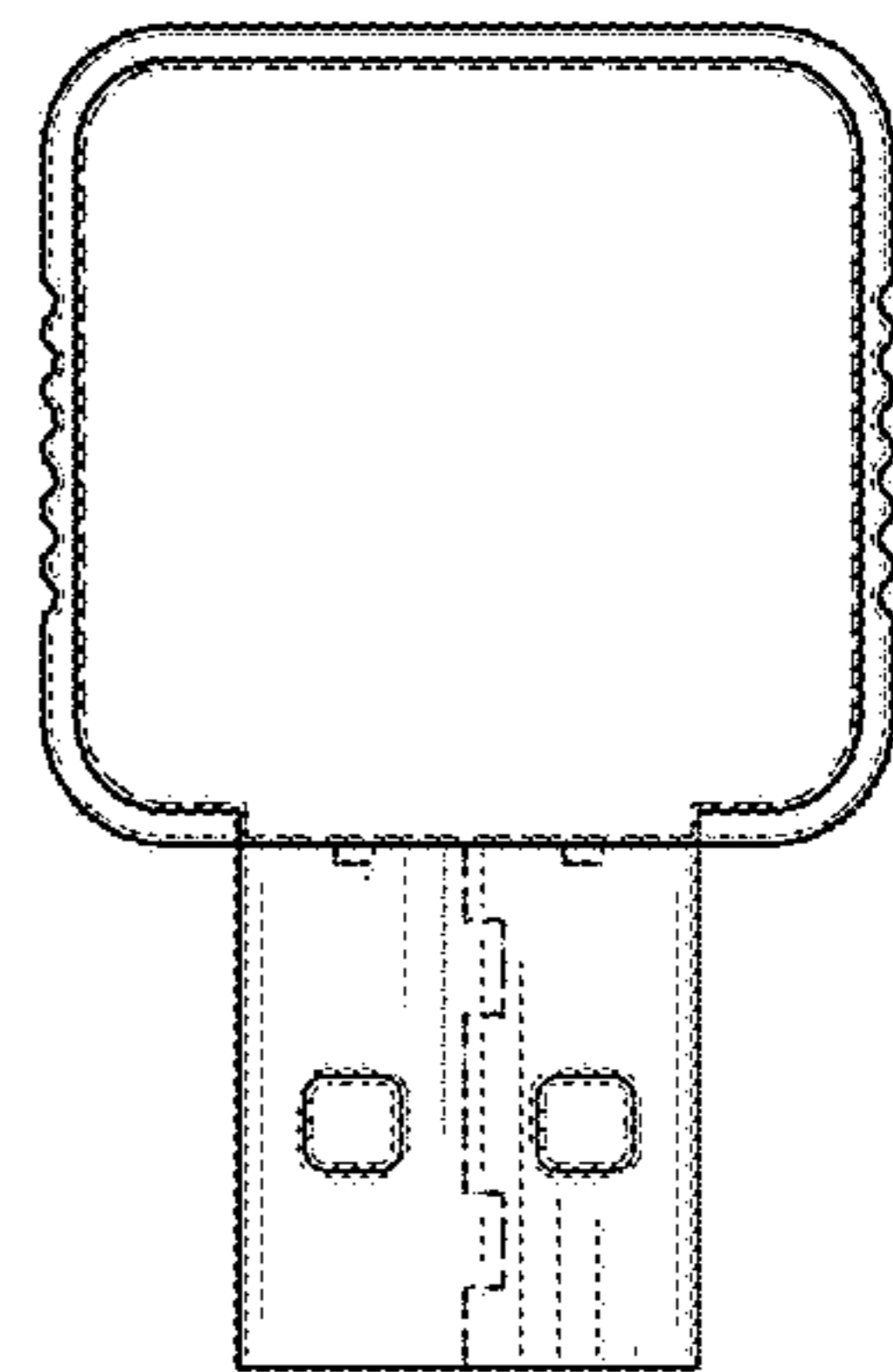


FIG. 7

FIG. 8

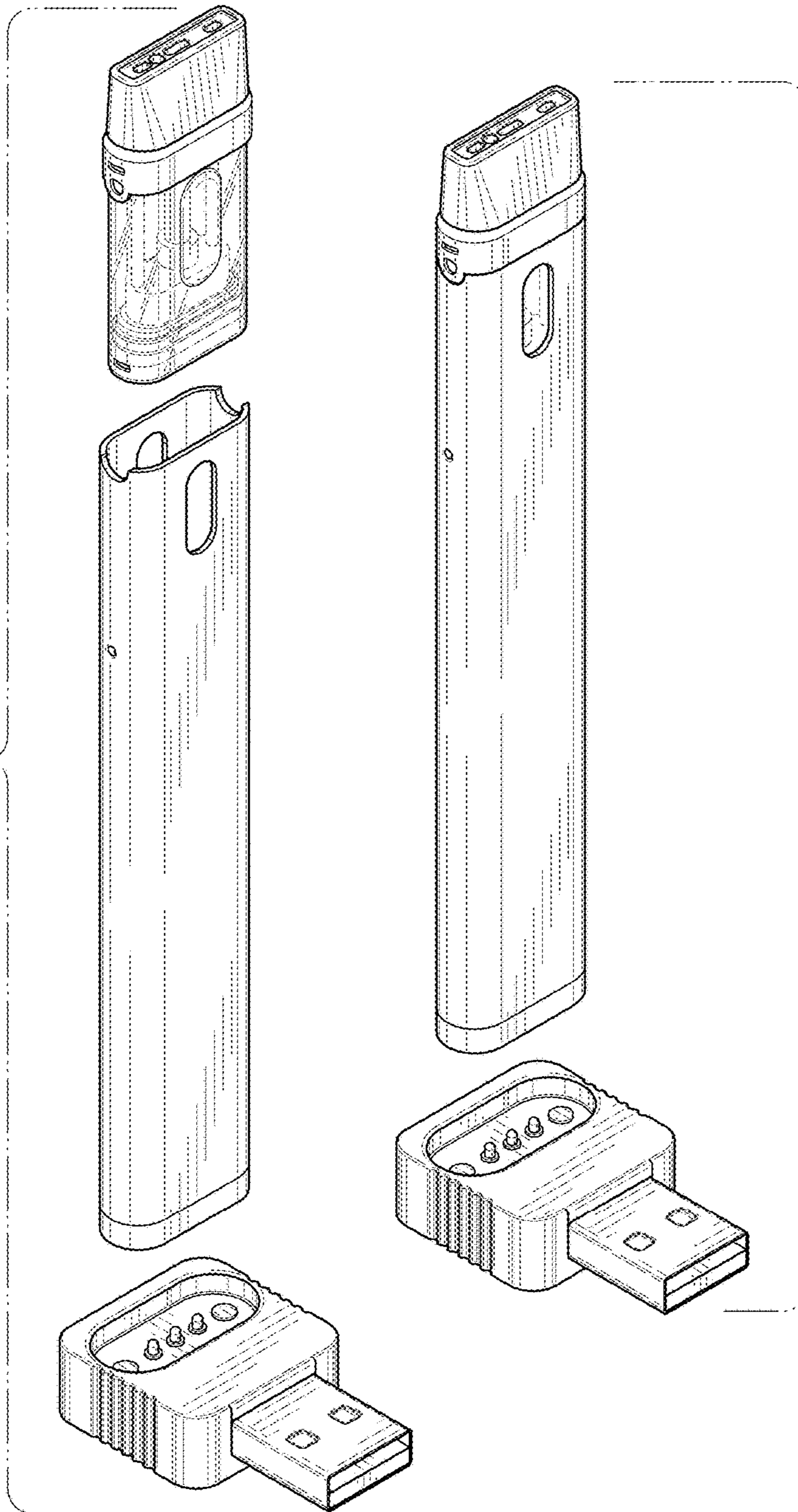


FIG. 9

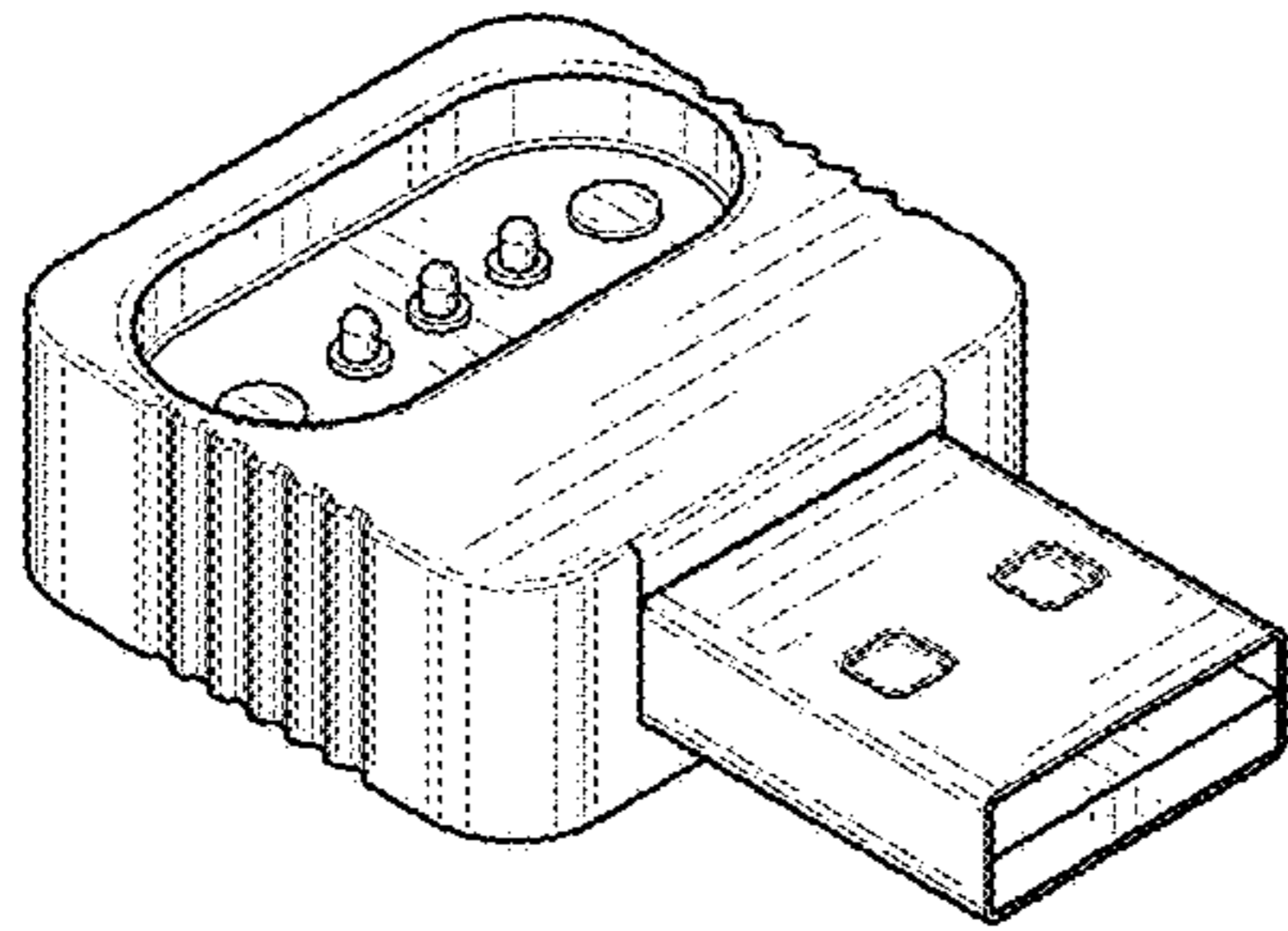


FIG. 10

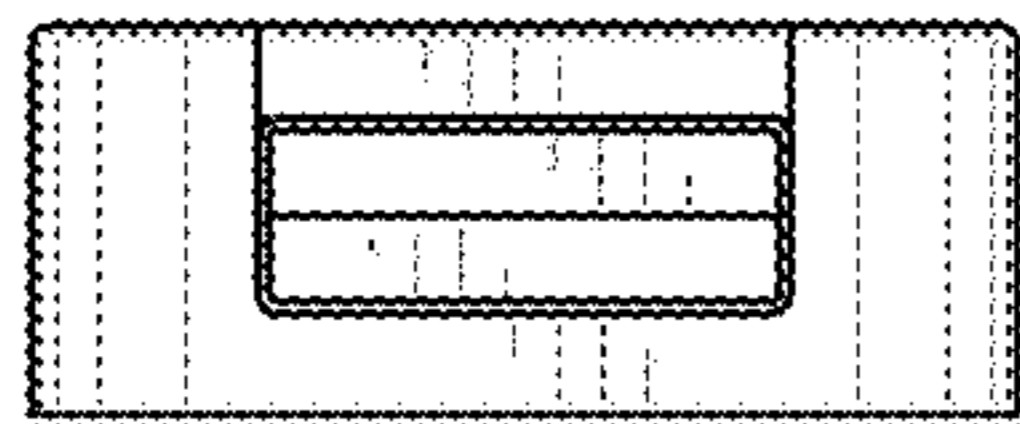


FIG. 11

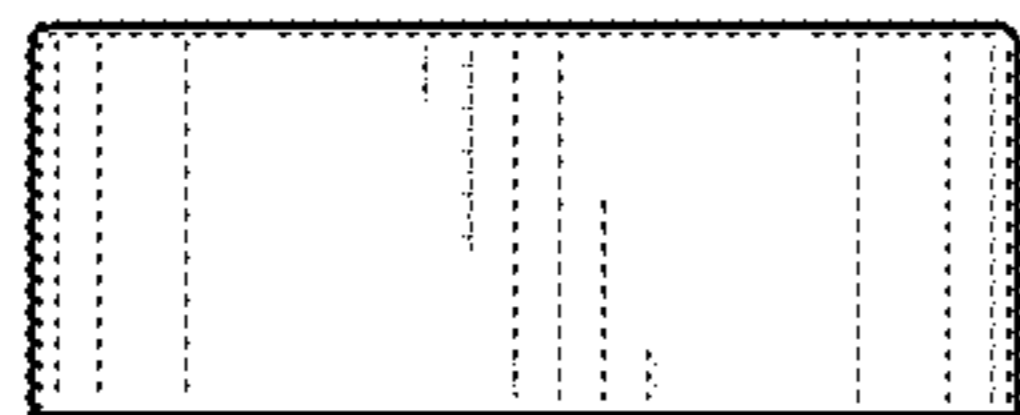


FIG. 12

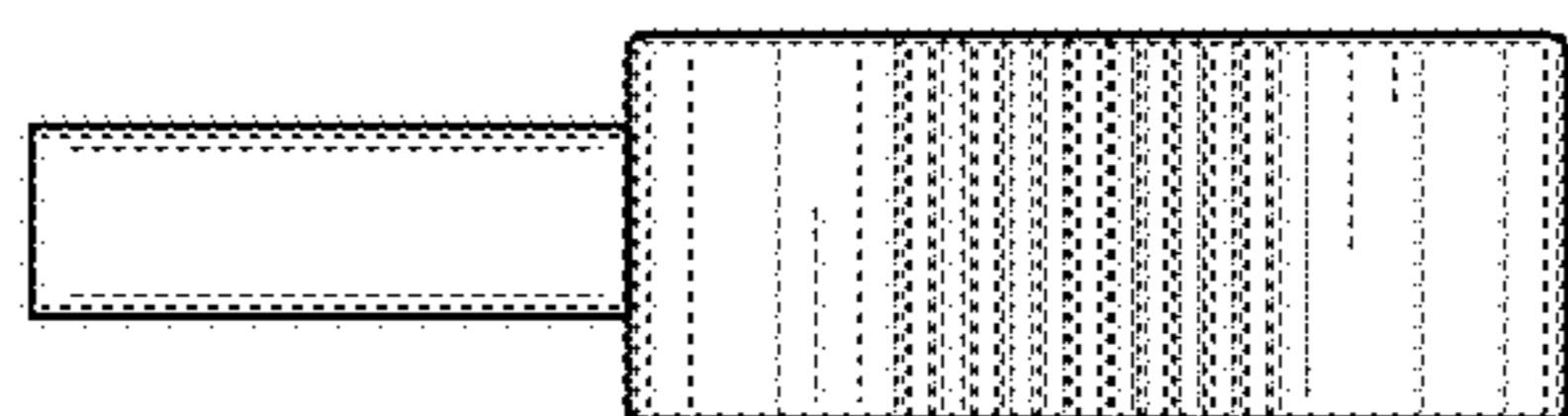


FIG. 13

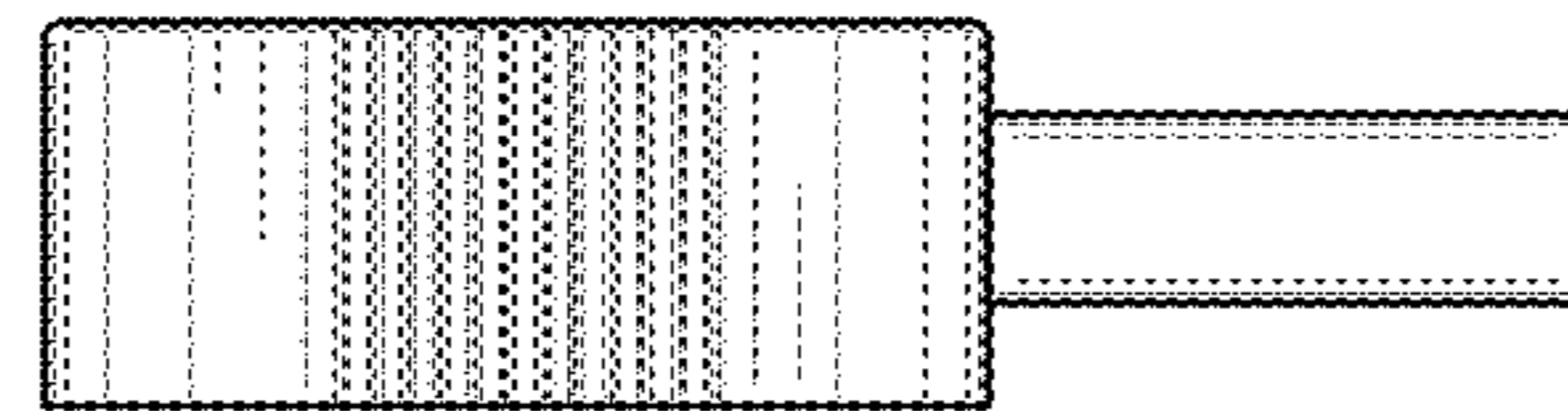


FIG. 14

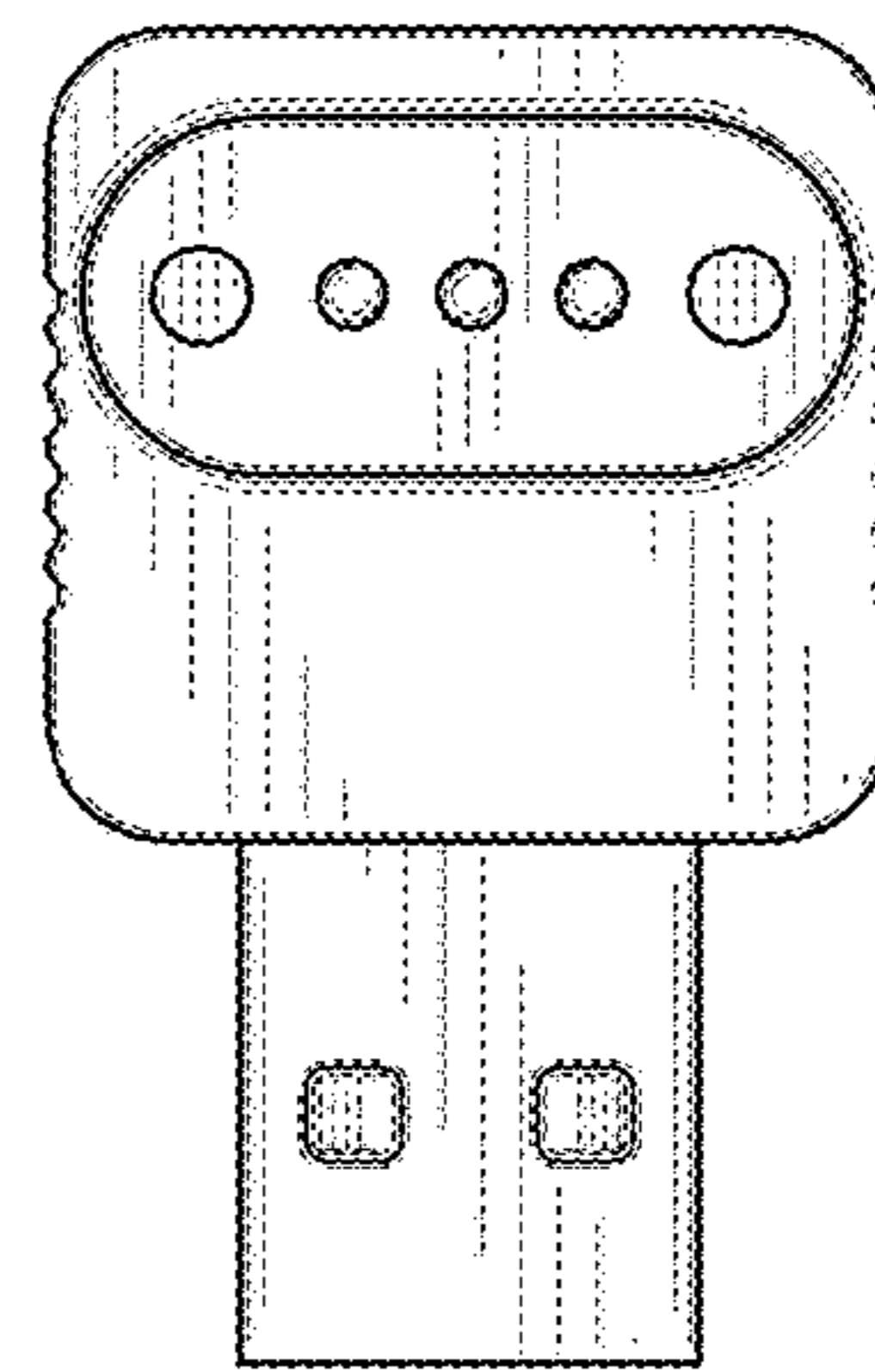


FIG. 15

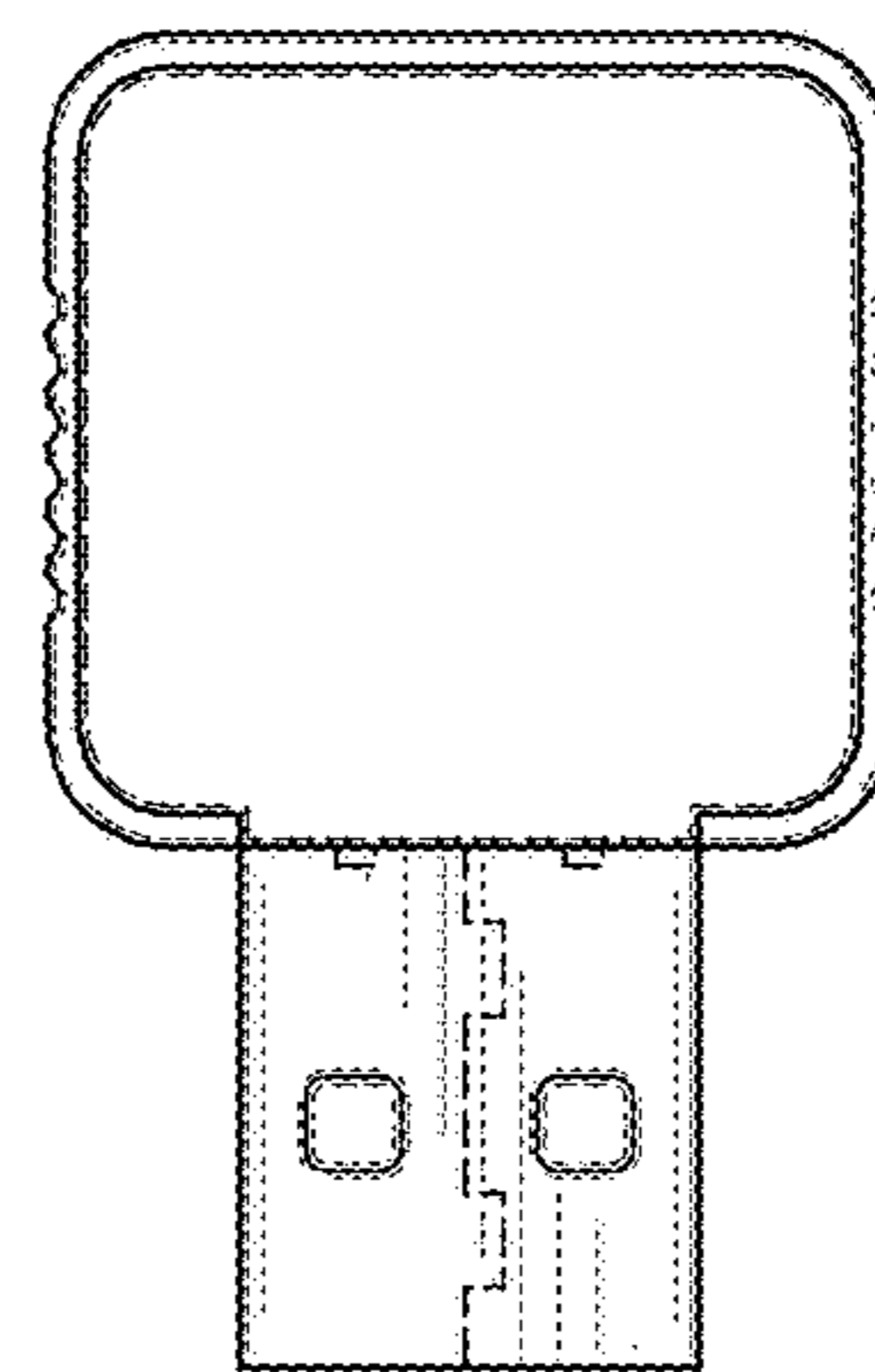


FIG. 16




FIG. 17




FIG. 18




FIG. 19




FIG. 20




FIG. 21




FIG. 22

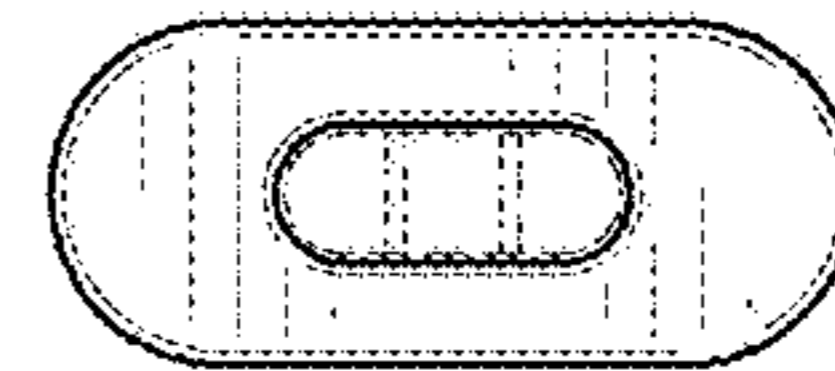


FIG. 23

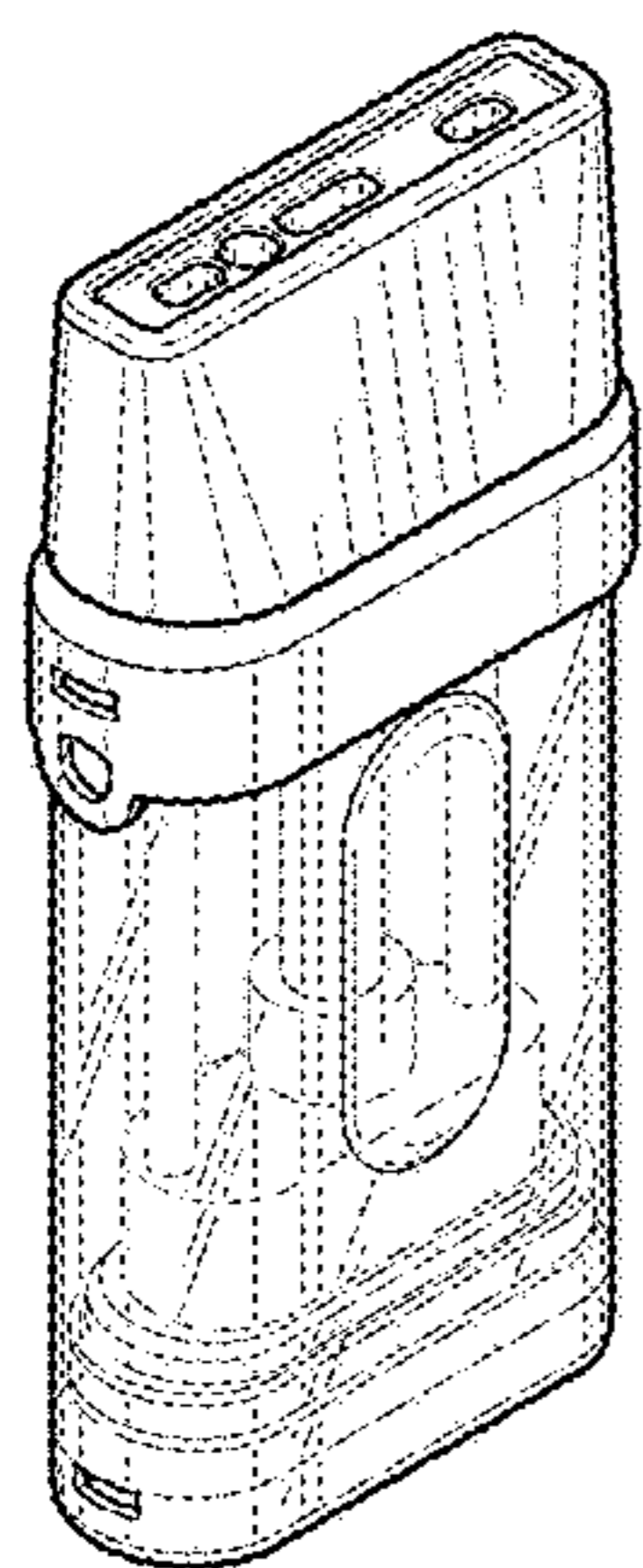


FIG. 24

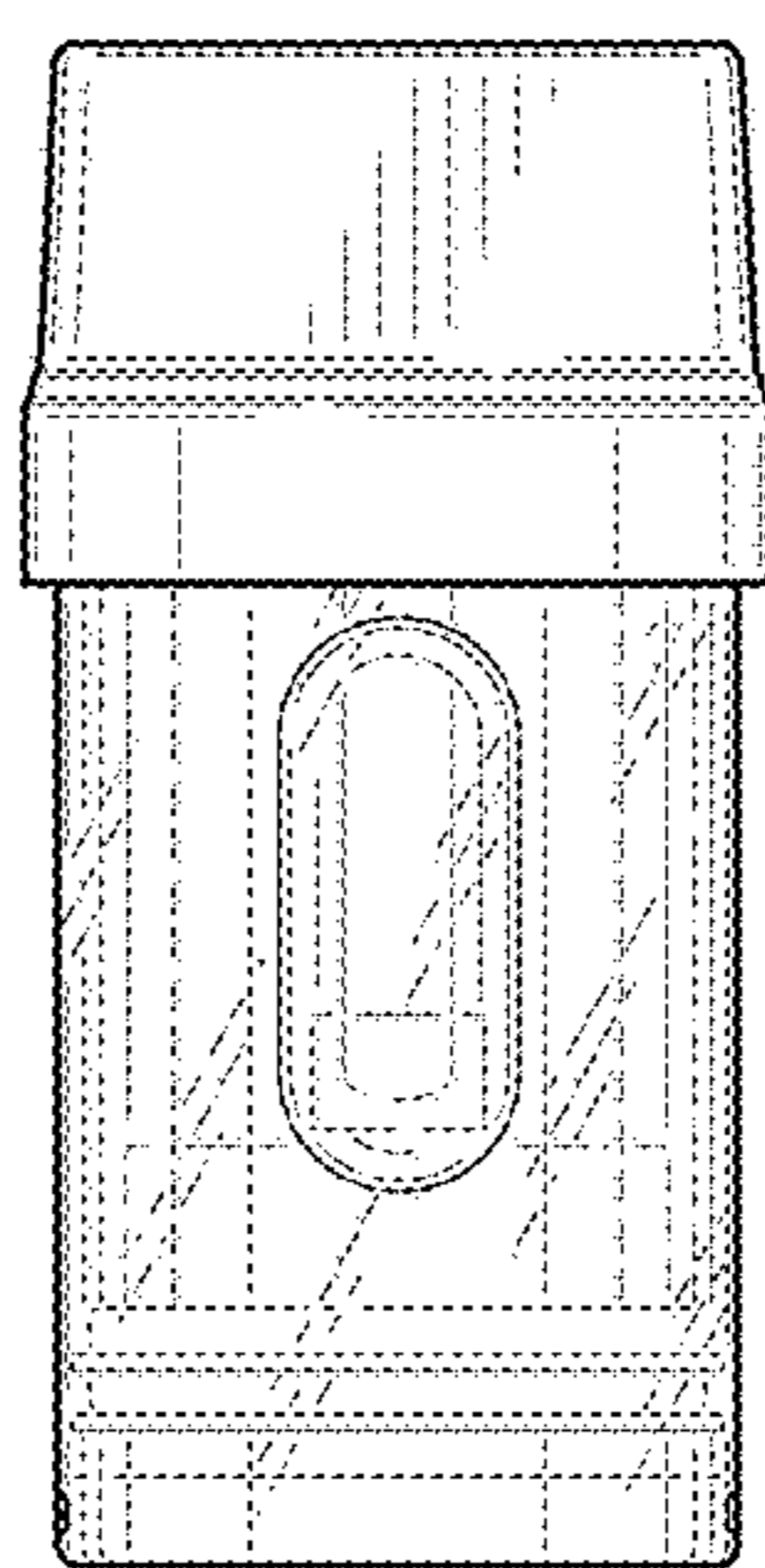


FIG. 25

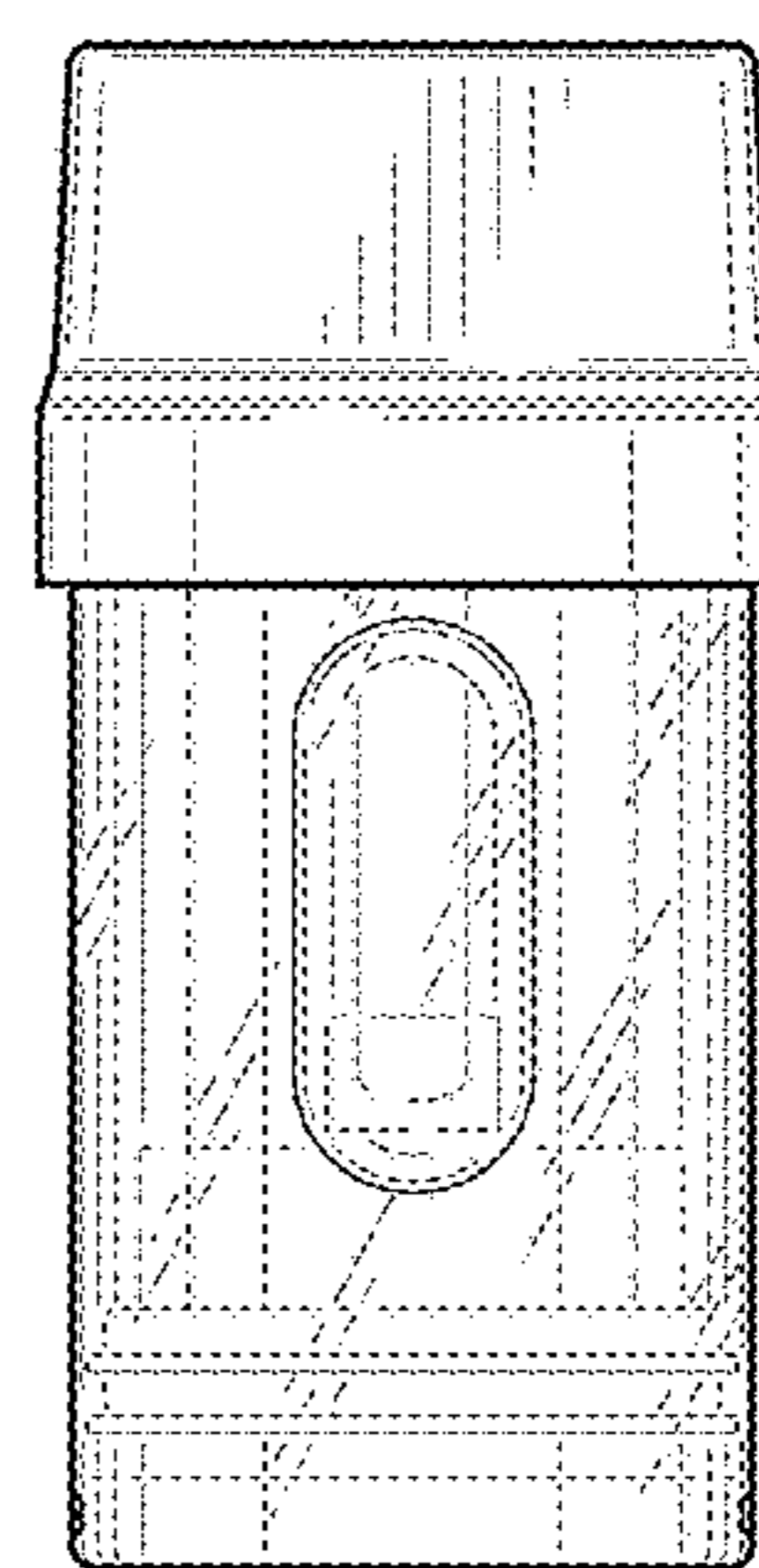


FIG. 26

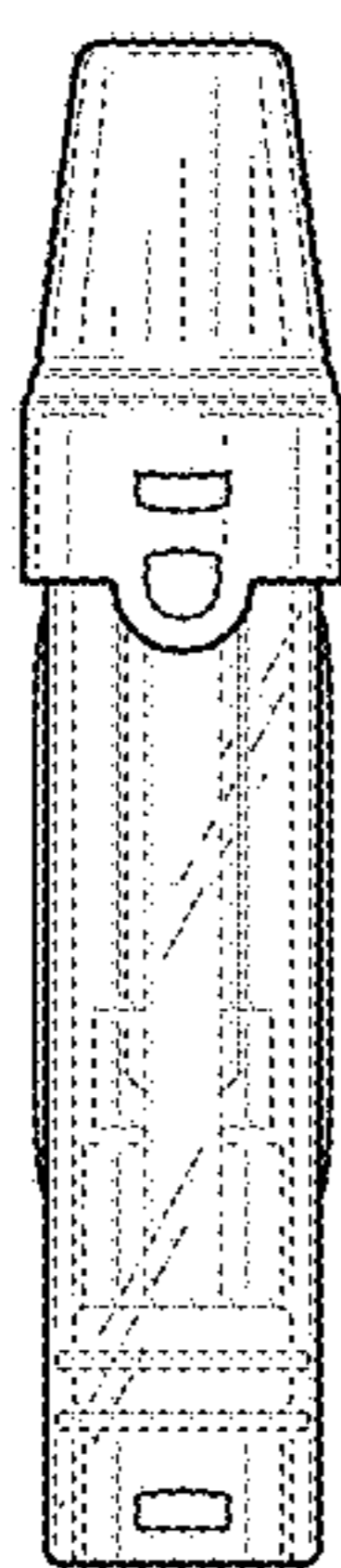


FIG. 27

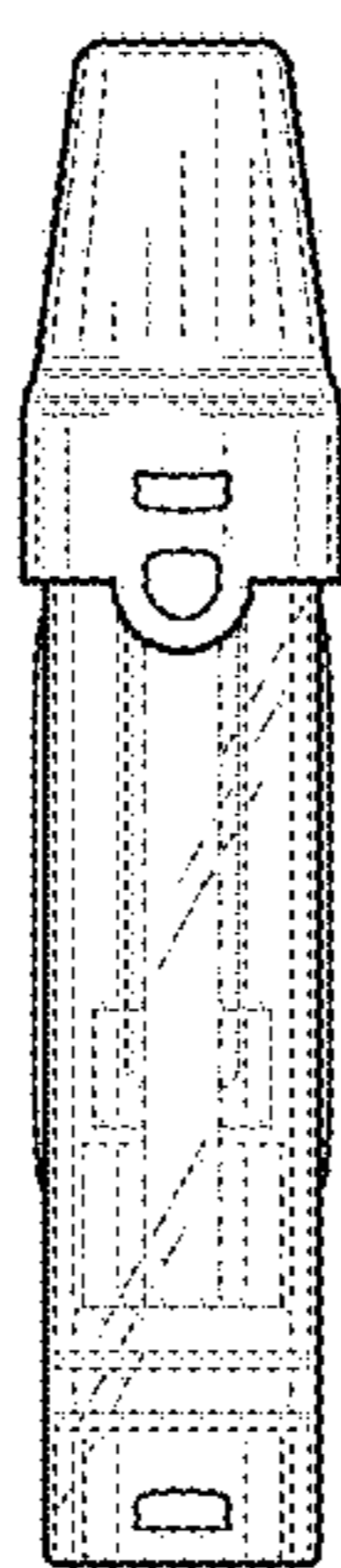


FIG. 28

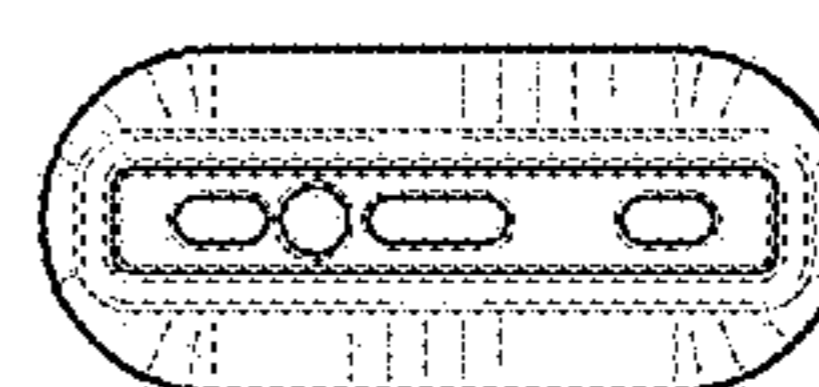


FIG. 29




FIG. 30