



US00D860517S

(12) **United States Design Patent** (10) **Patent No.:** **US D860,517 S**
Qiu et al. (45) **Date of Patent:** **** Sep. 17, 2019**

(54) **ELECTRONIC CIGARETTE**
(71) Applicant: **Joyetech Europe Holding GmbH, Zug**
(CH)
(72) Inventors: **Weihua Qiu, Jiangsu (CN); Jialian Zhao, Jiangsu (CN)**
(73) Assignee: **JOYETECH EUROPE HOLDING GMBH, Zug (CH)**
(**) Term: **15 Years**
(21) Appl. No.: **29/662,556**
(22) Filed: **Sep. 6, 2018**

(30) **Foreign Application Priority Data**

Mar. 16, 2018 (CN) 2018 3 0099126

(51) **LOC (12) Cl.** **27-01**

(52) **U.S. Cl.**
USPC **D27/101**

(58) **Field of Classification Search**
USPC D27/100, 101, 161, 162-194; D23/366;
D24/110; D19/101, 106, 115, 165, 195;
D14/435.1; D9/529
CPC A24F 47/00; A24F 47/002; A24F 15/12
See application file for complete search history.

(56) **References Cited**

U.S. PATENT DOCUMENTS

D127,009 S * 5/1941 Gebhart et al. D9/529
D176,226 S * 11/1955 Morris D9/529
D317,407 S * 6/1991 Gray D9/424
D367,608 S * 3/1996 Stranders D9/529
D373,536 S * 9/1996 Kokenge D9/529
D401,507 S * 11/1998 Gonda D9/529
D484,806 S * 1/2004 Cummings D9/529
D527,640 S * 9/2006 Cummings D9/529
D544,956 S * 6/2007 Collins D24/110

D546,940 S * 7/2007 Collins D24/110
D552,232 S * 10/2007 Collins D24/110
D552,730 S * 10/2007 Collins D24/110
D579,544 S * 10/2008 Birath D24/110
D579,549 S * 10/2008 Birath D24/110
D736,090 S * 8/2015 Kikuchi D9/529
D790,123 S * 6/2017 Beer D27/101
D790,124 S * 6/2017 Beer D27/101
D790,125 S * 6/2017 Beer D27/101
D799,111 S * 10/2017 Qiu D27/101
D799,744 S * 10/2017 Qiu D27/101
D804,717 S * 12/2017 Wang D27/101
D808,071 S * 1/2018 Folkerts D27/101
D808,073 S * 1/2018 Leidel D27/162
D816,895 S * 5/2018 Ren D27/162
D822,272 S * 7/2018 Miller D27/101
D823,536 S * 7/2018 Lai D27/163
D828,953 S * 9/2018 Chen D27/167

(Continued)

Primary Examiner — Marissa J Cash

(74) *Attorney, Agent, or Firm* — Novick, Kim & Lee, PLLC; Allen Xue; Hyun Woo Shin

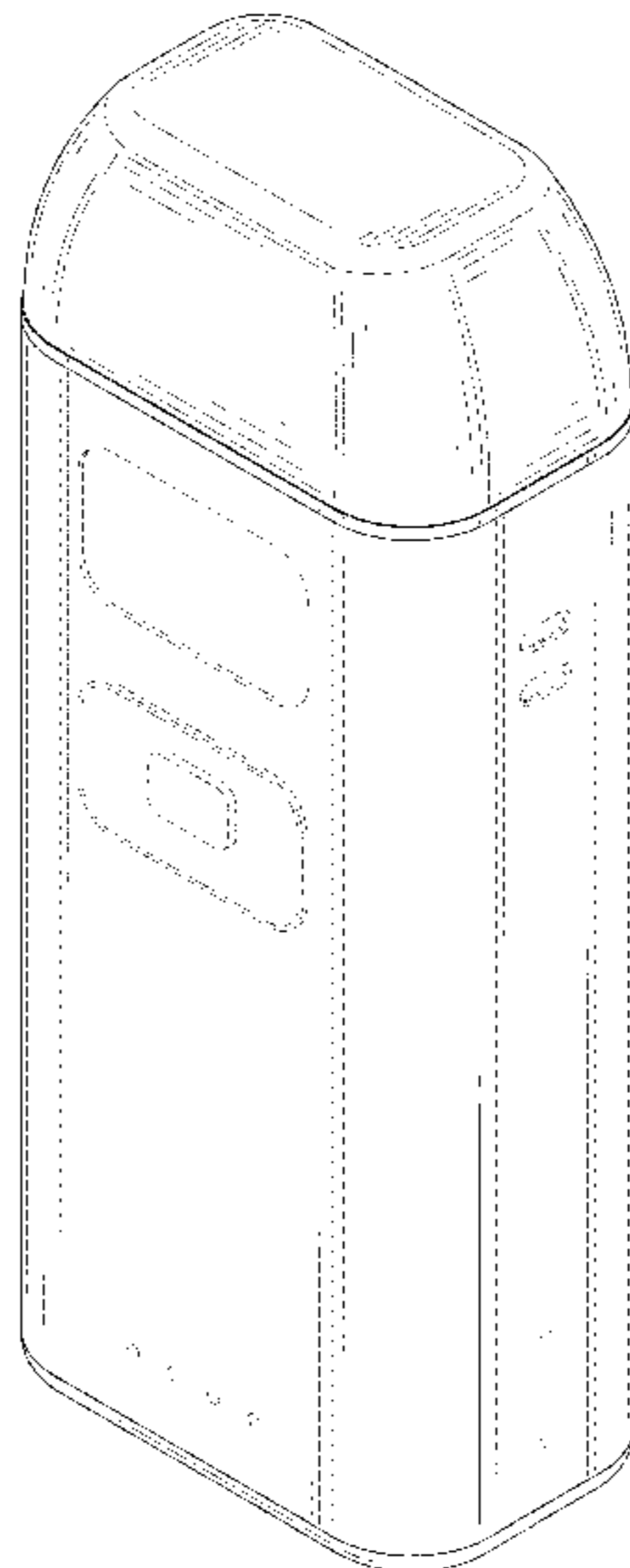
(57) **CLAIM**

We claim the ornamental design for an electronic cigarette, as shown and described.

DESCRIPTION

FIG. 1 is a top perspective view of an electronic cigarette, showing our new design;
FIG. 2 is a bottom perspective view thereof;
FIG. 3 is a front elevational view thereof;
FIG. 4 is a rear elevational view thereof;
FIG. 5 is a left side elevational view thereof;
FIG. 6 is a right side elevational view thereof;
FIG. 7 is a top plan view thereof; and,
FIG. 8 is a bottom plan view thereof.
The broken lines in the drawings show portions of the electronic cigarette which form no part of the claimed design.

1 Claim, 8 Drawing Sheets



(56)

References Cited

U.S. PATENT DOCUMENTS

D831,270	S *	10/2018	Qiu	D27/162
D832,501	S *	10/2018	Qiu	D27/162
D833,063	S *	11/2018	Qiu	D27/101
D834,746	S *	11/2018	Liu	D27/162
D842,237	S *	3/2019	Qiu	D13/103
D846,796	S *	4/2019	Pan	D27/101
D846,798	S *	4/2019	Chen	D27/163
2017/0215479	A1 *	8/2017	Kies	A24F 3/00
2018/0020738	A1 *	1/2018	Qiu	F22B 1/284 131/329
2018/0279682	A1 *	10/2018	Guo	A24F 47/008
2019/0008208	A1 *	1/2019	Cirillo	A24F 47/008

* cited by examiner

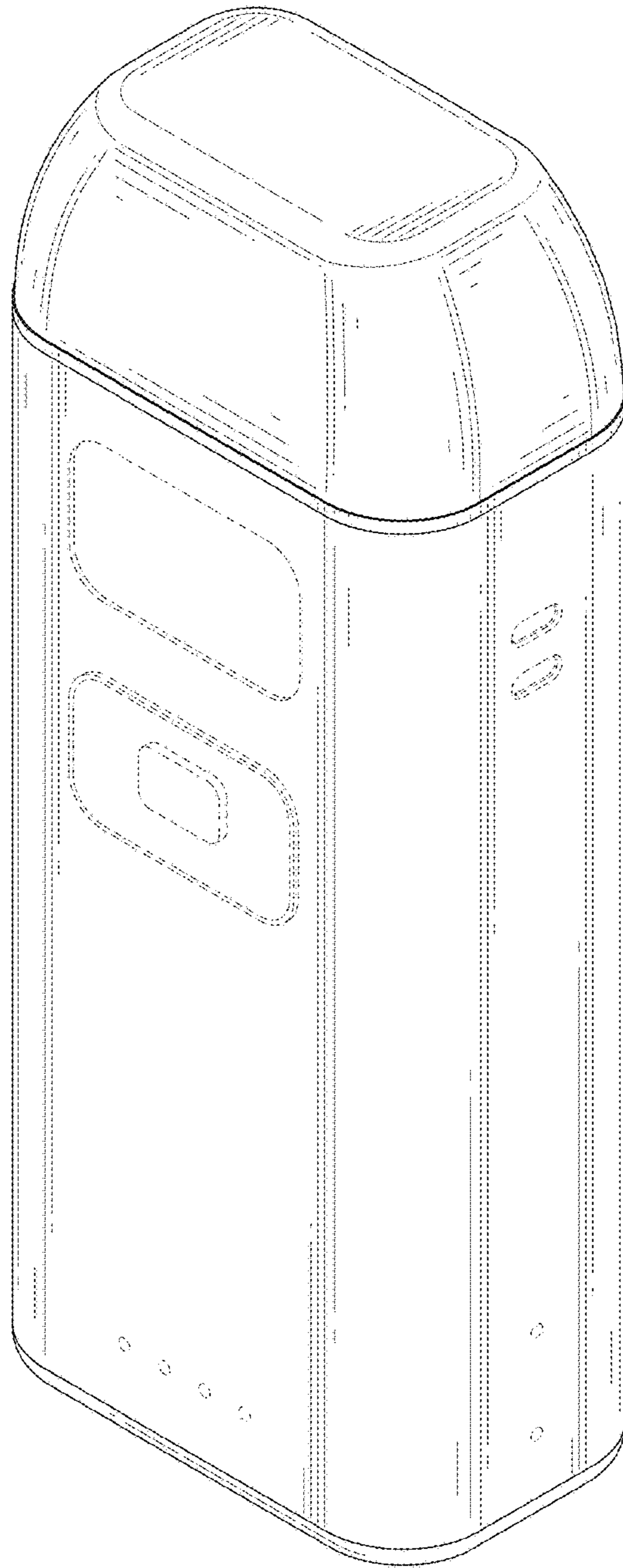


FIG. 1

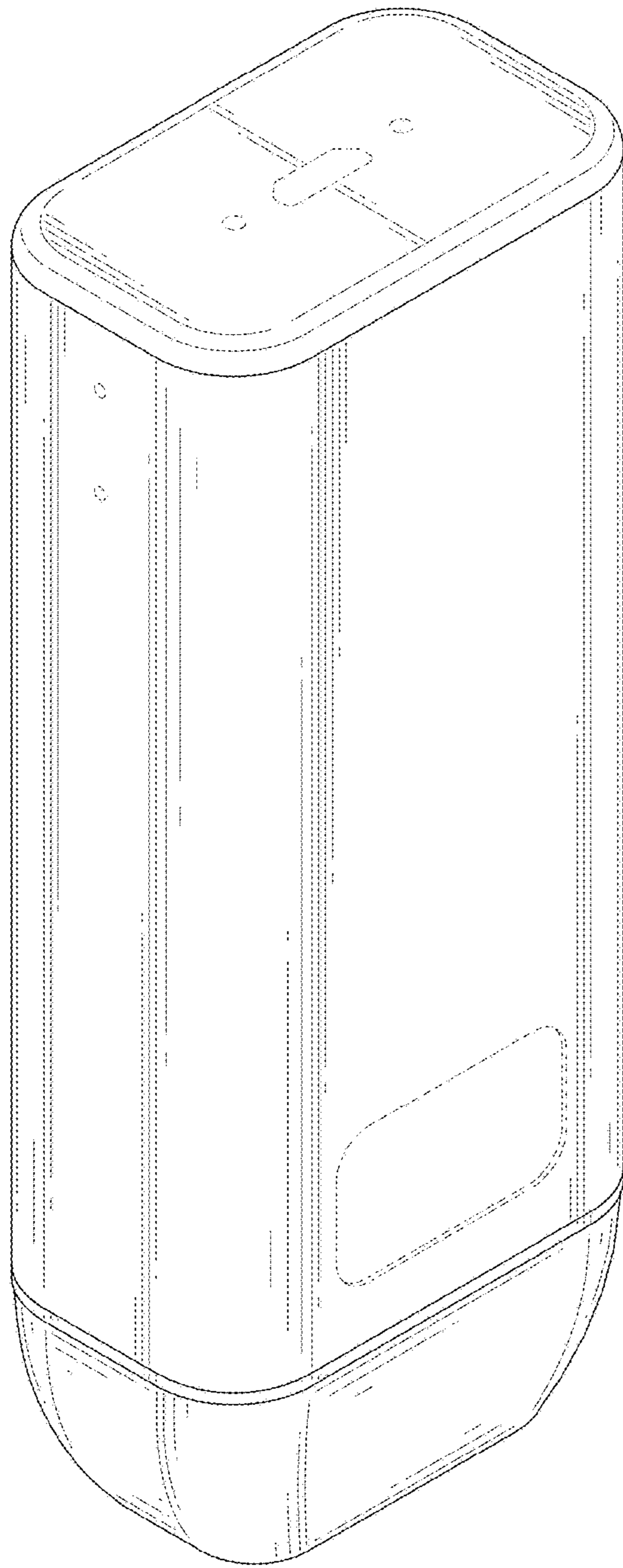


FIG. 2

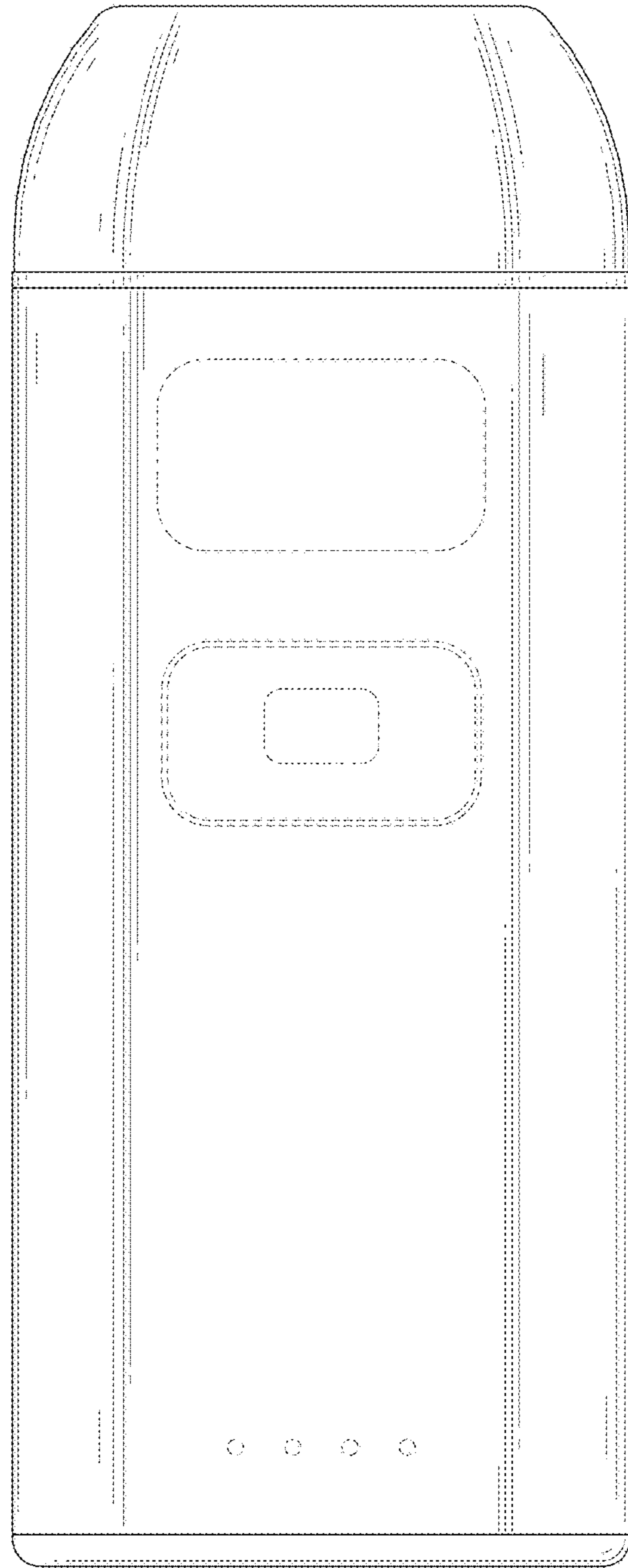


FIG. 3

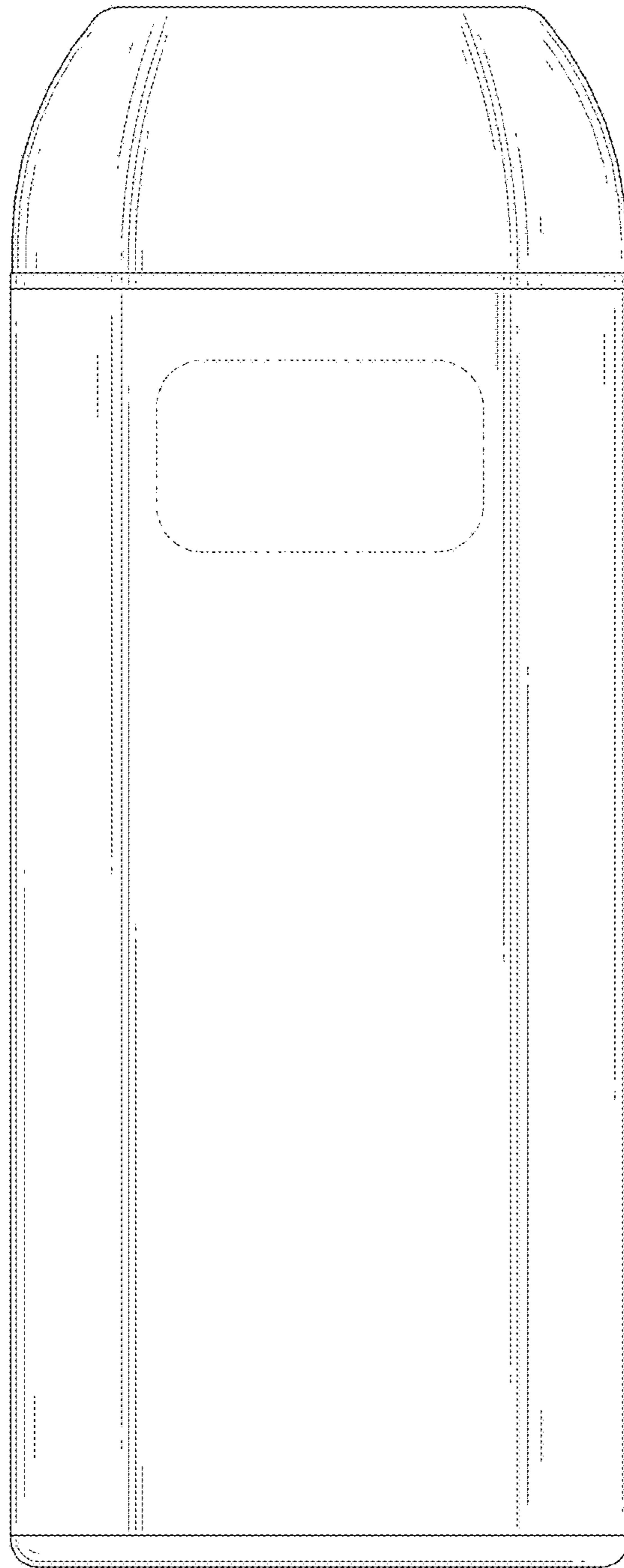


FIG. 4




FIG. 5




FIG. 6

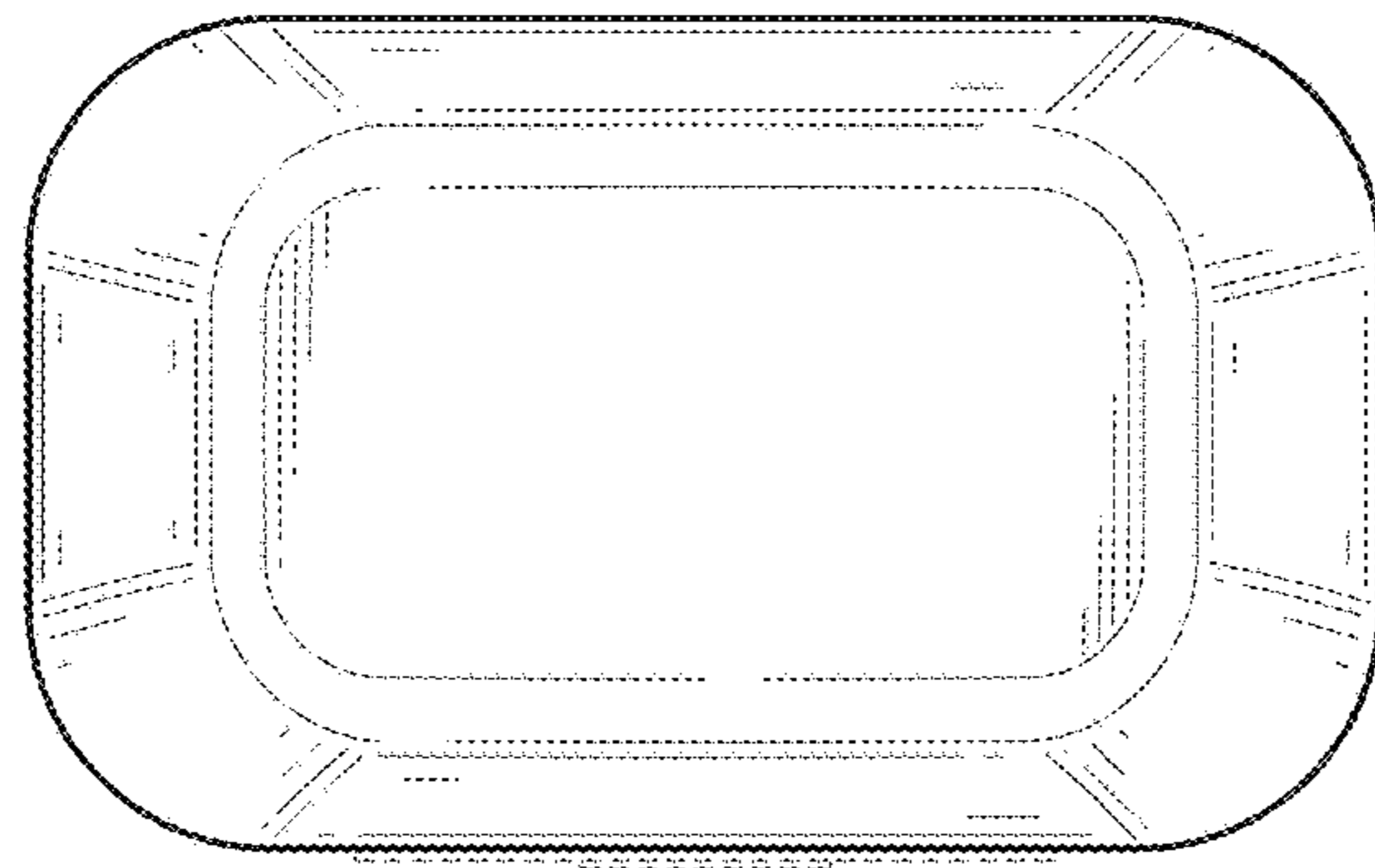


FIG. 7

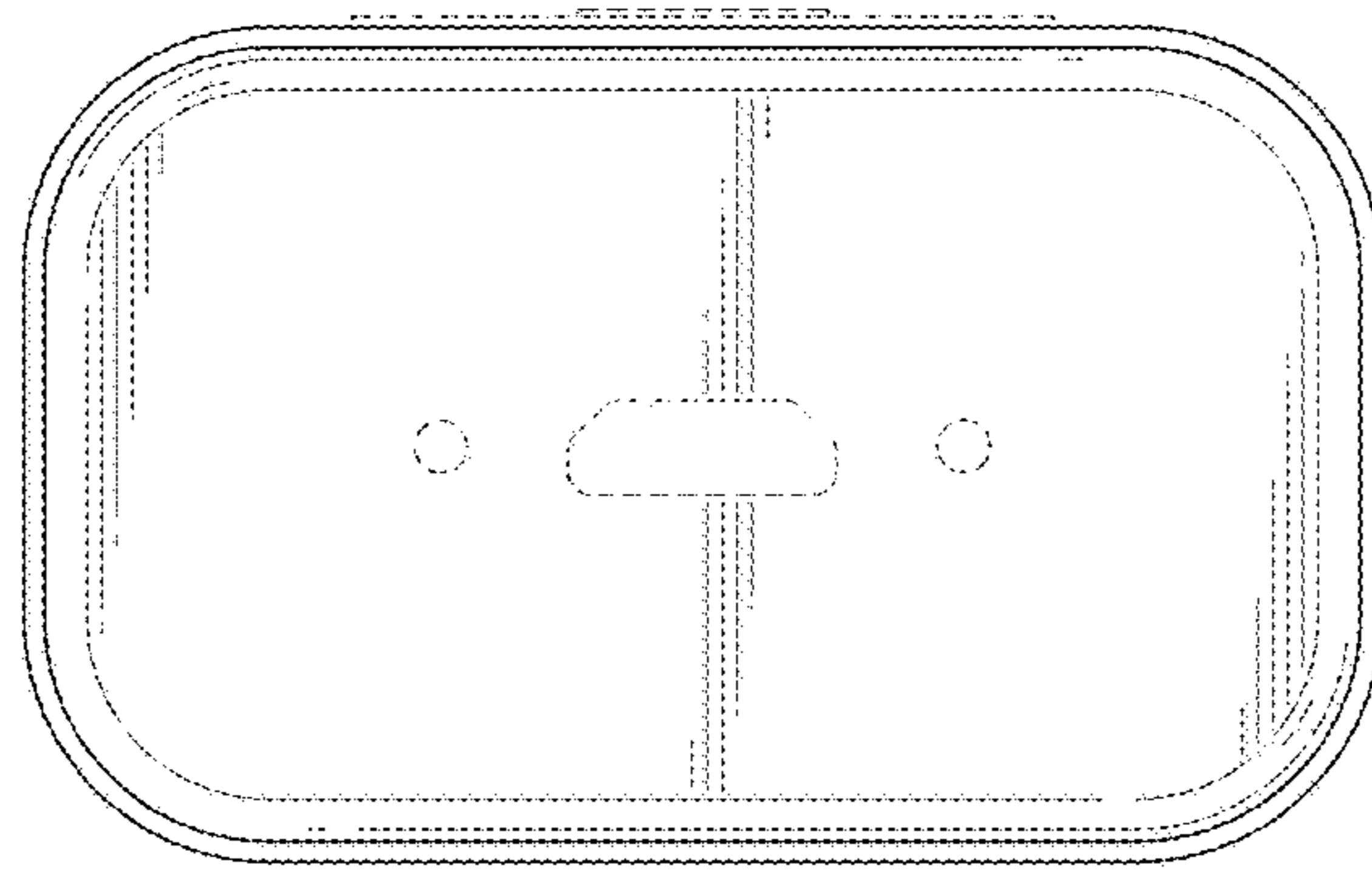


FIG. 8