



US00D860516S

(12) **United States Design Patent** (10) **Patent No.:** **US D860,516 S**  
**Qiu et al.** (45) **Date of Patent:** **\*\* \*Sep. 17, 2019**

(54) **ELECTRONIC CIGARETTE**

(56) **References Cited**

(71) Applicant: **Changzhou Patent Electronic Technology Co., Ltd**, Changzhou, Jiangsu (CN)

U.S. PATENT DOCUMENTS

(72) Inventors: **Weihua Qiu**, Jiangsu (CN); **Wanlin Cai**, Jiangsu (CN)

D231,708 S *	5/1974	Kenney .....	D27/160
D492,061 S *	6/2004	Reynolds .....	D27/143
D577,150 S *	9/2008	Bryman .....	D27/163
D729,444 S *	5/2015	Leidel .....	D27/163
D729,445 S *	5/2015	Leidel .....	D27/163
D731,114 S *	6/2015	Leidel .....	D27/163
D743,099 S *	11/2015	Oglesby .....	D27/101
D753,336 S *	4/2016	Chen .....	D27/101
D758,656 S *	6/2016	Freshwater .....	D27/163
D760,429 S *	6/2016	Emarlou .....	D27/163
D771,867 S *	11/2016	Leidel .....	D27/163
D772,477 S *	11/2016	Shin .....	D27/163
D773,114 S *	11/2016	Leidel .....	D27/163
D775,414 S *	12/2016	Ampolini .....	D13/108

(73) Assignee: **JOYTECH EUROPE HOLDING GMBH**, Zug (CH)

(\*) Notice: This patent is subject to a terminal disclaimer.

(\*\*) Term: **15 Years**

(Continued)

(21) Appl. No.: **29/656,525**

*Primary Examiner* — Marissa J Cash

(22) Filed: **Jul. 13, 2018**

(74) *Attorney, Agent, or Firm* — Novick, Kim & Lee, PLLC; Allen Xue; Hyun Woo Shin

**Related U.S. Application Data**

(63) Continuation of application No. 29/656,451, filed on Jul. 12, 2018.

(57) **CLAIM**

We claim the ornamental design for an electronic cigarette, as shown and described.

**Foreign Application Priority Data**

Jan. 19, 2018 (CN) ..... 2018 3 0025384

**DESCRIPTION**

(51) **LOC (12) Cl.** ..... **27-01**

(52) **U.S. Cl.**  
USPC ..... **D27/101**

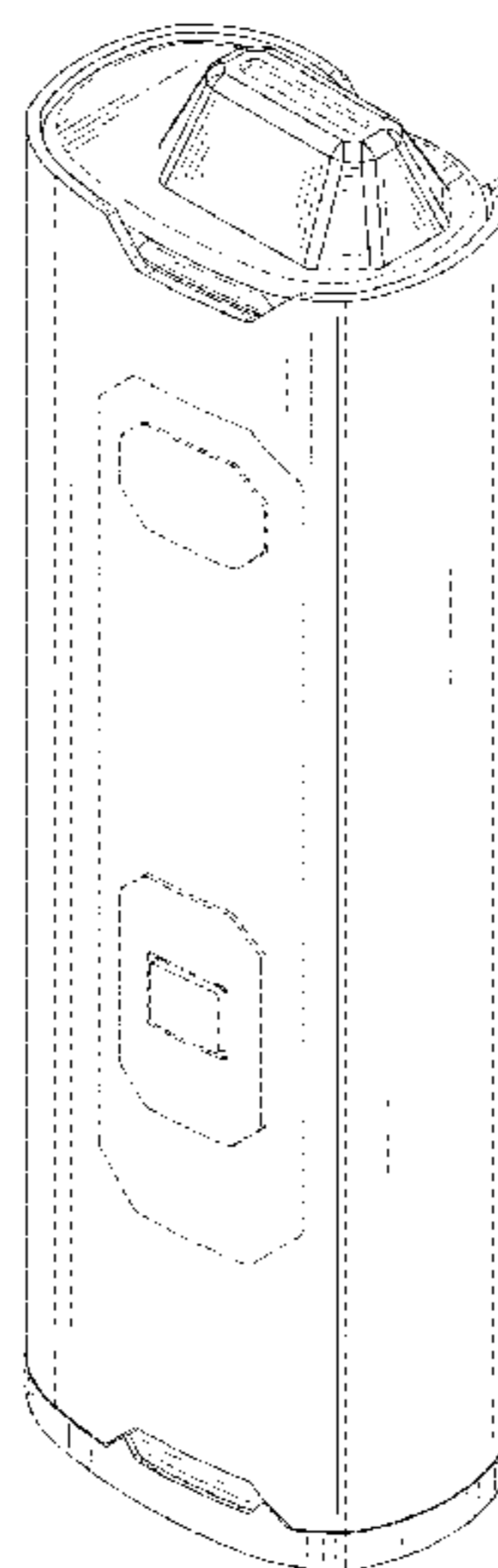
(58) **Field of Classification Search**  
USPC ..... D27/100, 101, 102–105, 114, 137, 139, D27/141–144, 152, 153, 154, 155, 160, D27/161, 162–196, 136, 128; D23/366; D7/416; D24/110; D8/371, 380, 499; D32/25; D15/199; D9/626, 349, 432; D11/143, 146

FIG. 1 is a top, front, right side perspective view of an electronic cigarette, showing our new design; FIG. 2 is a bottom, rear, left side perspective view thereof; FIG. 3 is a front elevational view thereof; FIG. 4 is a rear elevational view thereof; FIG. 5 is a left side elevational view thereof; FIG. 6 is a right side elevational view thereof; FIG. 7 is a top plan view thereof; and, FIG. 8 is a bottom plan view thereof. The broken lines in the drawings show portions of the electronic cigarette which form no part of the claimed design.

CPC ..... A24F 47/002; A24F 47/00; A24F 3/02; A24C 5/44; A24C 5/425

See application file for complete search history.

**1 Claim, 8 Drawing Sheets**



(56)

References Cited

U.S. PATENT DOCUMENTS

D775,762 S *	1/2017	Chen	D27/101	D819,880 S *	6/2018	Qiu	D27/101
D776,051 S *	1/2017	Wang	D13/103	9,986,764 B2 *	6/2018	Watson	A24F 7/02
D779,115 S *	2/2017	Stoll	D27/153	D822,271 S *	7/2018	Eksouzian	D27/101
D790,766 S *	6/2017	Li	D27/163	D822,896 S *	7/2018	Durand	D27/101
D792,020 S *	7/2017	Mendoza	D27/101	D823,536 S *	7/2018	Lai	D27/163
D792,642 S *	7/2017	Mendoza	D27/101	D824,094 S *	7/2018	Rein	D27/141
D799,111 S *	10/2017	Qiu	D27/101	D825,455 S *	8/2018	Liu	D13/103
D799,743 S *	10/2017	Qiu	D27/101	D828,621 S *	9/2018	Qiu	D27/162
D799,746 S *	10/2017	Leidel	D27/163	D828,953 S *	9/2018	Chen	D27/167
D800,377 S *	10/2017	Liu	D27/101	D831,270 S *	10/2018	Qiu	D27/162
D801,507 S *	10/2017	Kelnhofer	D23/366	D832,501 S *	10/2018	Qiu	D27/162
D802,206 S *	11/2017	Huang	D27/101	D832,504 S *	10/2018	Qiu	D27/163
D805,028 S *	12/2017	Liu	D13/103	D833,063 S *	11/2018	Qiu	D27/101
D807,576 S *	1/2018	Liu	D27/163	D834,744 S *	11/2018	Zhu	D27/101
D809,191 S *	1/2018	Li	D27/101	D834,746 S *	11/2018	Liu	D27/162
D814,693 S *	4/2018	Qiu	D27/101	10,130,122 B2 *	11/2018	Anderson, Jr. ...	A61M 15/0065
D818,946 S *	5/2018	Liu	D13/103	D835,840 S *	12/2018	Liu	D27/162
9,961,940 B2 *	5/2018	Anderson, Jr. ....	A61M 15/06	2016/0331912 A1 *	11/2016	Trzeciecki	A61M 11/042
				2018/0116281 A1 *	5/2018	Anderson, Jr. ...	A61M 15/0065
				2018/0153219 A1 *	6/2018	Verleur	A24F 47/008

\* cited by examiner

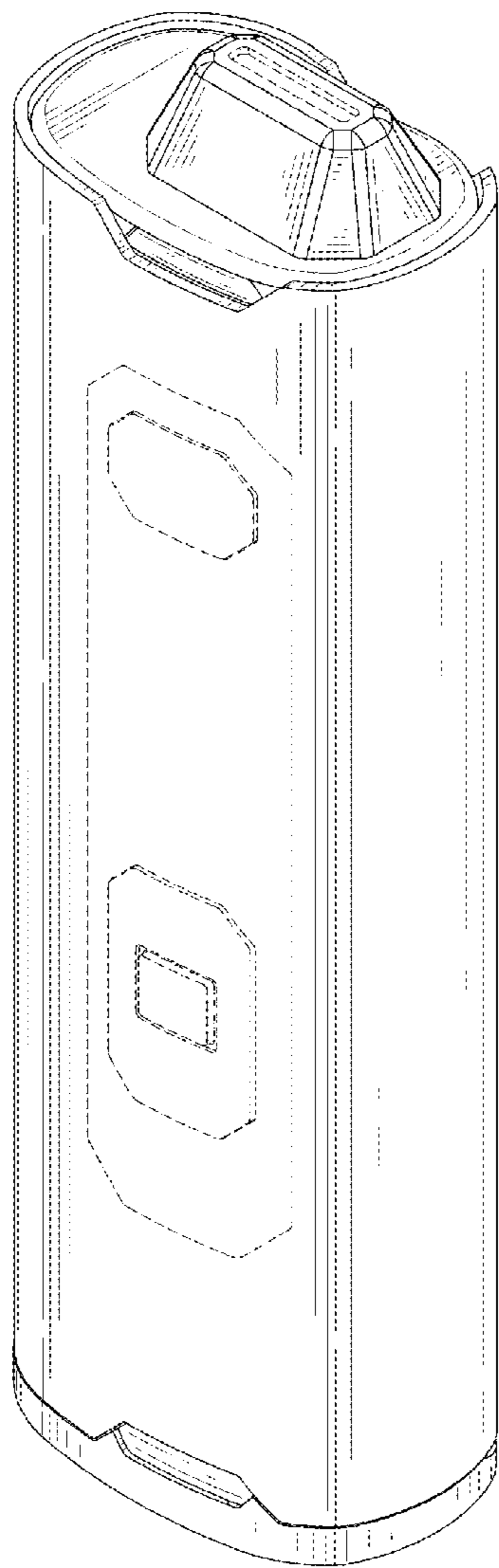


FIG. 1

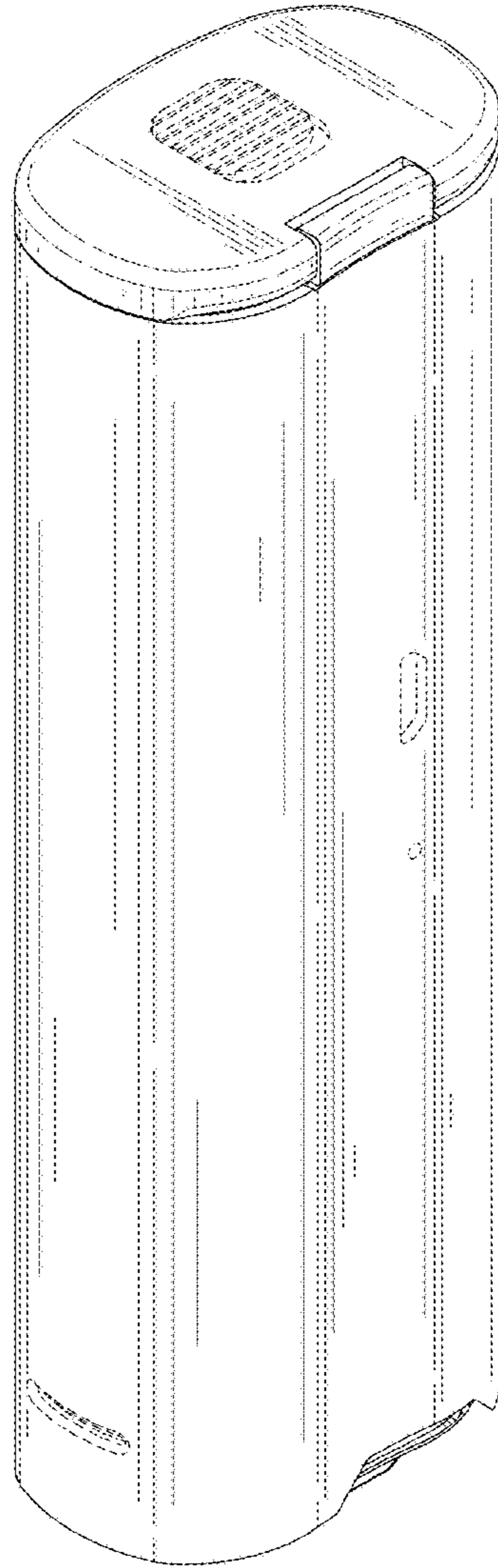


FIG. 2

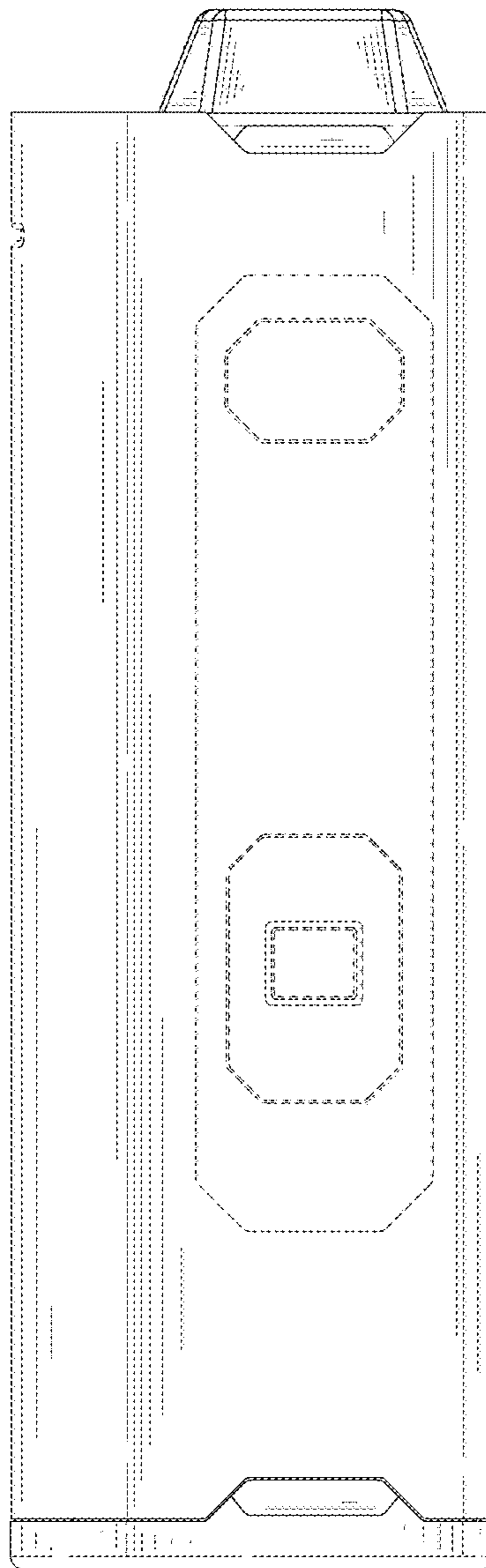


FIG. 3



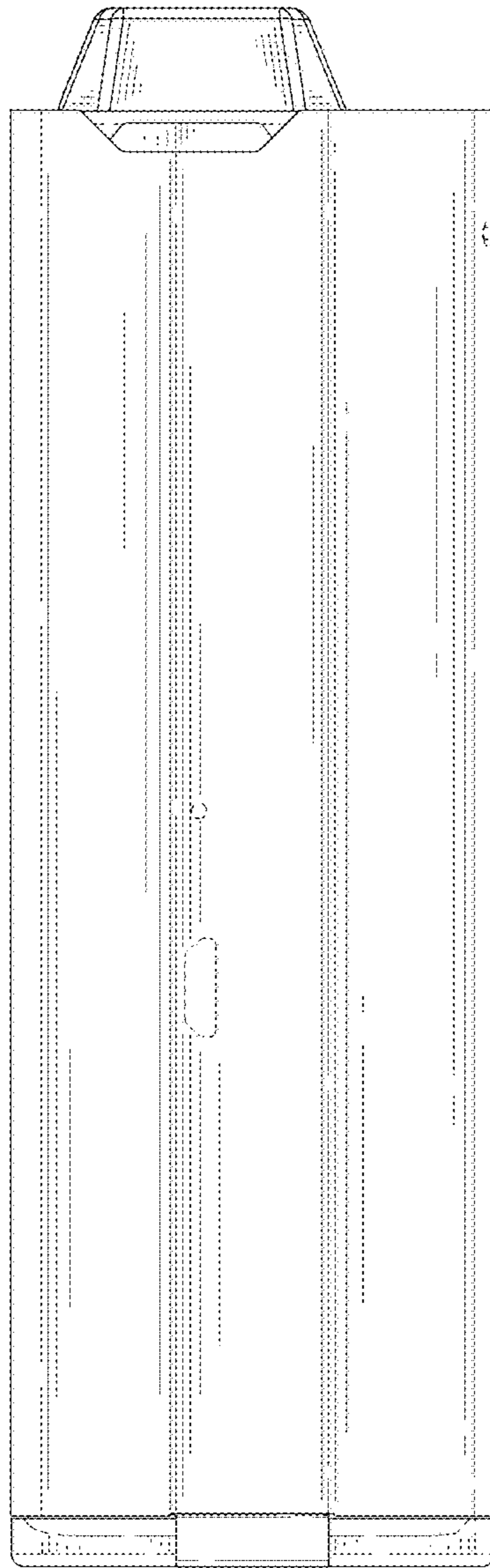


FIG. 4




FIG. 5




FIG. 6



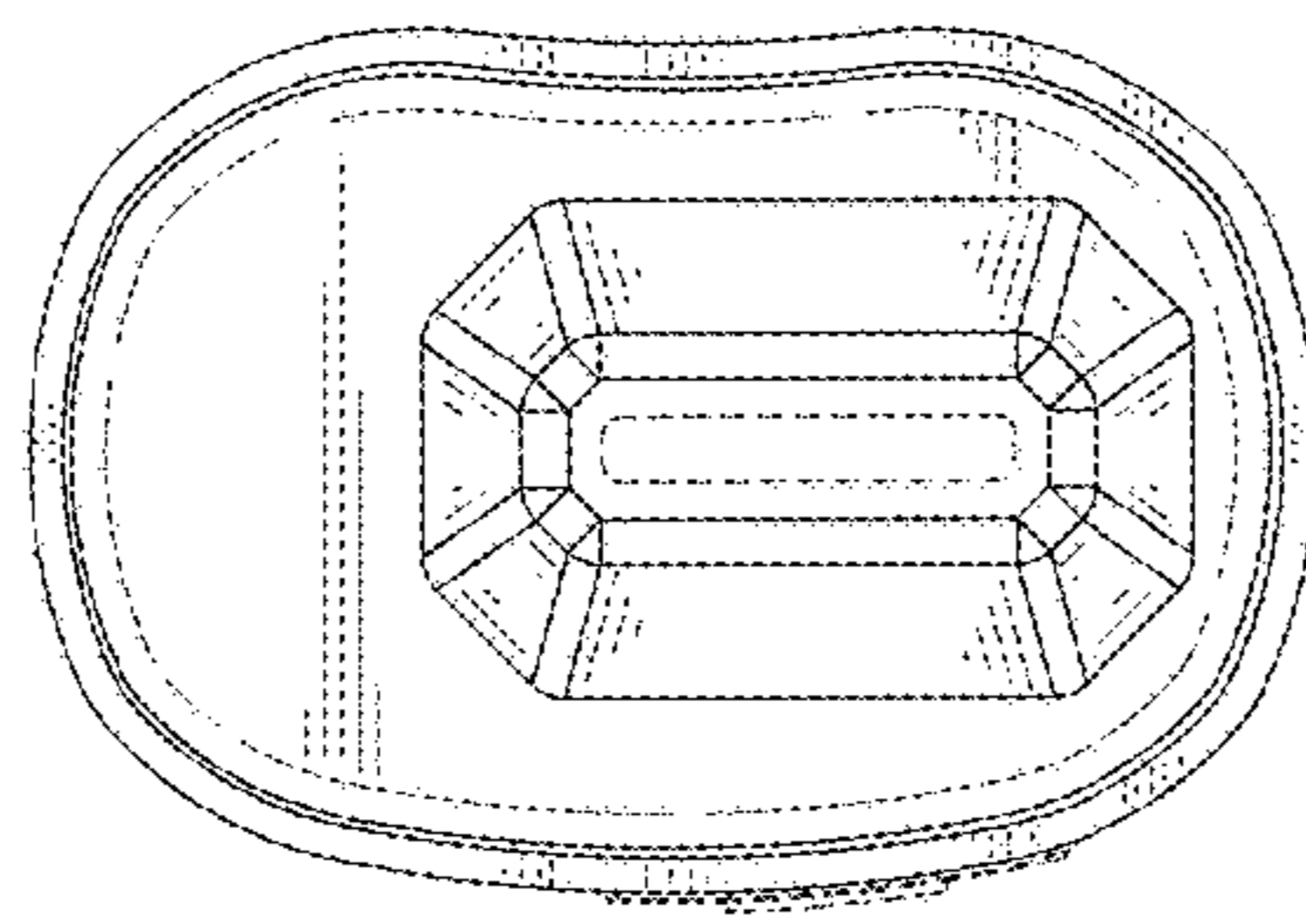


FIG. 7

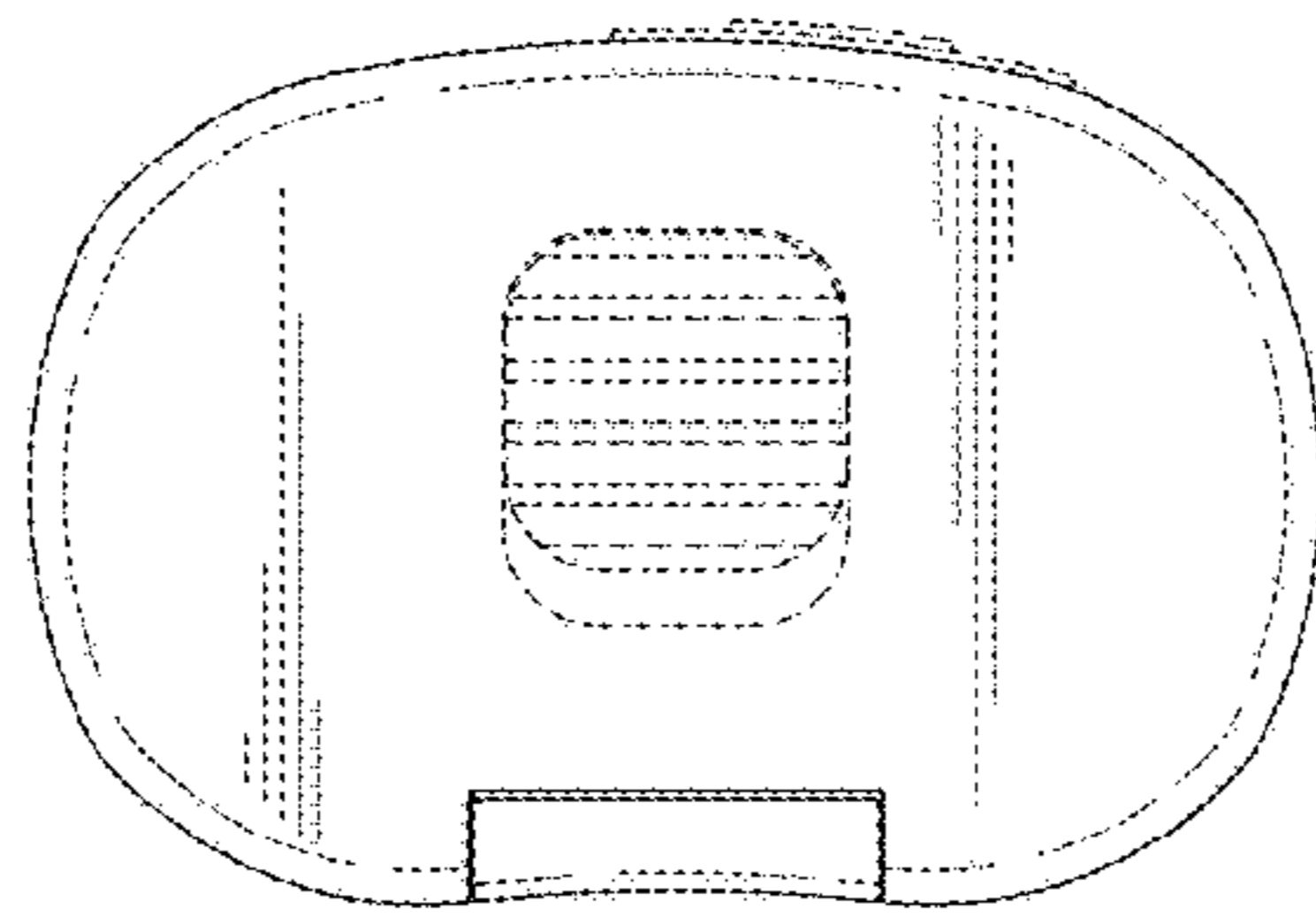


FIG. 8