



US00D860499S

(12) **United States Design Patent** (10) **Patent No.:** **US D860,499 S**  
**Graham et al.** (45) **Date of Patent:** **\*\* Sep. 17, 2019**

- (54) **LIGHT FIXTURE**
- (71) Applicant: **JST Performance, LLC**, Gilbert, AZ (US)
- (72) Inventors: **Marshall W. Graham**, Chandler, AZ (US); **Stephen P. Adams**, Mesa, AZ (US); **Taylor W. Anderson**, Mesa, AZ (US)
- (73) Assignee: **JST Performance, LLC**, Gilbert, AZ (US)
- (\*\*) Term: **15 Years**
- (21) Appl. No.: **29/570,466**
- (22) Filed: **Jul. 8, 2016**
- (51) **LOC (12) Cl.** ..... **26-05**
- (52) **U.S. Cl.**  
USPC ..... **D26/74**
- (58) **Field of Classification Search**  
USPC ..... D26/28-36; 362/459-468, 475-478, 362/485-487  
CPC ..... F21S 48/00; F21S 48/10; F21S 48/115; F21S 48/225; F21S 48/1233; F21S 48/1266; F21S 48/1388; F21S 48/2268; F21V 21/04  
See application file for complete search history.

- (56) **References Cited**  
U.S. PATENT DOCUMENTS  
D643,955 S \* 8/2011 Tsai ..... D26/28  
D653,783 S \* 2/2012 Biro ..... D26/31

D676,990 S *	2/2013	Adams	.....	D26/31
D729,677 S *	5/2015	Aho	.....	D10/114.4
D749,253 S *	2/2016	Marroquin	.....	D26/31
D759,272 S *	6/2016	Fan	.....	D26/28
D762,315 S *	7/2016	Lin	.....	D26/31
D768,896 S *	10/2016	Smith	.....	D26/31
D772,454 S *	11/2016	Ma	.....	D26/31
D776,314 S *	1/2017	Aho	.....	D10/114.4
D780,964 S *	3/2017	Roach	.....	D26/28
D782,090 S *	3/2017	Graham	.....	D26/31
2013/0278139 A1 *	10/2013	Sievers	.....	H05B 33/0821 315/77

\* cited by examiner  
*Primary Examiner* — Angela J Lee

(57) **CLAIM**  
The ornamental design for a light fixture, as shown and described.

**DESCRIPTION**  
FIG. 1 is a front, top, right, perspective view of a light fixture showing our new design;  
FIG. 2 is a front, top, left, perspective view thereof;  
FIG. 3 is a front, bottom, right, perspective view thereof;  
FIG. 4 is a front, bottom, left, perspective view thereof;  
FIG. 5 is a back, top, right, perspective view thereof;  
FIG. 6 is a back, top, left, perspective view thereof;  
FIG. 7 is a back, bottom, right, perspective view thereof;  
FIG. 8 is a back, bottom, left, perspective view thereof;  
FIG. 9 is a front side view thereof;  
FIG. 10 is a back side view thereof;  
FIG. 11 is a right side view thereof;  
FIG. 12 is a left side view thereof;  
FIG. 13 is a top view thereof; and,  
FIG. 14 is a bottom view thereof.

**1 Claim, 14 Drawing Sheets**





FIG. 1



FIG. 2



FIG. 3



FIG. 4



FIG. 5



FIG. 6



FIG. 7





FIG. 8




FIG. 9




FIG. 10




FIG. 11



FIG. 12




FIG. 13




FIG. 14